

**Revista Mexicana de  
Astronomía y Astrofísica**

Revista Mexicana de Astronomía y Astrofísica

ISSN: 0185-1101

rmaa@astroscu.unam.mx

Instituto de Astronomía

México

Guerrero, C. A.; Peña, J. H.; Sareyan, J. P.  
uvby-B Photoelectric Photometry of the Open Clusters NGC 1647 and NGC 1778  
Revista Mexicana de Astronomía y Astrofísica, vol. 47, núm. 1, abril, 2011, pp. 185-192  
Instituto de Astronomía  
Distrito Federal, México

Available in: <http://www.redalyc.org/articulo.oa?id=57119922013>

- How to cite
- Complete issue
- More information about this article
- Journal's homepage in redalyc.org

redalyc.org

Scientific Information System

Network of Scientific Journals from Latin America, the Caribbean, Spain and Portugal

Non-profit academic project, developed under the open access initiative

## *uvby* – $\beta$ PHOTOELECTRIC PHOTOMETRY OF THE OPEN CLUSTERS NGC 1647 AND NGC 1778

C. A. Guerrero,<sup>1</sup> J. H. Peña,<sup>1</sup> and J. P. Sareyan<sup>2</sup>

Received 2010 October 21; accepted 2011 February 15

### RESUMEN

Se presenta fotometría *uvby* –  $\beta$  de 35 estrellas en la dirección del cúmulo abierto NGC 1647 y de 16 estrellas del cúmulo NGC 1778. Del análisis de los datos obtenidos para NGC 1647 se ha determinado un enrojecimiento  $E(b - y) = 0.32 \pm 0.02$  mag y un módulo de distancia de  $V_0 - M_V = 8.75 \pm 0.09$  correspondiente a una distancia  $d = 564 \pm 106$  pc; asimismo, se han encontrado las estrellas miembros y se ha determinado un valor numérico para la edad del cúmulo de  $\log$  edad (en años) =  $7.98 \pm 0.23$ . A partir del análisis de los datos obtenidos para NGC 1778, se concluye que no es posible determinar si hay un cúmulo en esa dirección, pues las distancias encontradas para las estrellas observadas son muy diferentes.

### ABSTRACT

We present photometry *uvby* –  $\beta$  for 35 stars in the direction of the open cluster NGC 1647 and for 16 stars in the direction of the cluster NGC 1778. From the analysis of the data obtained for NGC 1647 we determine a mean reddening of  $E(b - y) = 0.32 \pm 0.02$  mag and a distance modulus of  $V_0 - M_V = 8.75 \pm 0.09$  corresponding to a distance  $d = 564 \pm 106$  pc; also, we find the cluster member stars and a numerical value of  $\log$  age (in years) =  $7.89 \pm 0.23$ . From the analysis of data obtained for NGC 1778, we conclude that it is not possible to determine whether there is a cluster in that direction, because the distances found for the observed stars are very different.

*Key Words:* open clusters and associations: individual (NGC 1647, NGC 1778) — techniques: photometric

### 1. INTRODUCTION

Galactic open clusters are ensembles of stars with low concentration and irregular shape, gravitationally-bound systems formed at the same time from the same original cloud. They represent examples of stars of comparable age and intrinsic chemical composition and are important in the study of stellar evolution and star formation. As a consequence, the problem of determining the cluster member stars is very important. For this, it is necessary to know the distance, reddening and absolute magnitude of each star.

The present work studies two open clusters, NGC 1647 and NGC 1778, using Strömgren photometry (*uvby* –  $\beta$ ) to determine their parameters: reddening, distance modulus and age. The results will

be compared with those obtained from the Johnson photometry taken from the literature.

Based on the individual distances of the stars, we will determine whether they belong to the cluster. There are other important physical characteristics in the study of stellar evolution to characterize a star cluster namely temperature and surface gravity of the stars. Using them we can determine the clusters' age (Meynet, Mermilliod, & Maeder 1993).

NGC 1647 is situated beyond the Taurus dark cloud complex, only a few degrees from the Hyades cluster. The center equatorial coordinates are  $\alpha(2000) = 4^h 46^m 8^s.45$  and  $\delta(2000) = +19^\circ 04' 37''$ . The diameter of the cluster is about  $45'$  and it is a relatively rich cluster that has not been studied by *uvby* –  $\beta$  photometry. Other authors have reported physical parameters (Table 1): Hoag & Applequist (1965) observed 65 stars and reported a distance  $d = 549$  pc, a reddening  $E(B - V) = 0.30$  and

<sup>1</sup>Instituto de Astronomía, Universidad Nacional Autónoma de México, Mexico.

<sup>2</sup>Lesia, Observatoire de Paris-Meudon and Observatoire de la Cote d'Azur, France.

TABLE 1  
COMPARISON OF PARAMETERS, NGC 1647

Parameter	Paunzen <sup>a</sup>	Hoag <sup>b</sup>	Turner <sup>c</sup>	Hebb <sup>d</sup>	Zdanavičius <sup>e</sup>	Guerrero <sup>f</sup>
$E(B - V)$	0.370	0.30	0.29	0.37	0.35	0.35
$V_0 - M_V$	9.81	8.7	8.67	8.7	8.42	8.75
$d$ (pc)	540	549	542	550	555	564
log age	8.158	–	8.27	8.3	8.1	7.98

<sup>a</sup>Paunzen & Mermilliod (2007). <sup>b</sup>Hoag & Applequist (1965). <sup>c</sup>Turner (1992). <sup>d</sup>Hebb et al. (2004). <sup>e</sup>Zdanavičius et al. (2005). <sup>f</sup>This paper.

TABLE 2  
COMPARISON OF PARAMETERS, NGC 1778

Parameter	Paunzen <sup>a</sup>	Hoag <sup>b</sup>	Barbon <sup>c</sup>	Joshi <sup>d</sup>	Pandey <sup>e</sup>	Xin <sup>f</sup>
$E(B - V)$	0.33 6	0.34	0.33	0.34	0.23	0.23
$V_0 - M_V$	11.88	10.7	11.11	10.3	10.2	11.53
$d$ (pc)	1469	1380	1670	1062	1100	2023
log age	8.155	–	–	8.2	11.3	11.8

<sup>a</sup>Paunzen & Mermilliod (2007). <sup>b</sup>Hoag & Applequist (1965). <sup>c</sup>Barbon & Hassan (1973). <sup>d</sup>Joshi et al. (1975). <sup>e</sup>Pandey (1998). <sup>f</sup>Xin et al. (2007).

a distance modulus  $V_0 - M_V = 8.7$ . Using Johnson photometry Turner (1992) observed 45 stars, reported a distance  $d = 542 \pm 4$  pc, and measured a reddening  $E(B - V) = 0.29 \pm 0.01$ , a distance modulus  $V_0 - M_V = 8.67 \pm 0.02$  and an age log age = 8.27 years. Hebb, Wyse, & Gilmore (2004) with 53 stars determined a distance  $d = 550$  pc, a reddening  $E(B - V) = 0.37$ , a distance modulus  $V_0 - M_V = 8.7$  and an age log age = 8.3 years. Using the Vilnius seven-color photometric system, Zdanavičius et al. (2005) published a study of 252 stars and reported a distance  $d = 555 \pm 74$  pc, a reddening  $E(B - V) = 0.35 \pm 0.01$ , a distance modulus  $V_0 - M_V = 8.42 \pm 0.02$  and an age log age = 8.1 years.

NGC 1778 lies in the direction of the Perseus arm; the coordinates for its center are:  $\alpha(2000) = 5^h 08^m 04^s .56$  and  $\delta(2000) = +37^\circ 01' 24''$ . The diameter of the cluster is about  $10'$  and it is a very poorly populated, faint cluster, which has no previously observed  $uvby - \beta$  photometry. Other authors have reported physical parameters (Table 2): Hoag & Applequist (1965) observed 10 stars and reported a distance  $d = 1380$  pc, a reddening  $E(B - V) = 0.34$  and a distance modulus of  $V_0 - M_V = 10.7$ , using Johnson photometry. In 1973, Barbon & Hassan ob-

served 14 stars and reported a distance  $d = 1670$  pc, a reddening  $E(B - V) = 0.33$  and a distance modulus  $V_0 - M_V = 11.11$ . Joshi, Sagar, & Pandey (1975) observed 85 stars and reported a reddening  $E(B - V) = 0.34$ , a distance  $d = 1062$  pc, a distance modulus  $V_0 - M_V = 10.13$  and an age log age = 8.2 years. Pandey (1998) observed 16 stars and reported a distance  $d = 1100$  pc, a distance modulus  $V_0 - M_V = 10.2$  and an age log age = 11.3 years. Xin, Deng, & Han (2007) using 15 stars determined a distance  $d = 2023$  pc, a reddening  $E(B - V) = 0.23$ , a distance modulus  $V_0 - M_V = 11.53$  and an age log age = 11.18 years.

## 2. OBSERVATIONS

Observations were made at the Observatorio Astronómico Nacional, San Pedro Mártir, Mexico, with the 1.5 m telescope and a Strömgren spectrophotometer. The observing run consisted of five nights from 22 to 26 in October 2007. We chose to observe all the brightest stars up to magnitude 13 (close to the limit of the telescope-photometer system), according to the chart of Paunzen & Mermilliod (2007, WEBDA, magnitude limit 13).

In order to be able to transform the data into the  $uvby - \beta$  absolute system, a set of photometric standards was observed along with the program stars.

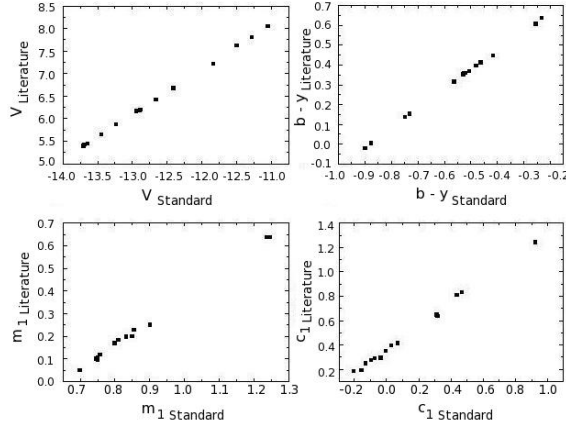


Fig. 1. Sample of the transformation correlations between instrumental and standard values for a group of standard stars for the October, 2007 season.

### 2.1. Data acquisition

Each measurement consisted of five ten-second integrations for each star. The obtained values of the standard stars and for all the observed bright stars are the average of these measurements. A ten-second integration of the sky was subtracted from the *wby* filters and from the N and W filters that define H $\beta$ . Individual uncertainties were determined by calculating the standard deviations of the fluxes in each filter for each star. The precision of each measurement is a function of both the brightness and the spectral type of each star, but we tried to observe them long enough to obtain a sufficient number of source counts to ensure a signal/noise ratio  $N/\sqrt{(N)}$  close to a 0.01 mag accuracy.

Seasonal errors were evaluated through the differences (calculated minus reported) of the magnitude and colors for the standard stars. Ten to fifteen standard stars were observed each night. Emphasis is made on the large range in the magnitude and color values of the standard stars (see Figure 1).

### 2.2. Data reduction

Standard data reduction procedures have been done with the numerical package NABAPHOT (Arellano Ferro & Parrao 1988). The chosen system was that defined by the standard values of Olsen (1983), and we also took some bright standard stars from the Astronomical Almanac (2006). The transformation equations (1–5) are those given by Crawford & Barnes (1970) and by Crawford & Mander (1966); in these equations  $D$ ,  $F$ ,  $H$  and  $L$  are the slope coefficients for  $(b - y)$ ,  $m_1$ ,  $c_1$  and  $\beta$ , respectively.  $B$ ,  $J$  and  $I$  are the color term coefficients of

$V$ ,  $m_1$  and  $c_1$ . The errors are calculated through the standard stars observed, evaluating the differences in magnitude and colors between the derived values and those of the literature. These differences for  $V$ ,  $(b - y)$ ,  $m_1$ ,  $c_1$  and  $\beta$  are  $\pm 0.010$ ,  $\pm 0.006$ ,  $\pm 0.007$ ,  $\pm 0.021$  and  $\pm 0.004$  respectively, providing a numerical estimation of our uncertainties when transforming into the standard system.

$$V = 19.096 + 1.000(b - y) + y_{\text{obs}}, \quad (1)$$

$$(b - y) = -0.002 + 0.867(b - y)_{\text{obs}}, \quad (2)$$

$$m_1 = 0.981 + 0.001(m_1)_{\text{obs}} + 0.375(b - y), \quad (3)$$

$$c_1 = -0.648 + 1.044(c_1)_{\text{obs}} + 0.042(b - y), \quad (4)$$

$$H\beta = 2.978 + 1.237(H\beta)_{\text{obs}}. \quad (5)$$

Table 3 lists the photometric values of the observed stars of NGC 1647 and Table 4 the values of the NGC 1778 stars, ordered by decreasing  $\beta$  values. Column 1 reports the WEBDA ID of the stars as listed by Paunzen & Mermilliod (2007), Columns 2 to 5 the Strömgren values  $V$ ,  $(b - y)$ ,  $m_1$ , and  $c_1$  respectively; Column 6, the  $\beta$  value, Columns 7 and 8, the reddening-free indexes  $[m_1]$  and  $[c_1]$  (independent of interstellar extinction) derived from the observations. Column 9 lists the spectral types reported by Paunzen & Mermilliod (2007), and Column 10 the photometric spectral type obtained from the diagram  $[c_1] - [m_1]$ .

## 3. METHODOLOGY

When studying a cluster it is important to establish membership of its star on a star-by-star basis, taking advantage of the Strömgren photometry, with the calibrations made by Nissen (1988) based on the calibrations by Crawford (1975, 1979) for the A and F stars and by Shobbrook (1984) for early type stars. In the present study the determination of physical parameters, such as the effective temperature and surface gravity, has been done through the measured Strömgren photometric data in the standard system, once corrected for interstellar extinction. Theoretical *wby* -  $\beta$  indexes, such as those of Lester, Gray, & Kurucz (1986, hereinafter LGK86), allowed us to directly compare our photometry with that obtained theoretically. LGK86 calculated grids for stellar atmospheres for G, F, A, B and O stars in a temperature range from 5500 K up to 50000 K; they also calculated  $\log g$  and  $T_{\text{eff}}$  as a function of the Strömgren indexes. The determination was done in the  $(b - y)$  versus  $\beta$  diagram and in the  $[c_1]$  versus  $\beta$  diagram (Figure 2).

The evaluation of reddening was done by establishing to which spectral class each star belongs:

TABLE 3  
*uvby* –  $\beta$  PHOTOELECTRIC PHOTOMETRY OF NGC 1647

WEBDA	<i>V</i>	<i>b</i> – <i>y</i>	<i>m</i> <sub>1</sub>	<i>c</i> <sub>1</sub>	[ <i>m</i> <sub>1</sub> ]	[ <i>c</i> <sub>1</sub> ]	$\beta$	MK	ST
2	7.465	0.996	0.510	0.245	0.828	0.045	2.893	K0	late
10	11.052	0.398	0.035	0.979	0.162	0.899	2.892	B7.5IV	B9
68	10.150	0.361	0.117	0.995	0.232	0.922	2.889		A3
71	10.671	0.312	0.054	0.941	0.153	0.878	2.864	A0	B9
34	10.593	0.257	0.061	0.900	0.143	0.848	2.851	B9	B9
42	9.667	0.246	0.077	0.912	0.155	0.862	2.850	B9.5IV	B9
29	10.674	0.259	0.062	0.967	0.144	0.915	2.838	A0 IV	B9
49	10.048	0.290	0.083	0.945	0.175	0.887	2.832	B8	B8
31	10.264	0.219	0.082	0.905	0.152	0.861	2.794	B8	B9
48	10.402	0.247	0.075	0.825	0.154	0.775	2.778	A0	B8
5	10.220	0.358	0.056	0.660	0.170	0.588	2.774	A0	B6
37	8.864	0.246	0.040	0.651	0.118	0.601	2.774	B9.5IV	B5
57	9.985	0.333	0.041	0.691	0.147	0.624	2.772	A0	B5
70	10.466	0.288	0.062	0.707	0.154	0.649	2.767	B9	B6
419	9.811	0.197	0.047	0.629	0.110	0.589	2.756		B4
51	9.943	0.303	0.080	0.766	0.177	0.705	2.753	B9 IV	B7
99	10.059	0.327	0.044	0.794	0.148	0.728	2.753	B9 IV	B7
54	10.075	0.290	0.053	0.654	0.145	0.596	2.746	A0 V	B5
22	9.067	0.199	0.042	0.739	0.105	0.699	2.742	B9 II	B6
59	9.698	0.400	0.008	0.773	0.136	0.693	2.738	A0	B7
3	10.026	0.290	0.055	0.656	0.147	0.598	2.736	B7.5IV	B4
94	9.667	0.216	0.047	0.666	0.116	0.622	2.726	B9 III	B5
55	10.246	0.341	0.040	0.632	0.149	0.563	2.724	B7 V	B4
66	10.246	0.350	0.017	0.913	0.129	0.843	2.721	B8	B8
233	10.136	0.254	0.092	0.571	0.173	0.520	2.708		B4
102	9.307	0.281	0.026	0.770	0.115	0.713	2.702	B9 III	B6
45	8.860	0.248	0.039	0.645	0.118	0.595	2.700	B7.5IV	B4
44	9.213	0.231	0.033	0.769	0.106	0.722	2.697	B8 IV	B8
15	8.561	0.304	0.020	0.644	0.117	0.583	2.620	B8 III	B4
65	9.561	0.364	0.153	0.34	0.269	0.267	2.611	G0	late
105	8.391	1.048	0.556	0.214	0.891	0.004	2.585	K2	late
1	5.963	0.727	0.694	0.280	0.926	0.134	2.562	K0	late
84	8.779	1.084	0.840	0.088	1.186	–0.128	2.553	K5	late
16	9.480	0.496	0.232	0.449	0.39	0.349	2.548	K0 V	late

early (B or early A) or late (late A or F) types; the later-class stars (later than G) were not considered in the analysis since no reddening determination calibration has yet been developed for such MS stars. Further analyses were done considering the numerical criteria of Lindroos (1980) for Strömgen photometry.

#### 4. RESULTS

The application of the above mentioned numerical packages gave the results listed in Table 5 for

NGC 1647 and Table 6 for NGC 1778. The following values are listed: the WEBDA identifier, the reddening,  $E(b - y)$ , the reddening-free indexes (in decreasing  $\beta$  values), the absolute magnitude, the distance modulus, the distance (in parsecs), the effective temperature and the surface gravity. When histograms of the distances are drawn (Figure 3a), one can see that 24 of the 35 observed stars in NGC 1647 lie around a distance of 564 pc corresponding to a distance modulus of  $8.75 \pm 0.09$ . However, when the histogram of distances to the stars is plotted for

TABLE 4

$wby - \beta$  PHOTOELECTRIC PHOTOMETRY OF NGC 1778

WEBDA	$V$	$b - y$	$m_1$	$c_1$	$[m_1]$	$[c_1]$	$\beta$	MK	ST
46	13.014	0.570	0.150	0.380	0.330	0.270	2.830		late
33	10.975	0.250	0.020	0.950	0.100	0.900	2.828	A0	B9
36	11.527	0.240	0.050	0.720	0.120	0.680	2.764		B6
8	11.794	0.250	-0.086	0.750	0.280	0.700	2.753		late
5	11.150	0.240	0.010	0.710	0.090	0.660	2.744	B9.5IV	B5
39	11.681	-0.200	0.320	0.810	0.250	0.850	2.740	B7 IV-V	A3
41	11.964	0.250	0.010	0.620	0.090	0.570	2.740		B4
32	10.283	0.240	-0.010	0.640	0.070	0.590	2.729	B6 III-IV	B3
3	10.190	0.480	0.110	0.600	0.270	0.500	2.699	B6 IV	late
141	11.285	0.230	-0.065	0.530	0.070	0.490	2.671		B2
7	11.810	0.280	-0.030	0.840	0.060	0.780	2.664	B6 IV-V	B6
31	10.197	0.270	-0.020	0.840	0.070	0.780	2.623	B9 III	B6
37	11.599	0.470	0.150	0.360	0.300	0.260	2.617		late
140	9.638	0.280	-0.040	0.630	0.050	0.570	2.614	A0	B3
2	10.104	0.860	0.370	0.360	0.640	0.190	2.585	G8 III	late
34	11.437	1.000	0.560	0.310	0.880	0.110	2.579		late

© Copyright 2011: Instituto de Astronomía, Universidad Nacional Autónoma de México

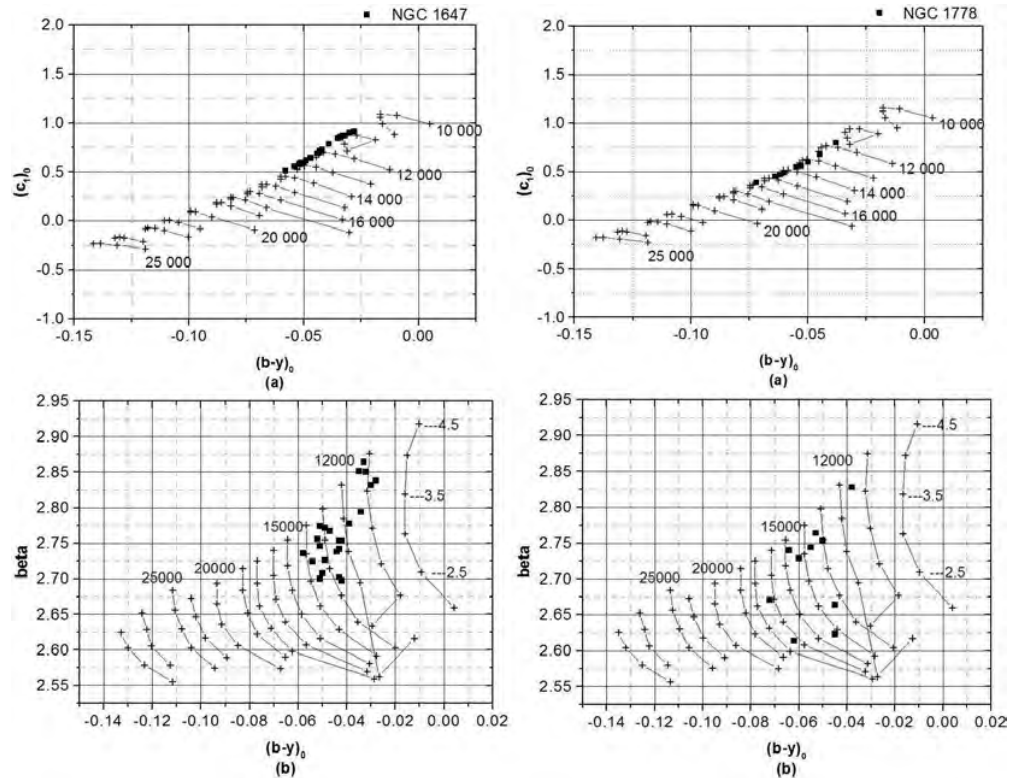


Fig. 2. Left panels (a) LGK86 isotherms for NGC 1647. (b) LGK86 isogravities for NGC 1647. Right panels (a) LGK86 isotherms for NGC 1778. (b) LGK86 isogravities for NGC 1778.

TABLE 5  
REDDENING AND UNREDDENED PARAMETERS OF NGC 1647

WEBDA	$E(b-y)$	$(b-y)_0$	$(m_1)_0$	$(c_1)_0$	H $\beta$	$V_0$	$M_V$	DM	dist (pc)	$T_{\text{eff}}$ (K)	log $g$	membership
94	0.428	-0.030	0.163	0.898	2.892	9.21	1.23	7.98	395	11000	4.0	n
71	0.343	-0.033	0.162	0.870	2.864	9.20	0.98	8.22	440	11000	4.5	y
34	0.292	-0.035	0.148	0.845	2.851	9.34	0.86	8.48	496	11000	4.5	y
42	0.284	-0.032	0.162	0.874	2.850	9.04	0.84	8.21	438	11000	4.5	y
29	0.287	-0.028	0.148	0.912	2.838	9.44	0.68	8.76	564	11000	4.0	y
49	0.325	-0.030	0.181	0.900	2.832	8.65	0.62	8.03	404	11000	4.0	y
31	0.253	-0.034	0.158	0.857	2.794	9.18	0.18	9.00	632	11000	3.5	y
48	0.293	-0.039	0.164	0.784	2.778	9.14	0.02	9.12	667	12000	3.5	y
5	0.417	-0.051	0.170	0.594	2.774	8.46	0.07	8.39	476	13000	4.0	y
37	0.341	-0.051	0.157	0.591	2.774	8.56	0.07	8.50	501	13000	4.0	y
57	0.382	-0.049	0.155	0.618	2.772	8.34	0.04	8.31	459	13000	4.0	y
70	0.335	-0.047	0.162	0.643	2.767	9.03	-0.04	9.06	649	12000	4.0	y
419	0.248	-0.052	0.123	0.580	2.756	8.75	-0.16	8.91	605	13000	4.0	y
51	0.350	-0.043	0.186	0.712	2.753	8.44	-0.29	8.72	556	12000	3.0	y
99	0.369	-0.042	0.155	0.724	2.753	8.47	-0.30	8.77	567	12000	3.5	y
54	0.341	-0.051	0.155	0.589	2.746	8.61	-0.31	8.92	607	13000	3.5	y
22	0.240	-0.043	0.118	0.700	2.742	8.64	-0.45	9.10	659	12000	3.5	y
59	0.444	-0.044	0.141	0.689	2.738	7.80	-0.51	8.31	458	12000	3.5	y
3	0.311	-0.058	0.185	0.512	2.736	8.80	-0.43	9.23	701	14000	4.0	n
15	0.265	-0.049	0.126	0.616	2.726	8.53	-0.64	9.17	682	13000	3.5	y
55	0.395	-0.054	0.158	0.557	2.724	8.55	-0.63	9.18	686	13000	3.5	y
66	0.385	-0.035	0.133	0.84	2.721	8.59	-1.06	9.65	851	13000	3.0	n
233	0.296	-0.050	0.129	0.595	2.708	7.59	-0.95	8.54	511	13000	3.0	y
102	0.324	-0.043	0.123	0.708	2.702	7.91	-1.24	9.16	678	12000	3.0	y
45	0.299	-0.051	0.129	0.588	2.700	7.57	-1.10	8.68	544	13000	3.0	y
44	0.273	-0.042	0.115	0.717	2.697	8.04	-1.38	9.41	763	12000	3.0	n
10	0.356	-0.052	0.127	0.576	2.620	7.05	-3.63	10.68	1365	13000	3.0	n

TABLE 6  
REDDENING AND UNREDDENED PARAMETERS OF NGC 1778

WEBDA	$E(b-y)$	$(b-y)_0$	$(m_1)_0$	$(c_1)_0$	H $\beta$	$V_0$	$M_V$	DM	dist (pc)	$T_{\text{eff}}$ (K)	log $g$
33	0.231	-0.038	0.017	0.797	2.828	9.85	0.64	9.21	695	11000	4.0
36	0.218	-0.053	0.036	0.560	2.764	10.44	-0.06	10.49	1256	13000	4.0
8	0.242	-0.050	-0.013	0.600	2.753	10.39	-0.21	10.60	1317	13000	3.5
5	0.223	-0.055	0.003	0.547	2.744	10.05	-0.32	10.38	1189	14000	3.5
41	0.238	-0.064	0.004	0.453	2.740	10.79	-0.38	11.17	1716	15000	3.5
32	0.243	-0.060	-0.007	0.490	2.729	9.10	-0.53	9.63	845	14000	3.0
141	0.263	-0.072	0.014	0.388	2.671	10.16	-1.53	11.70	2184	16000	3.0
7	0.270	-0.045	-0.028	0.676	2.664	10.29	-2.19	12.48	3137	12000	2.5
31	0.261	-0.045	-0.012	0.680	2.623	8.94	-3.88	12.83	3677	12000	2.0
140	0.286	-0.062	-0.016	0.472	2.614	8.24	-3.54	11.79	2275	14000	2.5
39	0.449	-0.041	0.273	0.835	2.740	14.43	-0.66	15.09	1043	14000	2.5
3	0.555	-0.078	0.255	0.341	2.699	7.66	-1.02	8.68	545	13000	3.0
37	0.502	-0.101	0.234	0.147	2.617	9.28	-2.86	12.14	2678	12000	2.5
2	0.836	-0.102	0.506	0.141	2.585	6.40	-4.08	10.48	1247	13000	3.5
34	1.044	-0.118	0.829	-0.041	2.579	7.43	-4.47	11.90	2394	11000	3.0

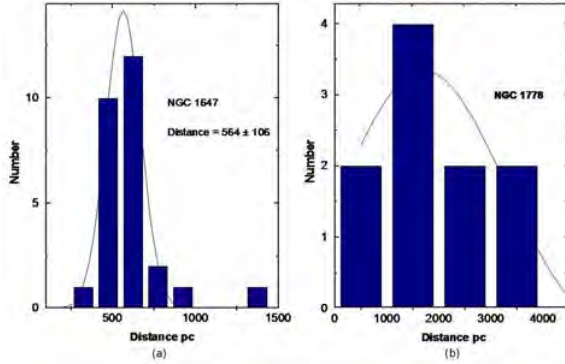


Fig. 3. Histogram of the distances for the stars in the direction of (a) NGC 1647 and (b) NGC 1778. The thin line is a Gaussian fit to the data.

NGC 1778 (Figure 3b), it is not possible to identify a cluster in that direction. We compared the distances obtained photometrically with those derived from studies of proper motions and Hipparcos (1997). However, only two stars in NGC 1647 were observed by Hipparcos; the first star is NGC 1647 15 (HIP 22122), with a parallax 1.66 mas, equivalent to a distance of 602 pc. This distance is consistent, within the error, with 682 pc, a distance that we determined photometrically. The second star observed by Hipparcos is NGC 1647 94 (HIP 22185), with a parallax 3.52 mas, equivalent to a distance 284 pc. This distance is smaller than that determined with photometry (395 pc). However, is still closer than the rest of the stars. For NGC 1647, stars which are members of the cluster are listed un the last column of Table 5; the criterion for those stars is a one sigma deviation from the average.

Once the membership is established, the age can be estimated by first calculating the effective temperature of the hottest stars. These temperatures are determined by plotting the location of such stars on the theoretical grids of LGK86, after evaluating the unreddened colors (Figure 2) for a solar chemical composition. We have considered this metallicity because, although no metallicity has been reported for NGC 1647, the cluster is located within 1.5 kpc from the Sun, i.e., at galactocentric distances where no substantial radial metallicity gradient has been detected (see e.g., Andrievsky et al. 2002). Thus, we can adopt the solar abundance of heavy elements for the cluster and neglect metallicity corrections.

Star 3 is the star with the highest temperature, but based on the distance, we concluded that it does not belong to the cluster. The next hottest star is

star 55 because, even though there are several stars with effective temperature of 13000 K, that star has the most negative value of  $(b - y)_0$ . Hence, given the calibrations of Meynet et al. (1993) for open clusters, a log age of  $7.98 \pm 0.23$  (i.e.  $9.54 \times 10^7$  yr) is found from the relation  $\log \text{age (yr)} = -3.6 \log T_{\text{eff}} + 22.956$ , which is valid in the range  $[3.98, 4.25]$  of  $\log T_{\text{eff}}$  (with a precision of  $3 \times 10^{-3}$ ).

In the case of NGC 1778, Hipparcos (1997) also observed only two stars in the cluster. The first star is NGC 1772 5 (HIP 23904), which has a negative parallax,  $-0.59$  mas, because the true parallax is smaller than the error. The second star is NGC 1778 2 (HIP 23894), which has a parallax of 2.84 mas, equivalent to a distance of 352 pc, very different from 1247 pc, the distance that we determined. In Table 5 we can see that there is a wide spread in the distances determined by different authors, but Joshi et al. (1975) propose that the difference is due to the fact that they used a revised value of 6.1 for the reddening coefficient  $R$  for NGC 1778 (Johnson 1968) because  $R$  varies significantly with longitude and galactic extinction in the region  $100^\circ < l < 220^\circ$ . This value differs from the usually accepted value of  $R = 3$ , but NGC 1778 has galactic coordinates  $l = 168^\circ.88$  and  $b = -2^\circ.00$ .

### 5. CONCLUSIONS

New *wby* -  $\beta$  photoelectric photometry has been acquired for 35 stars of the open cluster NGC 1647 and 16 stars of the open cluster NGC 1778. For NGC 1647, unreddened indexes in the LGK86 grids allowed us to determine the effective temperature of the hottest star as 13000 K. We found a mean distance to the cluster of  $564 \pm 106$  pc, which corresponds to a distance modulus of  $8.75 \pm 0.09$  and a reddening  $E(b - y) = 0.32 \pm 0.02$ , which, through the relation  $E(b - y) = 0.9E(B - V)$ , gives a color excess of  $E(B - V) = 0.35$  mag. These results are in good agreement with the parameters reported by other authors (Table 1).

In the case of NGC 1778, we were unable to determine whether a cluster in that direction exists or not. NGC 1778 observations include only 16 bright stars and, due to observing limitations, have not reached the cluster MS which is fainter. The determined distance to the stars represented in the histogram (Figure 3b) does not show any clustering of stars. Consequently, we do not have statistically significant data to derive any conclusion regarding this cluster, but based on an earlier and deeper photometric study, it is clear that NGC 1778 is an open star cluster.

We would like to thank the staff of the OAN-SPM for their assistance in securing the observations. Proofreading was done by J. Miller. One of us, Guerrero, C. A., would like to thank S. S. Gil for fruitful discussions. This work was partially supported by PAPIIT IN108106 and PAPIIT IN114309. This research has made use of the Simbad databases operated at CDS, Strasbourg, France; NASA ADS Astronomy Query Form and the WEBDA database, operated at the Institute for Astronomy of the University of Vienna.

## REFERENCES

- Andrievsky, S. M., Bersier, D., Kovtyukh, V. V., Luck, R. E., Maciel, W. J., Lépine, J. R. D., Beletsky, Yu. V. 2002, *A&A*, 384, 140
- Arellano Ferro, A., & Parrao, L. 1988, *Reporte Técnico*, 57 (Mexico: IA-UNAM)
- Barbon, R., & Hassan, S. M. 1973, *A&AS*, 10, 1
- Crawford, D. L. 1975, *AJ*, 80, 955
- \_\_\_\_\_. 1979, *AJ*, 84, 1858
- Crawford, D. L., & Barnes, J. V. 1970, *AJ*, 75, 978
- Crawford, D. L., & Mander, J. 1966, *AJ*, 71, 114
- Hebb, L., Wyse, F. G. R., & Gilmore, G. 2004, *AJ*, 128, 2881
- ESA 1997, *Hipparcos and Tycho Catalogues*, ESA SP-1200 (Noordwijk: ESA)
- Hoag, A., & Applequist, N. L. 1965, *ApJS*, 12, 215
- Johnson, H. L. 1968, in *Nebulae and Interstellar Matter*, ed. B. M. Middlehurst & L. H. Aller (Chicago: University of Chicago), 167
- Joshi, U. C., Sagar, R., & Pandey, P. 1975, *Pramana*, 4, 160
- Lester, J. B., Gray, R. O., & Kurucz, R. I. 1986, *ApJ*, 61, 509 (LGK86)
- Lindroos, K. P. 1980, *Stockholms Obs. Rep.*, 17, 68
- Meynet, G., Mermilliod, J. C., & Maeder, A. 1993, *A&AS*, 98, 477
- Nissen, P. 1988, *A&A*, 199, 146
- Olsen, E. H. 1983, *A&AS*, 54, 55
- Pandey, A. K. 1998, *Bull. Astron. Soc. India*, 26, 539
- Paunzen, E., & Mermilliod, J. C. 2007, *WEBDA, A Site Devoted to Stellar Clusters in the Galaxy and the Magellanic Clouds* (Vienna: Institute of Astronomy of the University of Vienna), <http://www.univie.ac.at/webda/>
- Shobbrook, R. R. 1984, *MNRAS*, 211, 659
- Turner, D. G. 1992, *AJ*, 104, 1865
- Xin, Y., Deng, L., & Han, Z. W. 2007, *ApJ*, 660, 319
- Zdanavičius, J., et al. 2005, *Baltic Astron.*, 14, 179