



Acta Agronómica

ISSN: 0120-2812

ISSN: 2323-0118

Universidad Nacional de Colombia

Soares de Souza, Gustavo; Thiengo, Cássio Carlette;  
de Assis Silva, Samuel; Armani Borghi, Edinei José  
Improvement of the soil quality under intercropped conilon coffee  
(*Coffea canephora* P.) in the coastal tablelands of Southeast Brazil  
Acta Agronómica, vol. 71, no. 3, 2022, July-September, pp. 271-279  
Universidad Nacional de Colombia

DOI: <https://doi.org/10.15446/acag.v71n3.93941>

Available in: <https://www.redalyc.org/articulo.oa?id=169977452006>

- ▶ [How to cite](#)
- ▶ [Complete issue](#)
- ▶ [More information about this article](#)
- ▶ [Journal's webpage in redalyc.org](#)



Scientific Information System Redalyc

Network of Scientific Journals from Latin America and the Caribbean, Spain and Portugal

Project academic non-profit, developed under the open access initiative

# Improvement of the soil quality under intercropped conilon coffee (*Coffea canephora* P.) in the coastal tablelands of Southeast Brazil

## Mejora de la calidad del suelo bajo un cultivo intercalado de café conilon (*Coffea canephora* P.) en las planicies costeras del sudeste brasileño

Gustavo Soares de Souza <sup>1,3</sup>, Cássio Carlette Thiengo <sup>2,4</sup>, Samuel de Assis Silva <sup>1,5</sup>, Edinei José Armani Borghi <sup>1,6</sup>.

<sup>1</sup>Federal Institute of Education, Science and Technology of Espírito Santo. Itapina Campus. Espírito Santo, Brazil. <sup>2</sup>Luiz de Queiroz - College of Agriculture, University of Sao Paulo. Piracicaba, Sao Paulo, Brazil. <sup>3</sup>✉ [gustavo.souza@ifes.edu.br](mailto:gustavo.souza@ifes.edu.br), <sup>4</sup>✉ [cassiocarlette@hotmail.com](mailto:cassiocarlette@hotmail.com), <sup>5</sup>✉ [samuel.assilva@gmail.com](mailto:samuel.assilva@gmail.com), <sup>6</sup>✉ [edinei.armani@gmail.com](mailto:edinei.armani@gmail.com)



<https://doi.org/10.15446/acag.v71n3.93941>

2022 | 71-3 p 271-279 | ISSN 0120-2812 | e-ISSN 2323-0118 | Rec.: 2021-02-25 Acep.: 2023-03-29

### Abstract

The objective of this study was to evaluate the physical-hydrological and chemical properties and organic carbon stock of soil under intercropped conilon coffee (*Coffea canephora* P.) and in full sun in the coastal tablelands of Espírito Santo, Brazil. The treatments evaluated were coffee intercropped with rubber tree (CR) and in full sun (FS) in the area 1; coffee intercropped with papaya (CP) and in full sun (FS) in the area 2; coffee intercropped with coconut (CC), in full sun (FS), and an area of native vegetation (NV) in the area 3. The physical and chemical properties of the soil and its organic carbon stocks were measured in layers of 0-0.4 m. In area 1, CR showed lower soil bulk density and temperature, and higher total porosity and macroporosity. In area 2, CP presented higher available water capacity and soil water content, better soil fertility, and lower soil temperature. In area 3, CC presented higher total porosity, available water capacity, and soil organic carbon stock. NV presented physical and chemical properties of soil that limit the agricultural development of the crops. Conilon coffee plantations can improve the physical-hydrological and chemical quality of soil compared to cultivation in full sun and native vegetation in the coastal tablelands, which varies according to the intercropped culture.

**Keywords:** agroforestry system, agroecology, shade coffee, soil fertility, soil water content.

### Resumen

El objetivo de este estudio fue evaluar las propiedades físico-hídricas y químicas y el stock de carbono orgánico del suelo bajo un cultivo intercalado de café conilon (*Coffea canephora* P.) y a pleno sol en las planicies costeras de Espírito Santo, Brasil. Los tratamientos evaluados fueron café intercalado con árbol de goma de caucho (CAG) y a pleno sol (PS) en el área 1; café intercalado con papaya (CP) y a pleno sol (PS) en el área 2; café intercalado con coco (CC), a pleno sol (PS), y un área de vegetación nativa (VN) en el área 3. Se midieron las propiedades físicas y químicas del suelo y sus reservas de carbono orgánico en capas de 0-0.4 m. En el área 1, el CAG mostró una menor densidad aparente y temperatura del suelo, y una mayor porosidad total y macroporosidad. En el área 2, CP presentó una mayor capacidad de agua disponible, contenido de agua en el suelo, mejor fertilidad del suelo y menor temperatura de este. En el área 3, CC presentó una mayor porosidad total, capacidad de agua disponible y stock de carbono orgánico en el suelo. VN presentó propiedades físicas y químicas del suelo que limitan el desarrollo de los cultivos agrícolas. Los cafetales de Conilon pueden mejorar la calidad físico-hídrica y química del suelo en comparación con el cultivo a pleno sol y la vegetación nativa en las planicies costeras, lo cual varía según el cultivo intercalado.

**Palabras clave:** sistema agroforestal, agroecología, café de sombra, fertilidad del suelo, contenido de agua del suelo.

## Introduction

Brazil is leader in coffee production and export, involving more than half a billion people in the production chain of this bean (Tavares *et al.*, 2018). In 2019, coffee cultivation produced almost 50 million bags, occupying 2.21 million hectares (Souza *et al.*, 2020). The state of Espírito Santo is the second largest national coffee producer and the one that produces the most conilon coffee type (*Coffea canephora* P.) in the country, despite being considered a state of small territorial extension (Conab, 2018).

In Brazil, a significant part of the conilon coffee plantations is located in the coastal tablelands region in the northern part of the State of Espírito Santo and the southern part of the State of Bahia. In this region, soils with low natural fertility, low water retention capacity, and with the presence of a cohesive horizon are common, such as Oxisols and Ultisols (Santos *et al.*, 2018). These characteristics may limit the agricultural production (Cintra *et al.*, 2008), and increase soil erosion and degradation process (Gomes *et al.*, 2012; Martins *et al.*, 2010). In addition, the occurrence of high temperatures in the summer, with the uneven distribution of rainfall, can accelerate the organic matter oxidation, resulting in a negative influence on the crops longevity.

The use of conventional systems based on monoculture has led to soil quality depletion and natural resources degradation (Souza *et al.*, 2017; Gomes *et al.*, 2012). Coffee plantations, when improperly managed, can lead to negative consequences to the soil, such as compaction, loss of nutrients, and accelerated mineralization of organic matter, reducing the potential of agricultural production (Cerri *et al.*, 2017; Guimarães *et al.*, 2014; Souza *et al.*, 2014).

The implementation of coffee plants intercropped with trees or in agroforestry systems is indicated as a viable option to minimize the soil degradation process, since it promotes improvements in the soil quality through a greater contribution of organic residues, greater root development and nutrient cycling (Méndez *et al.*, 2009; Notaro *et al.*, 2014). Coffee plants intercropped with trees and fruit species also promote greater soil coverage, minimizing the erosion process (Haggar *et al.*, 2011). In regions with tropical climate, intercropping or agroforestry systems are favored by the attenuation of extreme climatic conditions, which can reduce soil temperature and increase its water content (Oliosi *et al.*, 2016; Padovan *et al.*, 2015).

The objective of the study was to evaluate the physical-hydrological and chemical properties and organic carbon stock of the soil in conilon coffee crops intercropped with trees and fruit species and in full sun in the coastal tablelands in the north of the State of Espírito Santo.

## Materials and methods

The work was carried out in three areas with commercial plantations of conilon coffee (*Coffea canephora* Pierre ex A. Froehner) located in the municipality of Sooretama, Espírito Santo, Brazil. The region climate is type Aw according to Köppen-Geiger's classification, with annual rainfall of 1200 mm and a mean annual temperature of 23.4 °C.

In area 1 (latitude 19°8'51" S, longitude 40°8'55" W and altitude of 77 m), the treatments compared were conilon coffee intercropped with rubber trees (*Hevea brasiliensis* (Willd. ex Adr. de Juss.) Muell-Arg.) (CR) and in full sun (FS). In area 2 (latitude 19°8'43" S, longitude 40°8'51" W and altitude of 77 m), the treatments compared were conilon coffee intercropped with papaya (*Carica papaya* L.) (CP) and in full sun (FS). In area 3 (latitude 19°8'54" S, longitude 40°9'57" W and altitude of 81 m), the treatments compared were conilon coffee intercropped with coconut (*Cocos nucifera* L.) (CC) and in full sun (FS). In area 3, native vegetation (NV) (Atlantic Forest Biome) in natural regeneration for 30 years was used as reference. The soil of the three areas is the dystrocohesive yellow Ultisol with flat relief (Santos *et al.*, 2018), with sand, silt, and clay contents of 662, 43 and 295 g kg<sup>-1</sup> in area 1; 693, 36 and 271 g kg<sup>-1</sup> in area 2, and 762, 16 and 222 g kg<sup>-1</sup> in area 3, respectively.

The main characteristics of the plantations were described in Table 1. During the implementation of the six crops, the soil preparation was used only in the planting line of the coffee and tree or fruit species, using the subsoiler at a depth of 0.40 m. Planting was done manually after the correction of soil fertility with the application of limestone, raising the base saturation to 70 %, and adding simple superphosphate in the planting groove, and nitrogen, potassium, and fertilization micronutrients on the cover, as recommended for the region (Prezotti *et al.*, 2007). Irrigation management was based on evapotranspiration of the most demanding crop. The coffee plants were managed with the programmed pruning cycle (Verdin Filho *et al.*, 2014). The spontaneous vegetation between the coffee plant lines was controlled with glyphosate herbicide.

Soil samples were collected from the treatments under study in March 2017 from plots of 10 x 10 m, at a distance of 30 m. The samples were collected in volumetric cylinders of 0.05 x 0.05 m in the planting line at the center of soil layers of 0.00-0.10, 0.10-0.20, and 0.20-0.40 m to determine soil attributes. The physical properties evaluated were soil bulk density, total porosity, microporosity, and macroporosity (Teixeira *et al.*, 2017). Soil water retention was obtained in Richards' pressure chambers on porous plates, adapted from Teixeira *et al.* (2017). The available water capacity of the plants was obtained by the difference between the soil water content in the field capacity ( $y_{FC} = 10$  kPa) and the permanent wilting point ( $Y_{PWP} = 1500$  kPa).

The soil penetration resistance was measured with an impact penetrometer (Stolf *et al.*, 2005), in the same places where the volumetric cylinders were sampled. The soil water content (qv) and soil temperature were measured along with the soil sampling in the morning from 7:00 to 9:00 a.m. using a portable digital sensor (Decagon Devices, model GS3, Pullman, WA, USA).

The deformed soil samples were collected to determine the chemical properties (Teixeira *et al.*, 2017), being: pH in water (1:2.5 ratio); phosphorus (P), potassium (K), iron (Fe), zinc (Zn), manganese (Mn) and copper (Cu) (Mehlich-1 extractor); calcium (Ca), magnesium (Mg) and aluminum (Al) (KCL - 1mol L<sup>-1</sup> extractor); potential acidity (H+Al) (correlation with pH SMP); and boron (B) (hot water extractor).

The sum of bases (SB), cation exchange capacity at pH 7 (CEC) and the base saturation index (BS) were calculated. Soil organic carbon content (OC) was measured with potassium dichromate in presence of sulfuric acid and heating, followed by titration with ammoniacal ferrous sulfate. Soil organic carbon stock (CS) was obtained by the equation  $CS = OC \cdot BD \cdot L$ , where BD and L are the soil bulk density and soil layer, respectively.

The O'Brien and Shapiro-Wilk tests were applied to evaluate the variances of homogeneity ( $p < 0.05$ ) and normality of residuals ( $p < 0.05$ ), respectively. The statistical analysis was performed considering a completely randomized design, with four replications, through analysis of variance (F-test,  $p > 0.05$ ) and comparison of means (Tukey test,  $p > 0.05$ ), according to Notaro *et al.* (2014) and Souza *et al.* (2017).

## Results

In area 1, CR presented a soil bulk density (1.43 kg dm<sup>-3</sup>) lower than FS (1.55 kg dm<sup>-3</sup>) on average in soil layers, while in areas 2 and 3 the treatments did not differ statistically in the soil layers (Fig. 1). In area 1, CR presented the highest total porosity (0.44 m<sup>3</sup> m<sup>-3</sup>) in the 0-0.1 m layer, in contrast with FS (0.36 m<sup>3</sup> m<sup>-3</sup>),

not differing in the other soil layers. In area 2, the treatments did not differ from each other in the soil layers under study. In area 3, CC and NV presented, on average, the highest total porosity (0.40 and 0.40 m<sup>3</sup> m<sup>-3</sup>), while FS presented the lowest (0.36 m<sup>3</sup> m<sup>-3</sup>).

In area 1, CR presented, on average, a greater soil macroporosity (0.25 m<sup>3</sup> m<sup>-3</sup>) in relation to FS (0.20 m<sup>3</sup> m<sup>-3</sup>) (Fig. 1). In area 2, the treatments did not differ statistically. In area 3, the highest soil macroporosity occurred in NV, in the 0.1-0.2 m layer (0.29 m<sup>3</sup> m<sup>-3</sup>), not differing in CC (0.24 m<sup>3</sup> m<sup>-3</sup>). In the other layers, the treatments did not differ. Also, in area 3, a reduction in soil macroporosity occurred in NV in depth (0.08 m<sup>3</sup> m<sup>-3</sup>).

In areas 1, 2 and 3, intercropped coffee and FS did not differ for soil microporosity (Fig. 1). In NV in area 3, there was an increase in soil microporosity in depth (0.07 m<sup>3</sup> m<sup>-3</sup>), which did not occur in the other treatments.

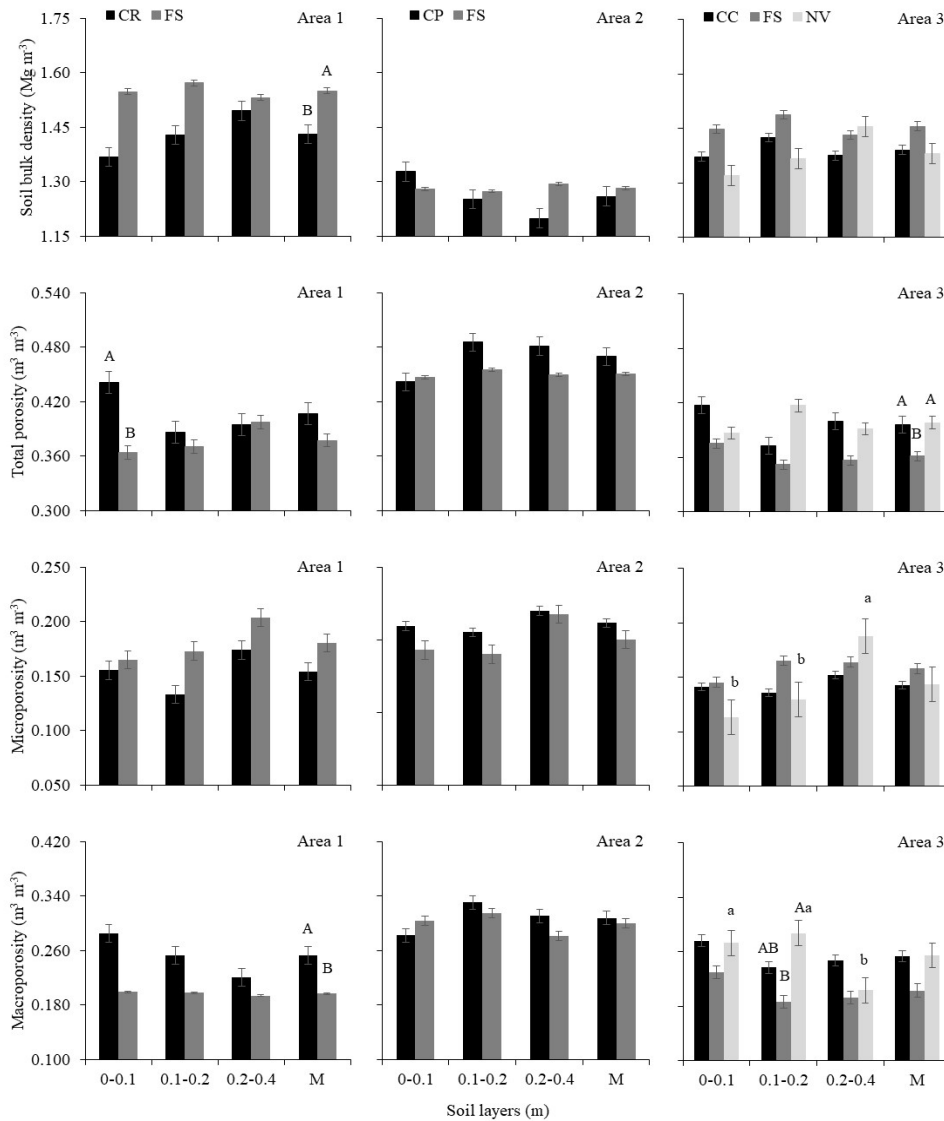
In areas 1, 2 and 3, the conilon coffee treatment did not differ statistically for soil penetration resistance up to 0.4 m depth (Fig. 2). However, in area 3, NV presented the highest values in the layer 0.18 to 0.28 m, ranging from 6.39 to 9.52 MPa.

In area 1, treatments and soil layers presented similar values of available water capacity (AWC). However, in areas 2 and 3, CP and CC presented higher AWC (0.043 and 0.044 m<sup>3</sup> m<sup>-3</sup>) than FS treatments (0.032 and 0.038 m<sup>3</sup> m<sup>-3</sup>). In area 3, NV presented even lower AWC (0.034 m<sup>3</sup> m<sup>-3</sup>) than CC and FS.

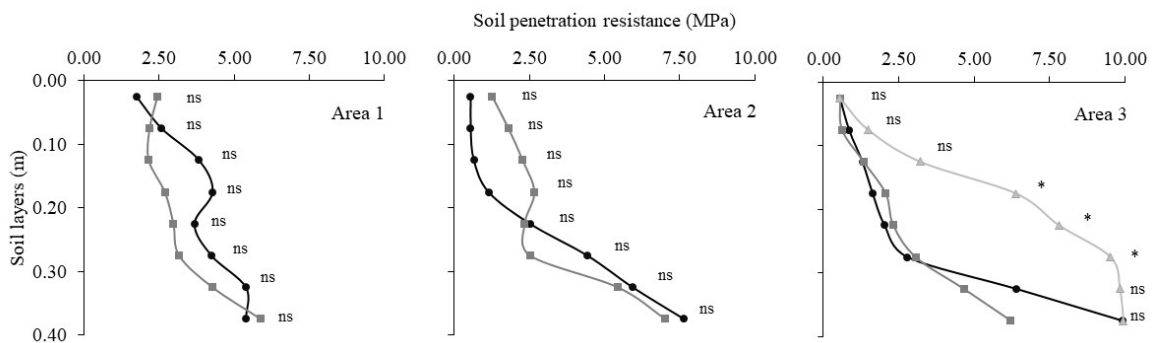
In area 1, the treatments did not differ statistically for water content in the soil layers (Fig. 3), however, FS presented higher soil water content in depth (0.11 m<sup>3</sup> m<sup>-3</sup>), which did not occur in CR. In area 2, CP presented, on average, higher soil water content (0.27 m<sup>3</sup> m<sup>-3</sup>) than FS (0.25 m<sup>3</sup> m<sup>-3</sup>) in soil layers. In area 3, coffee treatments did not differ statistically from each other (0.21-0.22 m<sup>3</sup> m<sup>-3</sup>), but presented higher values than NV (0.09 m<sup>3</sup> m<sup>-3</sup>).

**Table 1.** Agronomic characteristics of the management systems under study in Sooretama-ES, Brazil

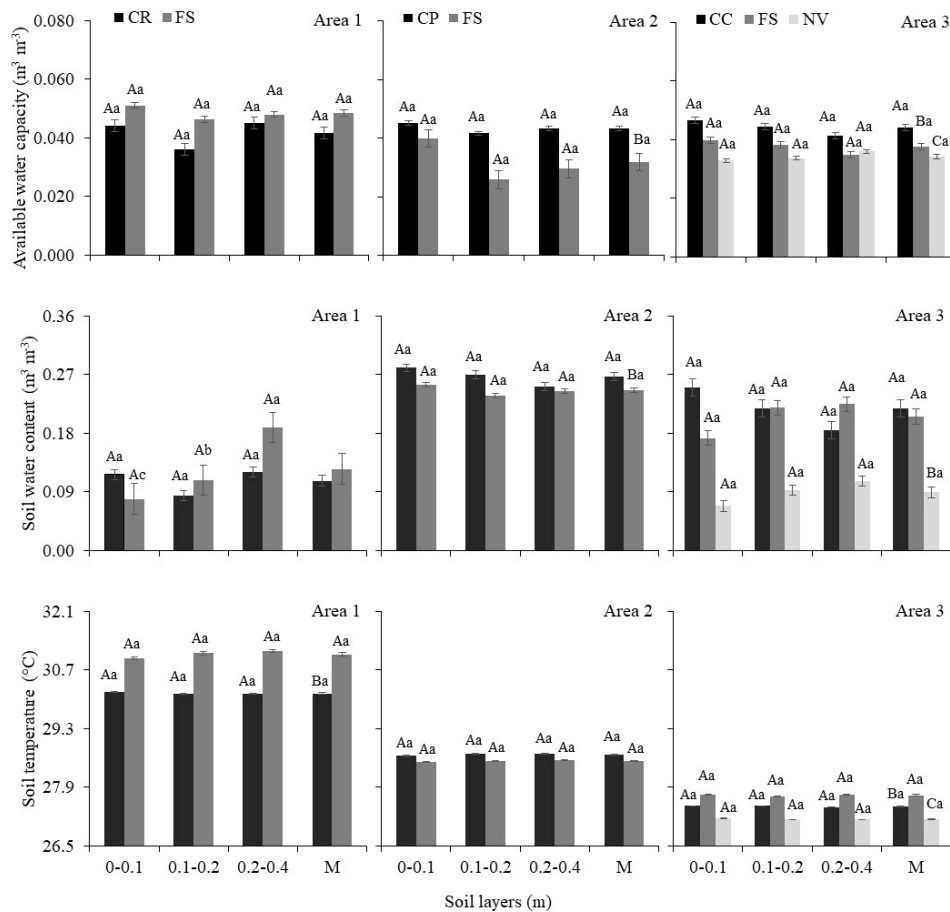
Characteristics	Area 1		Area 2		Area 3	
	CR	FS	CP	FS	CC	FS
Genetic material	Clone 02 and G35	Clone 02 and G35	Variety Jequitibá	Clone 02 and G35	Clone 02 and G35	Clone 02 and G35
Planting	Apr 2011	Apr 2005	Dec 2015	Apr 2010	Mar 2011	Mar 2010
Spacing coffee (m)	3 x 1.25	3 x 1.6	3 x 1	3 x 1.6	7 x 1.5	3 x 1.5
Spacing of tree (m)	3 x 2.5 x 15	-	3 x 1.6	-	7 x 7	-
Stand (pl ha <sup>-1</sup> )	2.222 / 444	2.083	3.333 / 2.083	2.083	952 / 204	2.222
Irrigation	Micro sprinkler	Aspersion	Micro sprinkler	Micro sprinkler	Micro sprinkler	Aspersion
Number of stems per coffee plant	4 to 5	4 to 5	3 to 4	3 to 4	4	4



**Figure 1.** Soil physical properties under conilon coffee intercropped with rubber tree (CR) and in full sun (FS) in area 1; intercropped with papaya (CP) and in full sun (FS) in area 2; and intercropped with coconut (CC), in full sun (FS), and in the native vegetation (NV) in area 3. M = mean of the soil layers. Uppercase letters compare managements and lowercase compare soil layers (Tukey's test,  $p > 0.05$ ).



**Figure 2.** Soil penetration resistance under conilon coffee intercropped with rubber tree (●—) and in full sun (■—) in area 1; intercropped with papaya (●—) and in full sun (■—) in area 2; and intercropped with coconut (●—), in full sun (■—), and in the native vegetation (▲—) in area 3. \* = significant (Tukey's test,  $p > 0.05$ ), ns = not significant.



**Figure 3.** Available water capacity, soil water content and soil temperature under conilon coffee intercropped with rubber tree (CR) and in full sun (FS) in area 1; intercropped with papaya (CP) and in full sun (FS) in area 2; and intercropped with rubber tree (CC), in full sun (FS), and with native vegetation (NV) in area 3. M = mean of the soil layers. Uppercase letters compare managements and lower case compare soil layers (Tukey's test,  $p > 0.05$ ).

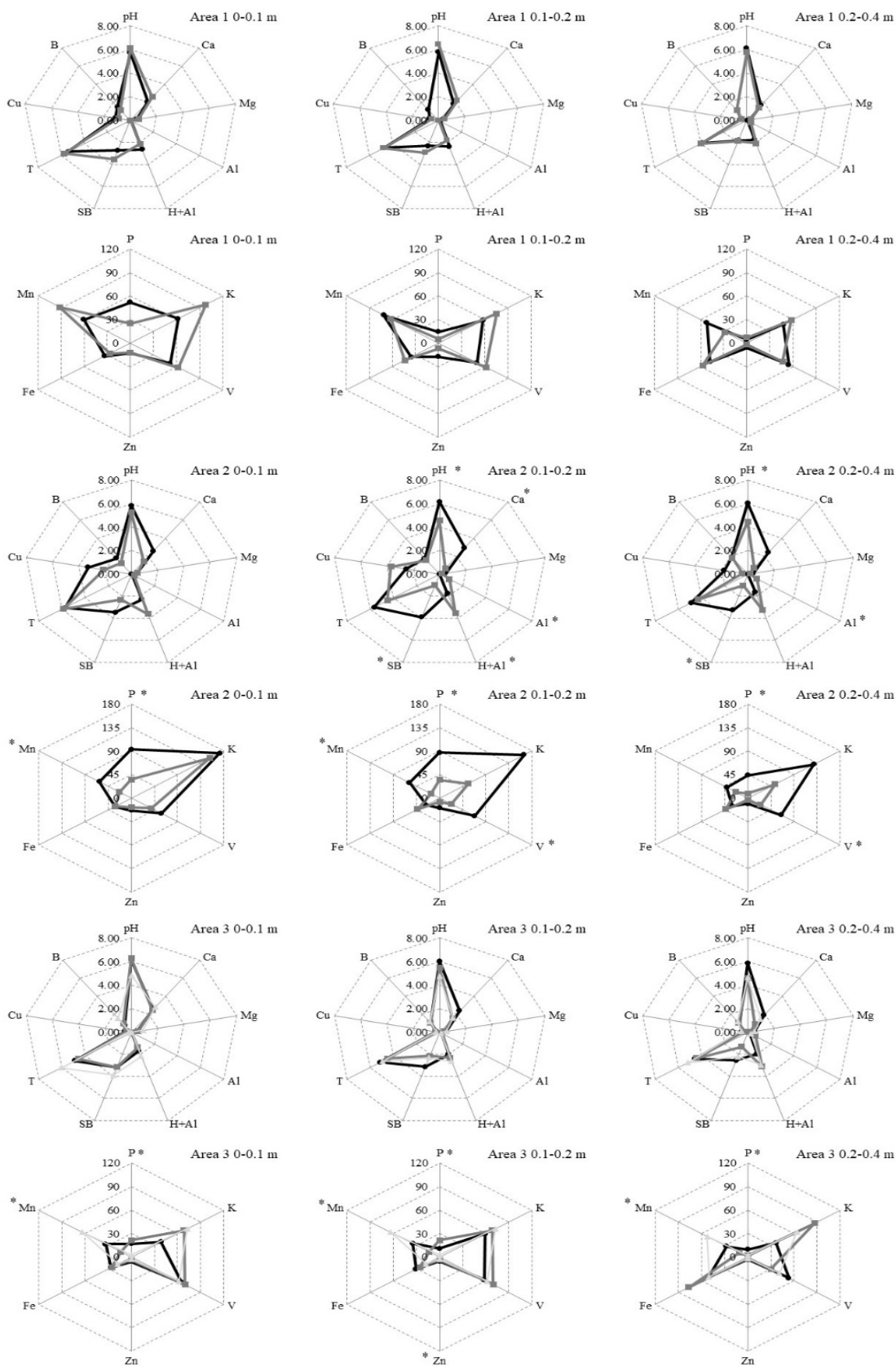
In areas 1 and 3, FS treatments showed higher soil temperature (31.1 and 27.7 °C) in relation to the intercropped treatments (30.1 and 27.4 °C) (Fig. 3). In area 3, NV presented the lowest soil temperature (27.1 °C). In area 2, the temperature of the treatments did not differ significantly in the soil layers, ranging from 28.5 to 28.7 °C.

Regarding the analysis of soil chemical properties, in area 1, treatments did not differ statistically from any of the chemical properties analyzed in the soil layers (Fig. 4). In area 2, CP showed higher values of P and Mn in the 0-0.1 m depth layer, higher pH, P, Ca, SB, BS and Mn values and lower Al and H+Al values in the layer of 0.1-0.2 m, and higher pH, P, SB and BS and lower Al and H+Al values than FS in the layer of 0.2-0.4 m. In area 3, CC and NV presented the highest Mn contents in the 0-0.1 m layer (Fig. 4), while FS presented the highest value of P. In the layer of 0.1-0.2 m, FS presented the highest levels of P and Zn, while NV presented the highest value of Mn. In the 0.2-0.4 m layer, CC and NV presented the highest values of P and Mn, respectively.

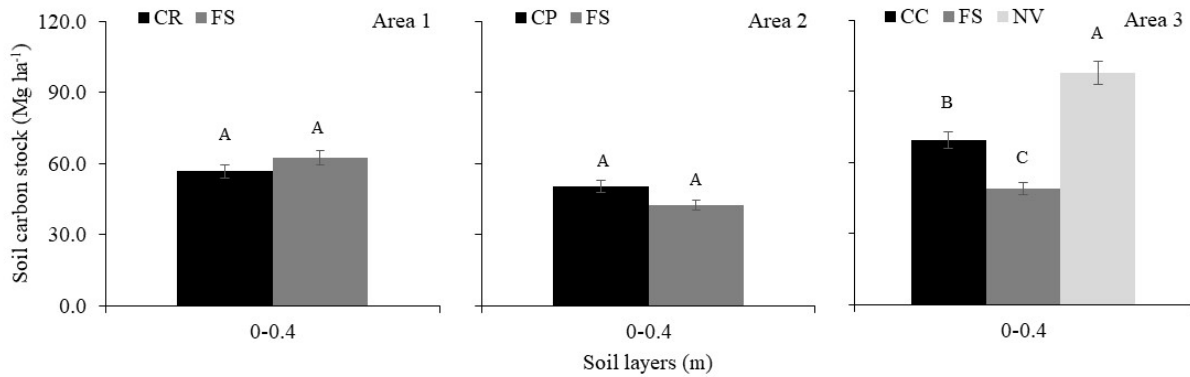
In areas 1 and 2, conilon coffee intercropped and in full sun did not present statistical differences for the soil organic carbon stock, ranging from 57 to 63 and from 42 to 50 Mg ha<sup>-1</sup>, respectively (Fig. 5). In area 3, NV presented higher soil organic carbon stock (98 Mg ha<sup>-1</sup>) in relation to coffee managements (70 and 49 Mg ha<sup>-1</sup>). CC presented lower reduction in soil organic carbon stock (29 %) than FS (50 %).

## Discussion

CR and CC showed evidence of the improvement in the physical-hydrological quality of soil in relation to FS in areas 1 and 3. The root development of rubber and coconut trees contributed to the formation of biopores, which reduced soil bulk density and increased total porosity, especially macropores, which agrees with Souza *et al.* (2017). Moreover, a greater root development of tree and fruit species also allows them to extract water and nutrients in deeper soil profiles, contributing to a better use of these resources (Cintra *et al.*, 2008; Padovan *et al.*, 2015).



**Figure 4.** Soil chemical properties under conilon coffee intercropped with rubber tree (—●—) and in full sun (—■—) in area 1; intercropped with papaya (—●—) and in full sun (—■—) in area 2; intercropped with coconut (—●—), in full sun (—■—), and in the native vegetation (—▲—) in area 3. \* = significant (Tukey's test,  $p > 0.05$ ).



**Figure 5.** Soil carbon stock under conilon coffee intercropped with rubber tree (CR) and in full sun (FS) in area 1; intercropped with papaya (CP) and in full sun (FS) in area 2; and intercropped with coconut (CC), in full sun (FS), and in the native vegetation (NV) in area 3 in a 0-0.4 m soil layer. Upper case letters compare treatments (Tukey's test,  $p > 0.05$ ).

For CP, the greater machine traffic between the planting lines influenced the arrangement of the soil particles, with values of soil bulk density and total porosity similar to FS. This higher machine traffic in CP was necessary because of the greater use of pesticides and herbicides in papaya cultivation than in coffee in FS. The papaya tree presents even less rooting capacity than the other intercropping managements, concentrated on the soil surface and close to the micro-sprinklers (Souza *et al.*, 2016). A lower rooting requires greater control in irrigation management and a localized application of fertilizers.

The soil of the areas under study is dystrocohesive yellow Ultisol. In natural conditions such as native vegetation, it is an acidic soil and present natural compaction in the B horizon (Santos *et al.*, 2018) (Fig. 2), which hinders the root development in agricultural crops (Cintra *et al.*, 2008; Oliosi *et al.*, 2016; Souza *et al.*, 2016). However, in area 3, soil preparation with subsoiler to 0.40 m in the implementation of CC and FS contributed to reduce the soil penetration resistance to 50 % in the 0.2-0.4 m layer and increased the available water capacity in relation to NV. Similar results were observed by Souza *et al.* (2014 and 2017). This lower soil penetration resistance favors the root development and, consequently, the productive capacity of the agricultural crops (Cintra *et al.*, 2008; Padovan *et al.*, 2015; Souza *et al.*, 2016).

In area 2, the higher soil water content under CP was the result of a lower water demand in relation to FS. The decomposition of the papaya cultural residues resulted in the occurrence of biopores on the surface, which contributed to a greater infiltration and retention of water in soil (Fig. 3). In area 3, the lower soil temperature under CC in relation to FS was a result of greater soil shading (Fig. 3), agreeing with Padovan *et al.* (2015 and 2018) and Souza *et al.* (2017). In NV, the higher water demand of the tree

species and the absence of irrigation resulted in lower values of soil water content, agreeing with Souza *et al.* (2017); however, the shading resulted in lower soil temperature.

In areas 1 and 3, CR and CC presented soil water content similar to FS. Nevertheless, Padovan *et al.* (2015 and 2018) observed a reduction in soil water content under coffee plants in agroforestry systems compared to full sun. Even the improvements of the intercropped coffee (Oliosi *et al.*, 2016), which reduced the soil temperature (Fig. 3), were not sufficient to increase the soil water content, probably due to the higher demand of the crops, agreeing with Souza *et al.* (2017). In area 1, rubber trees were not yet in the process of tapping, that is, when the latex removal begins, water demand will increase (Mesquita *et al.*, 2006), which will increase the competition with coffee plants, requiring adjustments in the irrigation management. In area 1, FS presented an increase in soil water content in depth, which was related to the lower soil water retention in the surface layer (Fig. 3), resulting in its vertical movement to the subsurface, which may be unavailable to the coffee plant. In intercropped managements, this soil water available in deeper layers could be used by trees species, agreeing with Padovan *et al.* (2015).

Improvements in soil fertility were observed in area 2 in CP relative to FS. This improvement was related to the increase of pH, P, Ca, BS, and Mn values, the reduction of Al and H+Al contents, and the conservation of high micronutrient levels, according to Hagggar *et al.* (2011) and Notaro *et al.* (2014). This improvement was caused by the greater fertilizer application in papaya, and the residue used by the coffee plant after the senescence of the papaya plants, which can be advantageous in the productive and economic aspects.

In area 3, the addition of nutrients to the soil in CC and FS resulted in similar contents for most of the soil chemical properties. These contents in NV were similar to those of coffee treatments because of the nutrient cycling that allows the maintenance of soil fertility (Luizão *et al.*, 2006). However, NV presented the lowest values of P due to the low natural levels of this element in Brazilian soils (Broggi *et al.*, 2010). The higher levels of P and Zn in FS are related to lower nutrient demand in relation to CC and to fertilization of coffee plants compared to NV (Fig. 4).

In general, FS areas presented greater chemical limitations in soil for agricultural production (Fig. 4), based on the limits defined by Prezotti *et al.* (2007). P, K and Cu were the most limiting properties in areas 1 and 3 in the treatments under study, while in area 2 it was Mg in the two treatments and P and K in FS. Such low availability of essential nutrients indicates the need for adjustments of organomineral fertilization, which is essential for the economic viability of agricultural activity.

The anthropic process of agricultural cultivation resulted in the reduction of soil carbon stock in relation to NV in area 3 (Fig. 5). The conversion of native vegetation to agricultural systems results in a decline of the litter and, consequently, the organic carbon in soil (Cerri *et al.*, 2017; Notaro *et al.*, 2014). However, CC minimized soil carbon losses in relation to FS, in agreement with Guimarães *et al.* (2014) and Souza *et al.* (2012). The higher soil carbon stock under NV was a result of the greater availability of plant residues and a bigger soil cover, which contributes to the greater stability of organic matter in the soil and its physical protection (Notaro *et al.*, 2014).

In areas 1 and 2, the treatments with intercropped conilon coffee (CR and CP) did not differ from the treatments in FS. The residues produced by rubber and papaya trees present high nutritional quality with lower lignin contents, which favors its decomposition (Luizão *et al.*, 2006). This reduces the accumulation of organic residues on the soil surface in CR and CP in relation to CC. In addition, FS in areas 1 and 2 showed longer implementation time, which is associated with the annual pruning management (Verdin Filho *et al.*, 2014), as weed breeding preserves soil carbon stocks, agreeing with Cerri *et al.* (2017).

## Conclusion

Conilon coffee plantations intercropped with rubber trees improved the soil physical quality, while the coffee intercropped with coconut trees improved the soil physical-hydrological quality and increased the soil carbon stock in relation to coffee cultivation in full sun in the coastal tablelands region, contributing to soil and water conservation and to the sustainability of the agricultural activity.

Conilon coffee intercropped with papaya improved the soil fertility and available water capacity in relation to the management in full sun, favoring the maintenance of the productive potential of the soil in these agroecosystems.

## Acknowledgements

To the Coffee Research Consortium (Consórcio Pesquisa Café) for the financial support for the project.

## References

- Broggi, F.; Freire, F. J.; Freire, M. B. G. S.; Nascimento, C. W. A. and Oliveira, A. C. (2010). Evaluation of availability, adsorption and P critical levels in different soils. *Revista Ceres*, 57(2), 247-252. <https://doi.org/10.1590/S0034-737X2010000200017>
- Cerri, C. C.; Moreira, C. S.; Alves, P. A.; Toledo, F. H. R. B.; Castigioni, B. A.; Rodrigues, G. A. A.; Cerri, D. G. P.; Cerri, C. E. P.; Teixeira, A. A.; Candiano, C. A. C.; Reis, M. R.; D'Alessandro, S. C. and Turello, L. (2017). Soil carbon and nitrogen stocks due to land use change in coffee areas at Minas Gerais State. *Coffee Science*, 12(1), 30-41. <http://www.coffeescience.ufla.br/index.php/Coffeescience/article/view/1194>
- Cintra, F. L. D.; Resende, R. S. and Leal, M. L. S. (2008). Distribution of dwarf coconut roots under water volumes in a hardened soil of the Tablelands. *Revista Brasileira de Engenharia Agrícola e Ambiental*, 12(6), 614-619. <https://doi.org/10.1590/S1415-43662008000600007>
- Conab. (2018). Acompanhamento da safra brasileira: café. *Companhia Nacional de Abastecimento (Conab)*, 5(4). [http://www.sapc.embrapa.br/arquivos/consorcio/levantamento/conab\\_safra2018\\_n4.pdf](http://www.sapc.embrapa.br/arquivos/consorcio/levantamento/conab_safra2018_n4.pdf)
- Gomes, J. B. V.; Fernandes, M. F.; Barreto, A. C.; Araújo Filho, J. C. and Curi, N. (2012). Soil attributes under agroecosystems and forest vegetation in the coastal tablelands of northeastern Brazil. *Ciência e Agrotecnologia*, 36(6), 649-664. <https://doi.org/10.1590/S1413-70542012000600007>
- Guimarães, G. P.; Mendonça, E. S.; Passos, R. R. and Andrade, F. V. (2014). Stocks and oxidizable fractions of soil organic matter under organic coffee agroforestry systems. *Coffee Science*, 9(1), 132-141. <http://www.coffeescience.ufla.br/index.php/Coffeescience/article/view/564>
- Haggar, J.; Barrios, M.; Bolaños, M.; Merlo, M.; Moraga, P.; Munguia, R.; Ponce, A.; Romero, S.; Soto, G.; Staver, C. and Virgínio, E. M. F. (2011). Coffee agroecosystem performance under full sun, shade, conventional and organic management regimes in Central America. *Agroforestry Systems*, 82(3), 285-301. <https://doi.org/10.1007/s10457-011-9392-5>
- Luizão, F. J.; Tapia-Coral, S.; Gallardo-Ordinola, J.; Silva, G. C.; Luizão, R. C. C.; Trujillo-Cabrera, L.; Wandelli, E. and Fernandes, E. C. M. (2006). Ciclos biogeoquímicos em agroflorestas na Amazônia. In: Gama-Rodrigues, A. C.; Barros, N. F.; Gama-Rodrigues, E. F.; Freitas, M. S. M.; Viana, A. P.; Jasmin, J. M.; Marciano, C. R. and Araújo Carneiro, J. G. (Ed.). *Sistemas agroflorestais: bases científicas para o desenvolvimento sustentável. Sociedade Brasileira de Sistemas Agroflorestais; EMBRAPA Informação Tecnológica*, pp. 87-100. [https://www.researchgate.net/publication/289534112\\_Sistemas\\_Agroflorestais\\_Bases\\_Cientificas\\_para\\_o\\_Desenvolvimento\\_Sustentavel](https://www.researchgate.net/publication/289534112_Sistemas_Agroflorestais_Bases_Cientificas_para_o_Desenvolvimento_Sustentavel)

- Martins, S. G.; Silva, M. L. N.; Avanzi, J. C.; Curi, N. and Fonseca, S. (2010). Cover-management factor and soil and water losses from eucalyptus cultivation and Atlantic Forest at the Coastal Plain in the Espírito Santo State, Brazil. *Scientia Florestalis*, 38(87), 517-526. [https://www.researchgate.net/publication/287951919\\_Cover-management\\_factor\\_and\\_soil\\_and\\_water\\_losses\\_from\\_eucalyptus\\_cultivation\\_and\\_Atlantic\\_Forest\\_at\\_the\\_Coastal\\_Plain\\_in\\_the\\_Espirito\\_Santo\\_State\\_Brazil](https://www.researchgate.net/publication/287951919_Cover-management_factor_and_soil_and_water_losses_from_eucalyptus_cultivation_and_Atlantic_Forest_at_the_Coastal_Plain_in_the_Espirito_Santo_State_Brazil)
- Méndez, V. E.; Shapiro, E. N. and Gilbert, G. S. (2009). Cooperative management and its effects on shade tree diversity, soil properties and ecosystem services of coffee plantations in western El Salvador. *Agroforestry Systems*, 76(1), 111-126. <https://doi.org/10.1007/s10457-009-9220-3>
- Mesquita, A. C.; Oliveira, L. E. M.; Cairo, P. A. R. and Viana, A. A. M. (2006). Sazonal production and latex characteristics in rubber tree (*Hevea brasiliensis* Muell. Arg.) clones in Lavras, State of Minas Gerais, Brazil. *Bragantia*, 65(4), 633-639. <https://doi.org/10.1590/S0006-87052006000400014>
- Notaro, K. A.; Medeiros, E. K.; Duda, G. P.; Silva, A. O. and Moura, P. M. (2014). Agroforestry systems, nutrients in litter and microbial activity in soils cultivated with coffee at high altitude. *Scientia Agricola*, 71(2), 87-95. <https://doi.org/10.1590/S0103-90162014000200001>
- Oliosi, G.; Giles, J. A. D.; Rodrigues, W. P.; Ramalho, J. C. and Partelli, F. L. (2016). Microclimate and development of *Coffea canephora* cv. Conilon under different shading levels promoted by Australian cedar (*Toona ciliata* M. Roem. var. *Australis*). *Australian Journal of Crop Science*, 10(4), 528-538. <https://doi.org/10.21475/ajcs.2016.10.04.p7295x>
- Padovan, M. P.; Brook, R. M.; Barrios, M.; Cruz-Castilho, J. B.; Vilchez-Mendonza, S. J.; Costa, A. N. and Rapidel, B. (2018). Water loss by transpiration and soil evaporation in coffee shaded by *Tabebuia rosea* Bertol. and *Simarouba glauca* DC. compared to unshaded coffee in sub-optimal environmental conditions. *Agricultural and Forest Meteorology*, 248, 1-14. <https://doi.org/10.1016/j.agrformet.2017.08.036>
- Padovan, M. P.; Corteza, V. J.; Navarrete, L. F.; Navarrete, E. D.; Deffner, A. C.; Centeno, L. G.; Munguía, R.; Barrios, M.; Vilchez-Mendonza, J. S.; Vega-Jarquín, C.; Costa, A. N.; Brook, R. M. and Rapidel, B. (2015). Root distribution and water use in coffee shaded with *Tabebuia rosea* Bertol. and *Simarouba glauca* DC. compared to full sun coffee in sub-optimal environmental conditions. *Agroforestry Systems*, 89(5), 857-868. <https://doi.org/10.1007/s10457-015-9820-z>
- Prezotti, L. C.; Gomes, J. A.; Dadalto, G. G. and Oliveira, J. A. (2007). Manual de recomendação de calagem e adubação para o Estado do Espírito Santo. *Vitória: SEEA/INCAPER/CEDAGRO*, pp. 301. <https://biblioteca.incaper.es.gov.br/digital/handle/123456789/3242>
- Santos, H. G. D.; Jacomine, P. K. T.; Anjos, L. H. C.; de Oliveira, V. A.; Lumbrales, J. F.; Coelho, M. R.; Almeida, J. A.; Araujo Filho, J. C.; Oliveira, J. B. and Cunha, T. J. F. (2018). Brazilian soil classification system. *Embrapa*. <http://www.infoteca.cnptia.embrapa.br/infoteca/handle/doc/1094001>
- Souza, G. S.; Alves, D. I.; Dan, M. L.; Lima, J. S. S.; Fonseca, A. L. C. C.; Araújo, J. B. S. and Guimarães, L. A. O. P. (2017). Soil physic-hydraulic properties under organic conilon coffee intercropped with tree and fruit species. *Pesquisa Agropecuária Brasileira*, 52(7), 539-547. <https://doi.org/10.1590/s0100-204x2017000700008>
- Souza, G. S.; Lani, J. A.; Infantini, M. B.; Krohling, C. A. and Senra, J. F. B. (2020). Mechanized harvesting of 'Conilon' coffee clones. *Pesquisa Agropecuária Brasileira*, 55. <http://dx.doi.org/10.1590/s1678-3921.pab2020.v55.01240>
- Souza, H. N.; Goede, R. G. M.; Brussaard, L.; Cardoso, I. M.; Duarte, E. M. G.; Fernandes, R. B. A.; Gomes, L. C. and Pulleman, M. M. (2012). Protective shade, tree diversity and soil properties in coffee agroforestry systems in the Atlantic Rainforest biome. *Agriculture, Ecosystems & Environment*, 146(1), 179-196. <https://doi.org/10.1016/j.agee.2011.11.007>
- Souza, J. M.; Bonomo, R.; Pires, F. R. and Bonomo, D. Z. (2014). Soil physical attributes in conilon coffee plantation submitted to subsoiling. *Engenharia na Agricultura*, 22(5), 413-425. <https://doi.org/10.13083/1414-3984.v22n05a03>
- Souza, L. D.; Souza, L. S.; Ledo, C. A. D. and Cardoso, C. E. L. (2016). Root distribution and soil management in a papaya cultivation in the Coastal Tablelands. *Pesquisa Agropecuária Brasileira*, 51(12), 1937-1947. <https://doi.org/10.1590/s0100-204x2016001200004>
- Stolf, R.; Reichardt, K. and Vaz, C. M. P. (2005). Response to "Comments on 'simultaneous measurement of soil penetration resistance and water content with a combined penetrometer-TDR moisture probe' and 'A dynamic cone penetrometer for measuring soil penetration resistance'". *Soil Science Society of America Journal*, 69(3), 927-929. <https://doi.org/10.2136/sssaj2005.0927>
- Tavares, P. S.; Giarolla, A.; Chou, S. C.; Silva, A. J. P. and Lyra, A. A. (2018). Climate change impact on the potential yield of *Arabica* coffee in southeast Brazil. *Regional Environmental Change*, 18(3), 873-883. <https://doi.org/10.1007/s10113-017-1236-z>
- Teixeira, P. C.; Donagemma, G. K.; Fontana, A.; Teixeira, W. G. (2017). *Manual de métodos de análise de solo*. 3th ed. *Embrapa*, pp. 230.
- Verdin Filho, A. C.; Tomaz, M. A.; Ferrão, R. G.; Ferrão, M. A. G.; Fonseca, A. F. A. and Rodrigues, W. N. (2014). Conilon coffee yield using the programmed pruning cycle and different cultivation densities. *Coffee Science*, 9(4), 489-494. <http://www.sbicafe.ufv.br:80/handle/123456789/8090>