



Revista Facultad Nacional de Agronomía Medellín

ISSN: 0304-2847

ISSN: 2248-7026

Facultad de Ciencias Agrarias - Universidad Nacional de Colombia

Rüdel, Eduardo Carlos; Frandaloso, Dieferson; Zanrosso, Bianca  
Antoniolli; Machado dos Santos, Fernando; Rossatto Novelli, Maria Antônia  
Influence of soil cover and herbicide application on weed control and corn yield  
Revista Facultad Nacional de Agronomía Medellín, vol. 75, no. 2, 2022, May-August, pp. 1-8  
Facultad de Ciencias Agrarias - Universidad Nacional de Colombia

DOI: <https://doi.org/10.15446/rfnam.v75n2.96339>

Available in: <https://www.redalyc.org/articulo.oa?id=179975178002>

- How to cite
- Complete issue
- More information about this article
- Journal's webpage in redalyc.org

redalyc.org

Scientific Information System Redalyc

Network of Scientific Journals from Latin America and the Caribbean, Spain and Portugal

Project academic non-profit, developed under the open access initiative

# Influence of soil cover and herbicide application on weed control and corn yield

Influencia de la cobertura del suelo y la aplicación de herbicidas en el control de malezas y la productividad del maíz

<https://doi.org/10.15446/rfnam.v75n2.96339>

Eduardo Carlos Rüdell<sup>1\*</sup>, Dieferson Frandaloso<sup>1</sup>, Bianca Antonioli Zanrosso<sup>1</sup>,  
Fernando Machado dos Santos<sup>1</sup> and Maria Antônio Rossatto Novelli<sup>1</sup>

## ABSTRACT

### Keywords:

*Avena strigosa* L.  
Consortium  
*Secale cereale* L.  
*Zea mays* L.



Crop management and herbicide rotation have influenced the sustainability of production systems. The cover crops use and pre-and post-emergence herbicides are important tools that help farmers' strategies and conserve the agricultural system. In this context, the objective of this research was to evaluate the dry matter production of different cover crops before the establishment of corn, the effect on decreasing weed population, and the increase in corn yield. In addition, the influence of pre-and post-emergence herbicides on summer cultivation, observing the behavior concerning weeds, crop injury, and crop yield. The experiment was conducted during the years 2018-2019 in Sertão/RS - Brazil. The experimental arrangement was of randomized blocks with four replications. The treatments used were three different winter cover crops preceding corn cultivation × four pre-emergence herbicides × four post-emergence herbicides, totaling 192 experimental units. Going through the results, atrazine and atrazine + simazine used in pre-emergence had more influence on weed number reduction, and the post-emergence ammonium glufosinate herbicide promoted the highest weed control in post-emergence. Amicarbazone and glyphosate resulted in the best combination for corn yield using in pre-and post-emergence, respectively. Rye + turnip + vetch as cover crop resulted in higher biomass production, more significant weed number reduction, and increase corn yield.

## RESUMEN

### Palabras clave:

*Avena strigosa* L.  
Consortio  
*Secale cereale* L.  
*Zea mays* L.

El manejo de cultivos y la rotación de herbicidas han influido en la sostenibilidad de los sistemas de producción. El uso de cultivos de cobertura y herbicidas de pre y post-emergencia son herramientas importantes que ayudan a los agricultores a desarrollar estrategias y conservar el sistema agrícola. En este contexto, el objetivo de esta investigación fue evaluar diferentes cultivos de cobertura previos al establecimiento del cultivo de maíz en relación con la producción de materia seca, el efecto en la disminución de la población de malezas y el aumento del rendimiento del maíz. Además, la influencia de los herbicidas de pre y postemergencia en el cultivo de verano, observándose el comportamiento en relación a malezas, daño al cultivo y rendimiento del cultivo. El experimento se realizó durante los años 2018-2019 en Sertão/RS - Brasil. El arreglo experimental fue de bloques al azar con cuatro repeticiones. Los tratamientos utilizados fueron tres diferentes cultivos de cobertura de invierno que preceden al cultivo de maíz × cuatro herbicidas de preemergencia × cuatro herbicidas de postemergencia, totalizando 192 unidades experimentales. Al analizar los resultados, la atrazina y la atrazina + simazina utilizadas en preemergencia tuvieron más influencia en la reducción del número de malezas, y el herbicida glufosinato de amonio promovió el mayor control de malezas en postemergencia. La amicarbazona y el glifosato resultaron en la mejor combinación para el rendimiento de maíz en pre y postemergencia, respectivamente. El centeno + nabo + arveja como cultivo de cobertura dieron como resultado una mayor producción de biomasa, una reducción más significativa del número de malezas y un aumento del rendimiento del maíz.

<sup>1</sup> Instituto Federal de Educação, Ciência e Tecnologia do Rio Grande do Sul (IFRS), Rio Grande do Sul, Brazil. [eduardo.rudell@gmail.com](mailto:eduardo.rudell@gmail.com) , [diefersonfrandaloso@gmail.com](mailto:diefersonfrandaloso@gmail.com) , [biancaazanrosso@gmail.com](mailto:biancaazanrosso@gmail.com) , [fernando.machado@sertao.ifrs.edu.br](mailto:fernando.machado@sertao.ifrs.edu.br) , [rossattonovelli@gmail.com](mailto:rossattonovelli@gmail.com) 

\* Corresponding author.

No-till system is considered the most widely and sustainable practice for agricultural production in the Brazilian agroecosystems (Fuentes-Llanillo *et al.*, 2021). One of the premises of this management is the rotation of cash and cover crops, maintaining the soil constantly covered, using the alternation of different crops in the same area. Therefore, the same species return to the same location, following the interval occupied by other crops. In contrast, agricultural systems based on crop succession result in low biomass production that keeps the soil uncultivated during specific periods of the year, promoting degradation, the presence of problematic weeds species, leading the systems to be less efficient and unsustainable due to increased costs, yield stagnation, and the evolution of weed resistance species (Barbieri *et al.*, 2019; Adami *et al.*, 2020).

From this conceptualization, the sustainability of the farm system involves integrated management tools, in which cover crops preceding major crops, in isolated or in a consortium can bring numerous benefits to the production system (São Miguel *et al.*, 2018). The use of cover crop mixtures promoted a beneficial intraspecific competition to the system, making a physical barrier by the straw that reduces the amount and quality of light, the wavelength of waves, and the thermal amplitude that reaches the soil, which are the most stimulating environmental factors to overcome dormancy by weeds (Gomes and Christoffoleti, 2008). Additionally, there is a reduction in the stimulation of germination processes and in weed growth, which presents propagules with low seed reserve (Brighenti and Oliveira, 2011).

Complementary, the use of different chemical management strategies in the control of weed species, in which the

rotation between mechanisms of action and the use of pre-emergent herbicides provide effective results and turns into an indispensable tool. This integrated management promotes efficient weed control, with the aim of controlling populations at the beginning of their development and exploring the residual herbicide effect in order to keep the crop out of competition during the critical period of infestation, ensuring raising success in productivity (Galon *et al.*, 2018). Also, previous research has found that the weed control stage to reduce greater than 5% yield loss in corn, must be before 11 cm height and before 27 days after corn emergence, highlighting the relevance of effective early weed control (Soltani *et al.*, 2022). Thus, the need for integrated tools for the management of agricultural production systems justifies the realization of related studies, which can help professionals and farmers increase adaptation for sustainability and profitability work. In this context, this study aimed to evaluate the influence of different cover crops in dry mass accumulation, its impacts on weed population, and the effects on corn crop yield. Besides, the use of different pre-and post-emergent herbicides on corn, to evaluate weed control, crop selectivity, and crop yield.

## MATERIALS AND METHODS

**General description.** The experiment was performed in Sertão/RS - Brazil (28°03'18" S and 52°14'53" W), at 670 masl. The climate of the region according to the Köppen classification is "Cfa", with 17.8 °C average annual temperature and 1.791 mm of average annual rainfall. The soil of the site is classified as Deep Dystrophic Red Nitossol, with 49% of clay and 2.2% of organic matter, according to soil collection and analyses shown in Table 1.

**Table 1.** Chemical and physical soil analysis. Sertão/RS, 2020.

H <sub>2</sub> O	mg dm <sup>-3</sup>		cmolc dm <sup>-3</sup>				% (M/V)		
pH	P	K	Al	Ca	Mg	H+Al	CEC (pH 7.0)	OM	Clay
5.6	21.1	26.5	0	5.74	2.35	3.35	12.64	2.2	49

**Experimental design.** The experimental arrangement was randomized blocks with four replications, using three winter covers × four pre-emergence herbicides × four post-emergence herbicides in corn, totaling 192 experimental plots. The cover crop treatments used during the winter

were fallow; black oats (*Avena strigosa* L.) with a density of 350 plants m<sup>-2</sup> and; crop mixture using rye (*Secale cereale* L.) + vetch (*Vicia sativa* L.) + turnip (*Raphanus sativus* L.) in 210 plants m<sup>-2</sup> of rye + 60 plants m<sup>-2</sup> of vetch + 50 plants m<sup>-2</sup> turnip that means 60% - 20% - 20% of

the recommended number of plants from each species, respectively. These cover crop species were chosen based on regional adoption by farmers and their strong performance in cover crop use.

Each experimental plot was 5 m long and 3.5 m wide, with seven corn rows spaced 0.45 m between them. Within each unit, the evaluated area was organized into plots with an area of 5.4 m<sup>2</sup>, 4 m in length, and three central rows of corn, to remove possible border effects. The cover crop treatments were sown with a seeding/fertilizer (Semeato® 15/17), with 17 seed lines spaced 0.17 m between them. For corn sown, was used the sower/fertilizer Kuhn® PG PLUS 700, with seven seed lines spaced 0.45 m between them. The corn hybrid used was the Pioneer® P3565PWU, with Agrisure Viptera, Powercore Ultra, Herculex 1, Liberty Link®, and Roundup Ready® 2, with a final population of 7 plants m<sup>-2</sup>. Fertilization was performed according to the recommendations of the Brazilian Society of Soil (2004).

The pre-emergent herbicides used on corn were non treated; atrazine (2.5 kg a.i. ha<sup>-1</sup>); atrazine + simazine (1.625 + 1.625 kg a.i. ha<sup>-1</sup>) and; amicarbazone (0.14 kg a.i. ha<sup>-1</sup>). The post-emergent herbicides on corn were non treated; glyphosate (1.92 kg a.i. ha<sup>-1</sup>); ammonium glufosinate (0.4 kg a.i. ha<sup>-1</sup>) and; nicosulfuron (0.08 kg a.i. ha<sup>-1</sup>).

**Sample collection and evaluations during cover crop period.** The dry mass of the cover crops was determined within a square of 0.5 × 0.5 m. These samples were collected in each plot 30 days before corn was planted and harvested at the soil level. The weed number was counted on the same day. The cover crop samples were placed in an oven at 65 °C until a constant mass was obtained. The dry mass for each plot was weighed and the weed number was used for the statistical analysis in each cover crop treatment.

To eradicate the cover crop, glyphosate (1.92 kg a.i. ha<sup>-1</sup>) was sprayed and 12 days after the first application, paraquat (0.4 kg a.i. ha<sup>-1</sup>) was used. The application of all herbicide treatments was performed with a backpack sprayer pressurized by CO<sub>2</sub>, using the spraying nozzle model TeeJet XR110015 spaced 0.5 m between them, at 3.0 bar, at a constant velocity, and a volumetric flow of 180 L ha<sup>-1</sup>.

**Corn crop details.** The amicarbazone treatment was applied on September 30<sup>th</sup>, 2019, 11 days before

corn was sown, according to the recommendations. Right after sown was planted on October 11<sup>th</sup>, 2019, the others pre-emergence treatments were sprayed. Post-emergence treatments were sprayed when the crop was between V<sub>3</sub>-V<sub>4</sub> vegetative state, according to herbicide recommendation.

Weed number and corn injuries rates were collected at 7 and 14 days after crop emergence (DAE), which means 14 and 21 days after herbicide application (DAA). The visual control effect on weeds and the injuries on corn from post-emergent herbicides were performed at 7, 14, 21, 28, and 35 DAA. To evaluate these injuries and weed control, the percentage scores were used, being zero the absence of weed control or injuries in crop and a score of 100 means the total weed control or complete death of corn plants. All crop management was performed as needed during the life cycle, expecting higher yields. The corn was harvested manually; grains were weight and then moisture was determined. Results were expressed in kg.ha<sup>-1</sup>.

**Statistical analysis.** The data obtained were verified regarding the homogeneity of variance and subsequently submitted to variance analysis ( $P \leq 0.05$ ), using the software ASSISTAT 7.7 BETA (Silva and Azevedo, 2016). A significant effect was verified by the evaluated parameters, and the means were compared using the Scott-Knott cluster test ( $P \leq 0.05$ ) for dry mass production, the number of weeds in the winter period, and corn yield. For weed number during the corn season and herbicides injury Tukey's test was used ( $P \leq 0.05$ ).

## RESULTS AND DISCUSSION

**Dry matter and weeds in the winter period.** Regarding the dry mass in the fallow, the production was mainly originated from weeds that emerged during the winter, predominantly ryegrass (*Lolium multiflorum* L.) (Table 2). This treatment showed high variation in density and weed flow, producing low dry mass, even when samples with a high number of plants m<sup>-2</sup> were collected, indicating a higher variation. In some plots, more than 100 plants m<sup>-2</sup> were counted, demonstrating the high germination rate of this species that are widely present in the seed bank mainly in southern Brazil.

The predominance of ryegrass is related to its highly competitive ability, adaptation, easy dispersal, natural

dryness, and few control alternatives due to resistance to EPSPS, ALS, and ACCase herbicides, making it a troublesome and also increasing herbicide costs with above 57% (Tironi *et al.*, 2014; Vargas *et al.*, 2015). When managed properly, ryegrass can be a crop favorable to corn in its succession. However, when it is a weed, it can produce less dry mass, compromising the development and productivity of corn through competition and the release of allelochemical compounds (Franz *et al.*, 2020; Moraes *et al.*, 2013).

Several other weed species at different growth stages were observed in the area without crop in winter. This scenario makes weed management more challenging, and also the lack of crops inadequately protects the soil during this season. In the treatments with oats and the crop mixture, the implementation with seeders ensures uniform plant growth above the soil and increases mass production, which improves the sustainability of the system

and the easy use of herbicides, reducing the infestation of weeds and improving the yield of subsequent crops (Martins *et al.*, 2016).

The establishment of oats and the crop mixture was carried out by the sower, which stimulated the growth of weed species in the sowing line, where soil tillage took place. Nevertheless, no significant subsequent flows were observed, possibly due to the rapid closing of the space between rows and homogeneous coverage of the area, presenting a number of weeds inversely proportional to the speed with which the vegetation cover could cover the ground and the ability to increase above ground mass production. Likewise, it was observed that the dry mass production capacity in intercropping was significantly higher, which is in agreement with previous research that concluded that farmers can potentially add the intercropping pattern to their crop systems to maximize the functions provided by cover crops (Bybee-Finley *et al.*, 2022).

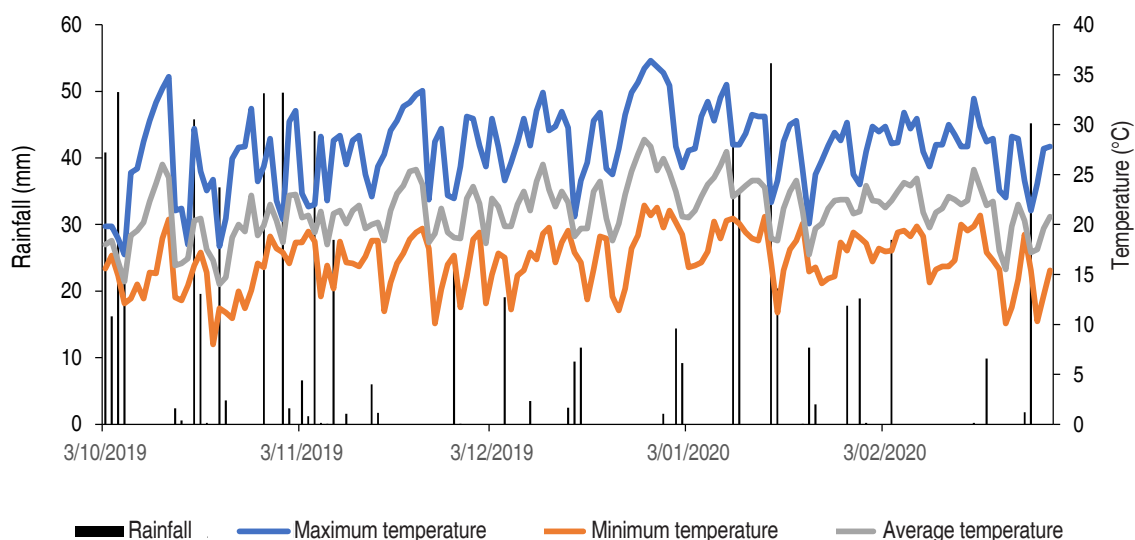
**Table 2.** Dry mass production and weed number at each cover crop treatment during winter season. SERTÃO/RS, 2020.

Treatment	Dry matter (ha <sup>-1</sup> )	Weeds (m <sup>2</sup> )
Fallow	880.0 c*	15.1 a
Oats	2754.9 b	10.4 b
Rye + turnip + vetch	3226.7 a	5.8 c
Average	2287.2	10.4
Variation coefficient	13.6%	22.1%

\* Means followed by different letters in the columns indicate significant differences by the Scott-Knott test ( $P \leq 0.05$ ).

**Weed control.** It is known that the soil dynamics of pre-emergent herbicides are highly dependent on the edaphoclimatic conditions to which they are subjected. Precipitation of about 20 mm is critical for the herbicide to transpose the dry mass layer and be active in soil solution (Maciel and Velini, 2005). Moreover, there is a positive correlation between rainfall and the leaching of herbicide molecules, which may compromise the herbicide's effect on target plants when they are in high volume (Monquero *et al.*, 2008). Corn sowing and pre-emergence spraying were performed on the same day during October, with elevated rainfall and temperatures that year (Figure 1). These climatic conditions were favorable for the rapid emergence of crops and weeds. The weed number during the corn crop is provided in Table 3.

Regarding the winter cover crop treatments, at 7 DAE, or 14 DAA, the emerged weed number was higher in the presence of cover crop, compared to the fallow. It is assumed that the absence of crop remains and the moisture in the soil allowed a faster action of the herbicide in the soil solution since the aerial mass continues to be a physical barrier for almost pre-emergent herbicides (Matos *et al.*, 2016). However, after the herbicide reaches the soil, usually by rain, the remaining crop layer promotes further distribution and persistence of the herbicide in the soil, due to the channels formed between remaining plants and soil microorganisms and, mainly, by the protection of degradation processes to which the herbicide molecule is vulnerable when it is outside of crop residues (Sorenson *et al.*, 1991).



**Figure 1.** Precipitation, average, maximum and minimum temperature during corn season in SERTÃO/RS, 2020.

**Table 3.** Number of weed plants per m<sup>2</sup> after pre-emergence herbicide sprayed. SERTÃO/RS, 2020.

Emerged weeds 14 days after sprayed		Emerged weeds 21 days after sprayed	
Average weed number between botanical class			
Monocots	14.8 b*	Monocots	16.2 b
Dicots	10.9 a	Dicots	12.5 a
Average weed number between different cover crop			
Oats	14.2 b	Oats	15.9 a
Fallow	11.5 a	Fallow	13.1 a
Rye + Turnip + Vetch	13.0 ab	Rye + Turnip + Vetch	14.2 a
Average weed number between different pre-emergent herbicides			
Atrazine	3.5 a	Atrazine	4.5 a
Atrazine + Simazine	3.1 a	Atrazine + Simazine	4.0 a
Amicarbazone	6.0 a	Amicarbazone	9.9 b
Untreated	38.9 b	Untreated	39.2 c

\* Means followed by same letters in the columns indicate no significant differences by Tukey's test ( $P \leq 0.05$ ).

In the subsequent evaluation (21 DAA), it was observed that all winter treatments were similar when related to weed number. In relation to the herbicides used in corn post-emergence, atrazine and atrazine + simazine treatments achieved great control of weeds (Table 4). Previous research showed that the interception of the herbicide amicarbazone by straw, and its transposition before precipitation occurs, may suffer several modifications (Cavenaghi *et al.*, 2007). The weed number from the

non-herbicide sprayed treatment indicates the relevance of pre-emergent herbicides management in corn, regardless of the cover crop presence before, since, from 11 DAE, the crop already is affected by weed interference (Galon *et al.*, 2008).

No crop injuries were observed (data not provided), which demonstrates the selectivity of these herbicides, which supports their widespread use during corn cultivation. The



ammonium glufosinate had the best performance on weed control at 7 DAA, presenting an average control of around 80%. Rapid chlorosis of the treated tissue, followed by necrosis and death of plants after a few days caused by the herbicide actions on the target plants, was responsible for the high level of damage observed (Brunharo *et al.*, 2014). After 21 DAA, the growth of plants that were in the initial stage of development and were shaded by taller plants that received the herbicide application, resulted in a drastic decrease in injuries according to visual evaluations, justifying the non-presentation of these additional data, once these weeds did not show injuries and the visual data was approximately 0% of phytotoxicity.

In relation to post-emergence herbicides treatments, glyphosate promoted fewer symptoms in weeds in the first evaluation at 7 DAA, which may result from its action mode demonstrating slow control, allied to the presence

of resistance weeds species, events that have become widespread after Round Ready® technology (Brunharo *et al.*, 2014; Heap and Duke, 2018). Nonetheless, the herbicide effects were longer-lasting, presenting injuries in weeds until the evaluation of 21 DAA.

Intercropping pattern improves weed control. It seems a good alternative since besides enabling a higher biomass production and providing benefits related to soil conservation, helps in moisture maintenance and nutrient cycling and also decreases weed number. It does this by increasing herbicides efficacy and biological decomposition activity, as well as the decomposition of weed seeds present in the soil bank, and by providing a physical barrier that prevents the stimulation of emergence, especially in weed species with positive photoblastic characteristics (Chu *et al.*, 2017; Chahal and Van Eerd, 2018; Ottavini *et al.*, 2019).

**Table 4.** Visual weed control using post-emergence herbicide on corn. SERTÃO/RS, 2020.

7 days after application		14 days after application		21 days after application	
Average weed number between botanical class					
Monocots	54.2 a	Monocots	5.0 a	Monocots	2.3 a
Dicots	53.5 a	Dicots	5.0 a	Dicots	2.3 a
Average weed number between different cover crop					
Oats	48.8 b	Oats	7.3 a	Oats	33.0 a
Fallow	47.2 b	Fallow	5.3 b	Fallow	3.0 a
Consortium	65.6 a	Consortium	2.5 c	Consortium	0.7 b
Average weed number between different pre-emergent herbicides					
Glyphosate	52.2 c	Glyphosate	9.1 a	Glyphosate	5.6 a
Glufosinate	80.0 a	Glufosinate	4.6 b	Glufosinate	1.3 b
Nicosulfuron	68.9 b	Nicosulfuron	4.8 b	Nicosulfuron	2.7 ab
Untreated	0.0 d	Untreated	0.0 c	Untreated	0.0 b

\* Means followed by same letters in the columns indicate no significant differences according to Tukey's test ( $P \leq 0.05$ ).

**Grain yield.** Cover crop use before cash crop had positive influence on grain yield. The higher productivity was obtained after intercrop use, followed by oats, presenting 12900 kg ha<sup>-1</sup> and 9350 kg ha<sup>-1</sup>, respectively (Table 5). The fallow had a reduction of more than 50% in corn productivity in relation to the crop consortium. These results are related to the organic material added to the system by the winter crop, which influences the dynamics of soil

moisture and its use by the crop; in addition to promoting a mechanical and thermal barrier to the soil, providing better moisture conservation and reducing evapotranspiration losses concerning the uncovered soil (Gava *et al.*, 2013; Klein and Klein, 2015; Barbieri *et al.*, 2020).

Regarding the pre-and post-emergent herbicides used and the interaction with the corn yield, the amicarbazone

and glyphosate treatments resulted in higher grain yields, respectively. Satisfactory results in weed control have been found with the use of the herbicide amicarbazone by Ferreira *et al.*, (2020). However, the use of this herbicide in relation to its residual and carryover potential in succession crops should be

considered, depending on the used rate (Alonso *et al.*, 2011). The performance of glyphosate demonstrates that despite its reduced efficiency in current weed populations, when it is used following correctly vegetative stage and rate, it demonstrated satisfactory results in weed control.

**Table 5.** Corn yield. SERTÃO/RS, 2020.

Corn yield (kg ha <sup>-1</sup> )	
Average between winter cover crops	
Oats	9.400 b
Fallow	5.904 c
Consortium	12.841 a
Average between pre-emergent herbicides	
Atrazine	7.966 c
Atrazine + Simazine	10.221 b
Amicarbazone	11.778 a
Untreated	6.561 d
Average between post-emergent herbicides	
Glyphosate	9.996 a
Glufosinate	9.405 c
Nicosulfuron	9.833 b
Untreated	8.292 d

\* Means followed by same letters in the columns indicate no significant differences according to the Scott-knott test ( $P \leq 0.05$ ).

## CONCLUSIONS

The intercropping pattern promoted higher biomass accumulation, decreased weed number, and improved corn productivity. Atrazine and atrazine + simazine treatments had the greatest reduction in the weed number used by pre-emergence herbicide, and the ammonium glufosinate provided the highest levels of control in post-emergence corn. The treatments amicarbazone and glyphosate obtained the best performances in relation to crop yield when used during pre-and post-emergence, respectively.

## REFERENCES

- Adami PF, Colet RA, Lemes ES, Oligini KF and Batista VV. 2020. Cover plants in soybean-wheat and soybean-soybean off-season. *Brazilian Journal of Development* 6(3):16551-16567 <https://doi.org/10.34117/bjdv6n3-505>
- Alonso DG, Oliveira Jr. RS and Constantin J. 2011. Potencial de Carryover de herbicidas com atividade residual usados em manejo outonal. In: Brighenti, A.M.; Oliveira, M.F. *Biologia de Plantas Daninhas*. In: *Biologia e Manejo de Plantas Daninhas*. Oliveira Jr., R.S.; Constantin, J.; Inoue, M.H. Curitiba, PR: Omnipax, 348 p.
- Barbieri JD, Dallacort R, Daniel DF, Dalchiavon FC and Freitas PSL. 2020. Coberturas de solo, evapotranspiração e produtividade do milho safrinha. *Cultura Agrônômica* 29(1):76-91. <http://doi.org/10.32929/2446-8355.2020v29n1p76-91>
- Barbieri M, Dossin MF, Dalla Nora D, Santos WB, Bevilacqua CB, Andrade N, Boeni M, Deuschle D, Jacques RJS and Antonioli ZI. 2019. Trial on soil bioactivity under no-tillage in succession or rotation of winter and summer crops. *Revista de Ciências Agrárias* 42(1):122-134. <http://doi.org/10.19084/RCA17068>
- Bybee-Finley KA, Cordeau S, Yvoz, Mirsky SB and Ryan MR. 2022. Finding the right mix: a framework for selecting seeding rates for cover crop mixtures. *Ecological Applications* 32(1):e02484. <https://doi.org/10.1002/eap.2484>
- Brighenti AM and Oliveira MF. 2011. *Biologia de plantas daninhas*. In: *Biologia e manejo de plantas daninhas*. Oliveira Jr RS, Constantin J, Inoue MH and Curitiba PR: Omnipax, 348 p.
- Brunharo CACG, Christoffoleti PJ and Nicolai M. 2014. Aspectos do mecanismo de ação do amônio glufosinato: culturas resistentes e resistência de plantas daninhas. *Revista Brasileira de Herbicidas* 13(2):163-177. <http://doi.org/10.7824/rbh.v13i2.293>
- Cavenaghi AL, Rossi CVS, Negrissoli E, Costa EAD, Velini ED and Toledo REB. 2007. Dinâmica do herbicida amicarbazone (Dinamic) aplicado sobre palha de cana-de-açúcar (*Saccharum officinarum*). *Planta Daninha* 25(4):831-837. <https://doi.org/10.1590/S0100-83582007000400020>
- Chahal I and Van Eerd LL. 2018. Evaluation of commercial soil



health tests using a medium-term cover crop experiment in a humid, temperate climate. *Plant Soil* p. 351-367. <https://doi.org/10.1007/s11104-018-3653-2>

Chu M, Jagadamma S, Walker FR, Eash NS, Buschermohle MJ and Duncan LA. 2017. Effect of multispecies cover crop mixture on soil properties and crop yield. *Agricultural & Environmental Letters* 2(1):5p. <https://doi.org/10.2134/aer2017.09.0030>.

Ferreira JHS, Oliveira AS.; Duarte DG, Almeida FJ, Paes JS and Delgado CHO. 2020. Eficácia do amicarbazone e flumioxazim no controle de *Merremia aegyptia*, *Mucuna aterrima* e *Ricinus communis* no sistema de cana crua. *Revista Brasileira de Herbicidas* 19(3). <https://doi.org/10.7824/rbh.v19i3.701>

Franz E, Tironi SP, Luz GL, Cezarotto LA, Zago DV, Munaretto D, Lajús CR and Barichello R. 2020. Manejo da cobertura de azevém em plantio direto na cultura do milho e sua fitossociologia. *Brazilian Journal of Development* 6(10):82574-82585, <https://doi.org/10.34117/bjdv6n10-621>

Fuentes-Llanillo R, Telles TS, Junior DS, Melo TR, Friedrich T and Kassam A. 2021. Expansion of no-tillage practice in conservation agriculture in Brazil. *Soil and Tillage Research* 208: 104877. <https://doi.org/10.1016/j.still.2020.104877>

Galon L, Bagnara MAM, Gabiatti RL, Reichert Jr FW, Basso FJM and Nonemacher F. 2018. Interference periods of weeds infesting maize crop. *Journal of Agricultural Science* 10(10):197-205. <https://doi.org/10.5539/jas.v10n10p197>

Galon L, Pinto JJO, Rocha AA, Concenço G, Silva AF, Aspiazú I, Ferreira EA, França AC, Ferreira FA, Agostinetto D and Pinho CF. 2008. Períodos de interferência de *Brachiaria plantaginea* na cultura do milho na região Sul do Rio Grande do Sul. *Planta Daninha* 26(4). <http://doi.org/10.1590/S0100-83582008000400009>

Gava R, Freitas PSL, Faria RT, Rezende R and Frizzzone JA. 2013. Soil water evaporation under densities of coverage with vegetable residue. *Engenharia Agrícola* 33(1):89-98. <http://doi.org/10.1590/S0100-69162013000100010>

Gomes Jr FG and Christoffoleti PJ. 2008. Biologia e manejo de plantas daninhas em áreas de plantio direto. *Planta Daninha* 26(4). <https://doi.org/10.1590/S0100-83582008000400010>

Heap I and Duke SO. 2018. Overview of glyphosate-resistant weeds worldwide. *Pest Management Science* 74(5):1040-1049. <https://doi.org/10.1002/ps.4760>

Klein C and Klein, VA. 2015. Strategies to improve the retention and availability of soil water. *Electronic Journal of Management, Education and Environmental Technology* 19(1):21-29. <http://doi.org/10.5902/2236117014990>

Maciel CDG and Velini ED. 2005. Simulação do caminharmento da água da chuva e herbicidas em palhadas utilizadas em sistemas de plantio direto. *Planta daninha* 23(3):471-481. <https://doi.org/10.1590/S0100-83582005000300011>

Martins D, Gonçalves CG and Junior ACS. 2016. Coberturas mortas de inverno e controle químico sobre plantas daninhas na cultura do milho. *Revista Ciência Agronômica* 47(4). <https://doi.org/10.5935/1806-6690.20160078>

Matos AKA, Carbonari CA, Gomes GLGC and Velini ED. 2016. Dynamics of preemergent herbicides in production systems with straw. *Revista Brasileira de Herbicidas* 15(1):97-106. <http://doi.org/10.7824/rbh.v15i1.441>

Monquero PA, Amaral LR, Binha DP, Silva AC, Silva PV. 2008. Potencial de lixiviação de herbicidas no solo submetidos a diferentes simulações de precipitação. *Planta daninha* 26:2. <https://doi.org/10.1590/S0100-83582008000200017>

Moraes PVD, Agostinetto D, Panozzo LE, Oliveira C, Vignolo GK and Markus C. 2013. Manejo de plantas de cobertura no controle de plantas daninhas e desempenho produtivo da cultura do milho. *Ciências Agrárias* 32(2):497-508. <https://doi.org/10.1590/S0100-83582009000200011>

Ottavini D, Pannacci E, Onofri A, Tei F and Jensen PK. 2019. Effects of light, temperature, and soil depth on the germination and emergence of *Conyza canadensis* (L.) Cronq. *Agronomy* 9(9). <https://doi.org/10.3390/agronomy9090533>

São Miguel ASDC, Pacheco LP, Souza ED, Silva CMR and Carvalho IC. Cover crops in the weed management in soybean culture. *Planta Daninha*, 36, 10p. 2018. <http://doi.org/10.1590/s0100-83582018360100072>

Silva FAS and Azevedo CAV. 2016. The Assisat Software Version 7.7 and its use in the analysis of experimental data. *African Journal of Agricultural Research* 11(39):3733-3740 <http://doi.org/10.5897/AJAR2016.11522>

Soltani N, Shropshire C and Sikkema PH. 2022 Impact of delayed postemergence herbicide application on corn yield based on weed height, days after emergence, accumulated crop heat units, and corn growth stage. *Weed Technology* 1-16. <https://doi.org/10.1017/wet.2022.10>

Brazilian Society of Soil. 2004. Manual Fertilization and Liming in the States of Rio Grande do Sul and Santa Catarina. Commission of Chemistry and Fertility of Soils, Rio Grande do Sul, 400 p.

Sorenson BA, Shea PJ and Roeth FW. 1991. Effects of tillage, application time and rate on metribuzin dissipation. *Weed Research* 31(6):333-345. <https://doi.org/10.1111/j.1365-3180.1991.tb01773.x>

Tironi SP, Galon L, da Silva AF, Fialho CMT, Rocha PRR, Faria AT, Radünz AL. 2014. Época de emergência de azevém e nabo sobre a habilidade competitiva da cultura da cevada. *Ciência Rural* 44(9):1527-1533. <https://doi.org/10.1590/0103-8478cr20131633>

Vargas L, Mariani F, Gazziero D, Karam D and Agostinetto D. 2015. Azevém resistente: manejo e controle. II Colóquio Internacional sobre Plantas Daninhas Resistentes a Herbicidas. 5p.