



Revista Facultad Nacional de Agronomía Medellín

ISSN: 0304-2847

ISSN: 2248-7026

Facultad de Ciencias Agrarias - Universidad Nacional de Colombia

Ccacyancco-Cáceres, Eva; Sarmiento-Sarmiento, Guido; Mena-Chacón, Laydy

Use of processed grape pomace and whey bio ferment to improve the agronomic performance of radish (*Raphanus sativus L.*) in arid soils

Revista Facultad Nacional de Agronomía Medellín,
vol. 77, no. 2, 2024, May-August, pp. 10707-10715

Facultad de Ciencias Agrarias - Universidad Nacional de Colombia

DOI: <https://doi.org/10.15446/rfnam.v77n2.109370>

Available in: <https://www.redalyc.org/articulo.oa?id=179978626006>

- ▶ How to cite
- ▶ Complete issue
- ▶ More information about this article
- ▶ Journal's webpage in redalyc.org

LUZEM 

Scientific Information System Redalyc

Network of Scientific Journals from Latin America and the Caribbean, Spain and Portugal

Project academic non-profit, developed under the open access initiative

Use of processed grape pomace and whey bio-ferment to improve the agronomic performance of radish (*Raphanus sativus* L.) in arid soils

Uso de orujo de uva procesado y biofermento de suero de leche para mejorar el comportamiento agronómico del rabanito (*Raphanus sativus* L.) en suelos áridos

<https://doi.org/10.15446/rfnam.v77n2.109370>

Eva Ccacyancco-Cáceres¹, Guido Sarmiento-Sarmiento^{1*} and Laydy Mena-Chacón¹

ABSTRACT

Keywords:

Agroindustrial-wastes
Biofertilizer
Root vegetable
Vegetable crops




Agro-industrial wastes representing a significant problem can be revalued as biofertilizers. The present paper aims to determine the effect of processed grapevine pomace (PGP) and whey bio-ferment (WB) on radish cultivation under conditions of arid zone soil. A 3x3 factorial arrangement of completely randomized design was used, with three levels of PGP (0, 1.25, and 2.50 g kg⁻¹ soil applied in total dose before planting) and three levels of WB (0, 50, and 100 mL L⁻¹ applied in irrigation water). Radish leaves were evaluated for length and chlorophyll; root dry matter content, length, diameter, weight, and total soluble solids (TSS) were measured; organic matter (OM), N, P, K, pH, electrical conductivity (EC) and cation exchange capacity (CEC) was determined in the soil. Specific differences in means were determined by the LSD-Fisher method applied after analysis of variance (ANOVA); the significance of differences was defined at $P < 0.05$. The most remarkable result to emerge from the data is that using PGP and WB improved soil attributes and promoted crop development. Specifically, the higher the PGP dose, the greater the benefits; in the case of WB, the dose of 50 mL L⁻¹ showed the best results.

RESUMEN

Palabras clave:

Residuos agroindustriales
Biofertilizantes
Tubérculos
Cultivo de hortalizas

Los residuos generados en procesos agroindustriales que representan un problema importante pueden revalorizarse como biofertilizantes. El objetivo de la investigación fue determinar el efecto del orujo de vid procesado (PGP) y bio-fermento de lactosuero (WB) en el cultivo de rabanito bajo condiciones de suelo de zona árida. Se utilizó un diseño completamente aleatorizado con arreglo factorial de 3x3, con tres niveles de PGP (0, 1,25 y 2,50 g kg⁻¹ de suelo aplicado en dosis total antes de la siembra) y tres niveles de WB (0, 50 y 100 mL L⁻¹ aplicado en el agua de riego). En las hojas de rabanito se evaluó el tamaño (largo) y porcentaje de clorofila, en la raíz se midió contenido de materia seca, largo, diámetro, peso y sólidos solubles totales (TSS); en el suelo se determinó la materia orgánica (OM), N, P, K, pH, conductividad eléctrica (EC) y capacidad de intercambio catiónico (CEC). Las diferencias específicas de las medias se determinaron por el método de la diferencia mínima significativa LSD-Fisher aplicado tras el análisis de la varianza (ANOVA); la significación de las diferencias se definió a $P < 0,05$. Se encontró que la utilización de PGP y WB mejoraron los atributos del suelo y promovieron el desarrollo del cultivo. De manera específica, a mayor dosis de PGP, mayores fueron los beneficios; en el caso del WB, la dosis 50 mL L⁻¹ presentó los mejores resultados.

¹Universidad Nacional de San Agustín de Arequipa, Perú. eccacyancco@unsa.edu.pe , gsarmientos@unsa.edu.pe , lmench@unsa.edu.pe 

*Corresponding author

Environmental pollution resulting from inadequate management of agro-industrial wastes is a pressing environmental issue, particularly in developing countries (Álvarez-Palomino et al. 2018; Nayak and Bhushan 2019; Leite et al. 2021) and arid climates (Gravuer et al. 2019; Liu et al. 2021). Most of these residues contain lignocellulosic biomass, with cellulose and hemicellulose polymers accounting for approximately 75 to 80%, which hinders their degradation rate (Cotacallapa-Sucapuca et al. 2020; Gurgenzidze et al. 2022). Consequently, these materials require prior processing to be converted into raw materials that offer environmental, social, or economic benefits (Nayak and Bhushan 2019).

The viticulture industry produces significant amounts of by-products that, if not properly managed, can have a significant environmental impact (Troilo et al. 2021). Grapevine pomace, which is composed of skins, seeds, and any other solids remaining after grape pressing, is the main solid by-product of the winemaking process. Grapevine pomace is primarily comprised of cellulose, lignin, hemicellulose, and pectin (Saval 2012; Gurgenzidze et al. 2022). and it is commonly used for producing functional foods (Gurgenzidze et al. 2022), distillates, ethanol, animal feed, compost, and other biofertilizers (Cotacallapa-Sucapuca et al. 2020).

Whey is a by-product of milk processing for cheese making and is generated through the enzymatic breakdown of the colloidal system of milk into liquid and solid components (Pais et al. 2017). It contains a high concentration of nutrients that are of agricultural interest, including calcium, phosphorus, potassium, and iron (Mazorra-Manzano and Moreno-Hernández 2019; Williams and Dueñas 2021). Currently, whey is used in the production of animal feed, food, beverages (Williams and Dueñas 2021), energy (Pais et al. 2017), fertilizer (Felli et al. 2012) and even fungicides (Liu et al. 2021); however, due to the large volume of production, a significant portion of it is discarded into rivers and soils, leading to environmental pollution issues (Liu et al. 2021; Felli et al. 2012; Osorio et al. 2018; López-Barreto et al. 2018). In this context, the revalorization of waste from the viticulture and dairy agroindustry presents itself as a sustainable option. One crop that could greatly benefit from applying processed whey and grapevine pomace is radish (*Raphanus sativus* L.). Radish is characterized by

its short phenological period and the development of its edible organ in direct contact with the substrate (Ramírez and Pérez 2006). From a nutritional standpoint, radish has high calcium and potassium requirements (Mendivil-Lugo et al. 2020; Liriano et al. 2020), aligning with the nutrients these biofertilizers provide. This study aim was to determine the impact of using processed grape pomace (PGP) and whey bio-ferment (WB) on the cultivation of radish under arid soil conditions.

MATERIALS AND METHODS

The experiment was developed in the agricultural plot B4-60 of the Majes Irrigation, Arequipa, Peru (16°21'11" S, 72°11'27" W), 1,410 meters above sea level (masl) during May and June 2022. The average temperature was 18.3 °C (maximum 27.2 °C and minimum 9.4 °C), with a relative humidity of 29% and no precipitation. The area's climate is classified as desert, characterized by extreme aridity. The soils in the area are classified as Entisols (MINAG 1975; Wei et al. 2021), with low organic matter (OM) (1.12%) and sandy-loam texture (88.14% sand, 6.61% silt and 5.25% clay).

Experimental design and treatments

A completely randomized design with a factorial arrangement of treatments was used. The study involved two factors: processed grapevine pomace (PGP) with three levels (0, 12.5, and 25 g kg⁻¹ of soil) and whey bio-ferment (WB) with three levels (0, 50, and 100 mL L⁻¹). This resulted in nine treatments, with three replicates per treatment. The experimental unit consisted of rectangular containers measuring 45 cm in length, 20 cm in width, and 15 cm in height. Each container contained 15 kg of agricultural soil obtained from a 13 cm undisturbed soil profile. The PGP was thoroughly mixed with the soil before planting. The WB was applied through the irrigation system 7, 14, and 21 days after seeding.

Preparation and characterization of biofertilizers

On a black plastic base, dry and fragmented pomace (10 kg), molasses (5 L), ash (2 kg), yeast (100 g), and cow dung (2 kg) were mixed. The pomace was obtained as a residue from the production of wine (var. Moscatel), after an alcoholic fermentation process for 10 days at 25°C. Water was sprayed onto the mixture until it reached 70% humidity. Subsequently, the mixture was covered with black plastic to increase the temperature and

accelerate the activity of microorganisms. Daily turning was performed to facilitate the processing. After 30 days, processed grapevine pomace was obtained, which was sieved using a 2 mm mesh. The chemical analysis of the obtained product revealed the following nutrient levels: OM 26.15%, carbon (C) 15.17%, nitrogen (N) 1.25%, phosphorus (P) 0.32%, potassium (K) 0.67%, calcium (Ca) 0.85%, magnesium (Mg) 0.11%, C/N ratio 12.15, pH=7.82, electrical conductivity (EC) 2.15 dS m⁻¹.

For the preparation of the WB, a mixture of whey (15 L), water (25 L), fresh cattle manure (5 kg), and ash (1 kg) was blended in a 50 L capacity plastic cylinder. The container was then tightly sealed for anaerobic digestion over 20 days. Following the process, an irrigation system was applied to the mixture after filtering it through a canvas cloth. The chemical characterization of the obtained product indicated the following nutrient contents: OM 8.42%, N 0.27%, P 0.11%, K 0.31%, Ca 0.17%, magnesium Mg 0.02%, pH=5.85, EC of 5.42 dS m⁻¹.

Crop management

The crop was grown in rectangular containers arranged in an open field, with a density of 15 plants per container. Before seeding, the seeds were applied with a mixture of thiamethoxam (insecticide) + difenoconazole (fungicide) + fludioxonil (fungicide) (1.5 mL kg⁻¹ seed). Additional fertilization included two applications of 100 kg ha⁻¹ at 10 and 20 days after seeding, totaling 200 kg ha⁻¹. Manual weed control was performed before each fertilization. Abamectin (insecticide) (0.75 mL L⁻¹), chlorpyrifos (insecticide) (2.5 mL L⁻¹), and fosetyl aluminum (fungicide) (1.5 kg ha⁻¹) were used for pest and disease control. Irrigation was carried out through a drip system with a flow rate of 2 L h⁻¹, applying an irrigation depth of 3.2 mm and an irrigation duration of approximately 30 min every other day. Manual harvesting was conducted 32 days after seeding.

Characteristics evaluated in the soil

The soil was analyzed before crop establishment and at the end of the growing season (32 days after seeding) in three representative samples for each treatment. OM (%), total N (%), available P (mg kg⁻¹), K (mg kg⁻¹), pH, EC (dS m⁻¹), and cation exchange capacity (CEC) (cmol kg⁻¹) were determined by Walkley-Blac method, micro-Kjeldahl, modified Olsen, spectrophotometry with ammonium acetate extraction, potentiometer (Hanna,

HI9126, USA) in soil/water ratio 1:1, conductivity meter (Hanna, HI993310, USA) in saturated soil extract, and saturation with ammonium acetate, respectively. The methodologies for each determination correspond to those described by Bazán (2017).

Characteristics evaluated on the crop

Radish samples were collected at the end of the vegetative period (32 days after seeding). Three plants were selected from each experimental unit, and the roots and leaves were separated to obtain average results. Measurements were taken for leaf length (cm), fresh weight (g), diameter, root length (cm), percentage of dry matter (DM), and total soluble solids (TSS) of the roots. The leaf chlorophyll index was recorded directly before harvest using a chlorophyll meter (Minolta - SPAD - Soil Plant Analyzer Device, 502, New Jersey, U.S.A.). The root dry matter content was determined by placing a fresh subsample of 200 g in an oven (Binder, ED115, Germany) at 65 °C until a constant weight was achieved. The results were calculated using the equation 1. TSS was measured using a digital refractometer (Hanna, HI96801, USA) with 1 mL of previously filtered tissue extract.

$$DM(\%) = \frac{DW}{FW} \times 100 \quad (1)$$

Where DM(%) represents the percentage of dry matter, DW constant dry weight, and FW is the fresh weight.

Statistical analysis

Statistical analysis was performed by using the Infostat software in its 2011 release (National University of Cordoba, Argentina). The means-specific differences were determined by the least significant difference – LSD method applied following the analysis of variance (ANOVA); the significance of differences was defined at $P < 0.05$.

RESULTS AND DISCUSSION

Agro-industrial waste is currently perceived as an opportunity to reuse nutrients (Cantão et al. 2021), with benefits that were evidenced in this study. Analysis of the evaluated soil characteristics at the main effects and interaction levels revealed that the differences were significant for all the variables evaluated (Table 1). At the level of main effects, PGP applications significantly favored

the content of OM, N, P, K, and CEC, increased pH, and significantly decreased EC compared to the absolute control. It has been described that in arid and semi-arid climates, the incorporation of biofertilizers improves soil physical, chemical and biological properties (Celestina et al. 2019; Lu et al. 2020; Liu et al. 2021) with environmental benefits, such as increased soil carbon, soil water holding capacity, net primary productivity and N content in plant tissues and decreased amount of surface runoff (Gupta et al. 2018; Gravuer et al. 2019; Hafez et al. 2020). In this trial, the initial OM content is typical of an arid zone,

probably due to limited plant cover, lack of moisture and microorganisms (Wei et al. 2021); this initial condition made it possible for soil improvements to be significant despite the fact that bio-fertilizer applications were spotty.

Regarding WB, the application of 100 mL L⁻¹ showed the highest values of EC with a significant difference from 50 mL L⁻¹ and the absolute control (Table 2), evidencing one of the most important limitations of the use of bio-ferments and organic fertilizers in arid and semi-arid zones: the high salt content (Lu et al. 2020).

Table 1. Results of the *P* value of the main effect of processed grapevine pomace, whey bio-ferment and their interaction on arid zone soil characteristics (analysis of variance - ANOVA).

Factor	OM	N	P	K	pH	EC	CEC
PGP - Processed grapevine pomace	<0.0001	<0.0001	<0.0001	<0.0001	<0.0001	<0.0001	<0.0001
WB - whey bio-ferment	<0.0001	<0.0001	<0.0001	<0.0001	<0.0001	<0.0001	<0.0001
PGP:WB	<0.0001	<0.0001	0.0044	<0.0001	<0.0001	<0.0001	0.0004
CV(%)	0.58	2.28	0.64	0.1	0.69	3.84	0.69

CV: coefficient of variability; OM: organic matter; EC: electrical conductivity; CEC: cation exchange capacity.

Table 2. Effect of the application of processed grapevine pomace and whey bio-ferment on the chemical characteristics of the soil at crop harvest.

	OM (%)	N (%)	P (mg kg ⁻¹)	K (mg kg ⁻¹)	pH	EC (dS m ⁻¹)	CEC (cmol kg ⁻¹)
Initial value	1.12	0.048	21.661	320.452	7.85	1.22	10.321
Processed grapevine pomace							
0 g kg ⁻¹	1.31 ^c	0.05 ^c	22.74 ^c	321.00 ^c	6.23 ^c	2.41 ^a	10.08 ^c
12.5 g kg ⁻¹	1.66 ^b	0.29 ^b	27.24 ^b	343.25 ^b	6.55 ^b	2.15 ^b	12.98 ^b
25 g kg ⁻¹	1.81 ^a	0.37 ^a	30.39 ^a	370.28 ^a	6.82 ^a	1.83 ^c	14.26 ^a
Whey bio-ferment							
0 mL L ⁻¹	1.38 ^c	0.27 ^b	23.97 ^c	326.79 ^c	6.31 ^c	2.06 ^b	10.82 ^c
50 mL L ⁻¹	1.76 ^a	0.37 ^a	29.31 ^a	363.34 ^a	6.74 ^a	1.77 ^c	13.81 ^a
100 mL L ⁻¹	1.64 ^b	0.07 ^c	27.1 ^b	344.4 ^b	6.54 ^b	2.56 ^a	12.68 ^b

Means with equal letters vertically within each group are not statistically different ($P < 0.05$). CV: coefficient of variation. OM: organic matter. EC: electrical conductivity. CEC: cation exchange capacity.

At the interaction level, it was observed that combined applications of PGP and WB decreased EC by 0.99 dS m⁻¹ concerning individual applications. The negative relationship of K with EC ($R^2 = -0.45$; $P = 0.02$) (Table 3) could explain why joint applications of PGP and WB caused less salinity than applying separately; the K contained in PGP may have a buffering effect on the elevated salinity of WB. Hafez et al. (2020) reported a similar result when applying

vermicompost and biochar, which generated a combined effect by decreasing the detrimental effects of soil salinity and water stress in wheat plants.

The results obtained in the crop evaluations showed significant differences in the effects of the treatments applied, both at the level of the main effects and interaction levels (Table 4). To analyze the effects of PGP and WB,

Table 3. Pearson correlation matrix for quantitative plant and soil variables.

Variables	Leaf length	Root length	Root diameter	Root weight	DM	Chlorophyll	TSS	OM	Total (N)	P	K	pH	EC	CEC	WB	PGP
Leaf length	1	-	-	-	-	-	-	-	-	-	-	-	-	-	-	-
Root length	0.94	1	-	-	-	-	-	-	-	-	-	-	-	-	-	-
Root diameter	0.96	0.95	1	-	-	-	-	-	-	-	-	-	-	-	-	-
Root weight	0.92	0.91	0.89	1	-	-	-	-	-	-	-	-	-	-	-	-
DM	0.97	0.96	0.97	0.93	1	-	-	-	-	-	-	-	-	-	-	-
Chlorophyll	0.95	0.94	0.92	0.99	0.95	1	-	-	-	-	-	-	-	-	-	-
TSS	0.97	0.94	0.94	0.92	0.97	0.94	1	-	-	-	-	-	-	-	-	-
OM	0.87	0.86	0.87	0.91	0.91	0.93	0.86	1	-	-	-	-	-	-	-	-
Total N	0.5	0.52	0.59	0.44	0.6	0.43	0.51	0.49	1	-	-	-	-	-	-	-
P	0.97	0.95	0.97	0.95	0.99	0.97	0.95	0.95	0.55	1	-	-	-	-	-	-
K	0.99	0.93	0.96	0.89	0.97	0.92	0.96	0.86	0.58	0.96	1	-	-	-	-	-
pH	0.98	0.93	0.95	0.92	0.98	0.94	0.96	0.89	0.58	0.98	0.99	1	-	-	-	-
EC	-0.46	-0.42	-0.4	-0.38	-0.37	-0.37	-0.44	-0.06	-0.21	-0.33	-0.45	-0.43	1	-	-	-
CEC	0.93	0.93	0.93	0.95	0.96	0.97	0.92	0.98	0.5	0.98	0.91	0.94	-0.21	1	-	-
WB	0.32	0.31	0.25	0.25	0.29	0.32	0.31	0.38	-0.25	0.33	0.27	0.29	0.27	0.35	1	-
PGP	0.76	0.74	0.76	0.87	0.79	0.82	0.75	0.74	0.41	0.79	0.75	0.76	-0.32	0.78	0	1

Bold highlighted values have no significant difference.

the results are shown at the main effects level. The application of biofertilizers was found to improve crop features in comparison to absolute control, based on the benefits identified in the soil characteristics. (0 g PGP, 0 mL WB) (Figure 1). Regarding PGP doses, a strong directly proportional relationship was found with the variables leaf length ($P<0.0001$), chlorophyll ($P<0.05$), length ($P<0.05$), diameter ($P<0.05$), weight ($P<0.05$),

DM ($P<0.05$), and TSS ($P<0.05$) of the root. In the case of WB, although correlations were positive in all cases (minimum R^2 0.25 and maximum 0.38), they were not significant (Table 3). These results correlate fairly well with Ramírez and Pérez (2006) and Mali et al. (2018), who concluded that applying organic fertilizers and biofertilizers affects crop growth directly, development, and production.

Table 4. Results of the P value of the main effect of processed grapevine pomace, whey bio-ferment and their interaction on characteristics in radish crop (analysis of variance – ANOVA).

Factor	Leaf		Root				
	Length	Chlorophyll	Length	Diameter	Fresh weigh	Dry matter	TSS
PGP - Processed grapevine pomace	<0.0001	<0.0001	<0.0001	<0.0001	<0.0001	<0.0001	<0.0001
WB - whey bio-ferment	<0.0001	<0.0001	<0.0001	<0.0001	<0.0001	<0.0001	<0.0001
PGP:WB	<0.0001	<0.0001	0.0044	<0.0001	<0.0001	<0.0001	0.0004
CV (%)	19.48	19.60	18.56	18.85	20.88	7.39	5.84

CV: coefficient of variability; TSS: total soluble solids.

Plant size was significantly increased by the application of PGP (25 g kg^{-1}), with a difference of 6.53 cm in leaf length (Figure 1A), 24.45 g in fresh weight (Figure 1E), 1.77 cm in root length and 1.6 cm in root diameter (Figure 1D) over the control. Chlorophyll and TSS measurements showed the same trend: higher PGP concentration, higher chlorophyll (Figure 1B), and TSS (Figure 1F). These improvements would be related to the nutritional supply of MO, N, P, K, Ca, and Mg from the PGP.

For WB, the highest values were obtained with the 50 mL L^{-1} dose, but when increasing to 100 mL L^{-1} , the leaf length (Figure 1A), chlorophyll index (Figure 1B), DM (Figure 1C), root length (Figure 1D), root weight (Figure 1E) and root TSS content (Figure 1F) decreased significantly ($P<0.05$). This could be attributed to the high salinity (EC) of WB impacting nutrient imbalance, uptake blockage, and even phytotoxicity (Lu et al. 2020), which is reflected in the negative correlation of crop variables and soil EC (Table 3). Ghosh et al. (2014) found that salinity adversely affected the growth of three radish varieties, an EC of 12 dS m^{-1} limited root growth relative to an EC of 4 dS m^{-1} .

Plant growth had a strong positive correlation with the final edaphic content of OM (average R^2 0.89; $P<0.0001$),

P (average R^2 0.96; $P<0.0001$), K (average R^2 0.95; $P<0.0001$), pH (average R^2 0.95; $P<0.0001$) and CEC (average R^2 0.94; $P<0.0001$), characteristics that are beneficial to achieve better yields (Table 3). Fertilizers from agro-industrial waste are characterized by their contribution of OM, microorganisms, amino acids, macro and micronutrients, structural compounds, and biostimulants that accelerate plant metabolism (Saval 2012; López-Barreto et al. 2018; Lu et al. 2020), increasing photosynthetic rate, leaf area development, fresh and dry biomass, TSS (Ramírez and Pérez 2006; Liriano et al. 2020). In the case of PGP, it mainly provides N, which acts directly on growth, production of reserve substances, and their maturation; on the other hand, WB mainly provides K, which participates in protein synthesis, assimilation, and transport of substances from the leaves to the radish reserve organs (De Sousa et al. 2018; Rattin et al. 2022).

WB applications have been reported to range from 26,000 L ha^{-1} (Canada) to 60,000 L ha^{-1} (Wisconsin, USA) (Felli et al. 2012); however, under the arid climate conditions of this study, the 50 mL WB L^{-1} dose presented the best results at the soil level and on radish characteristics. In the case of PGP, the results indicate that the higher the dose, the greater the benefits on the soil and on the agronomic yield of the crop (Table 2).

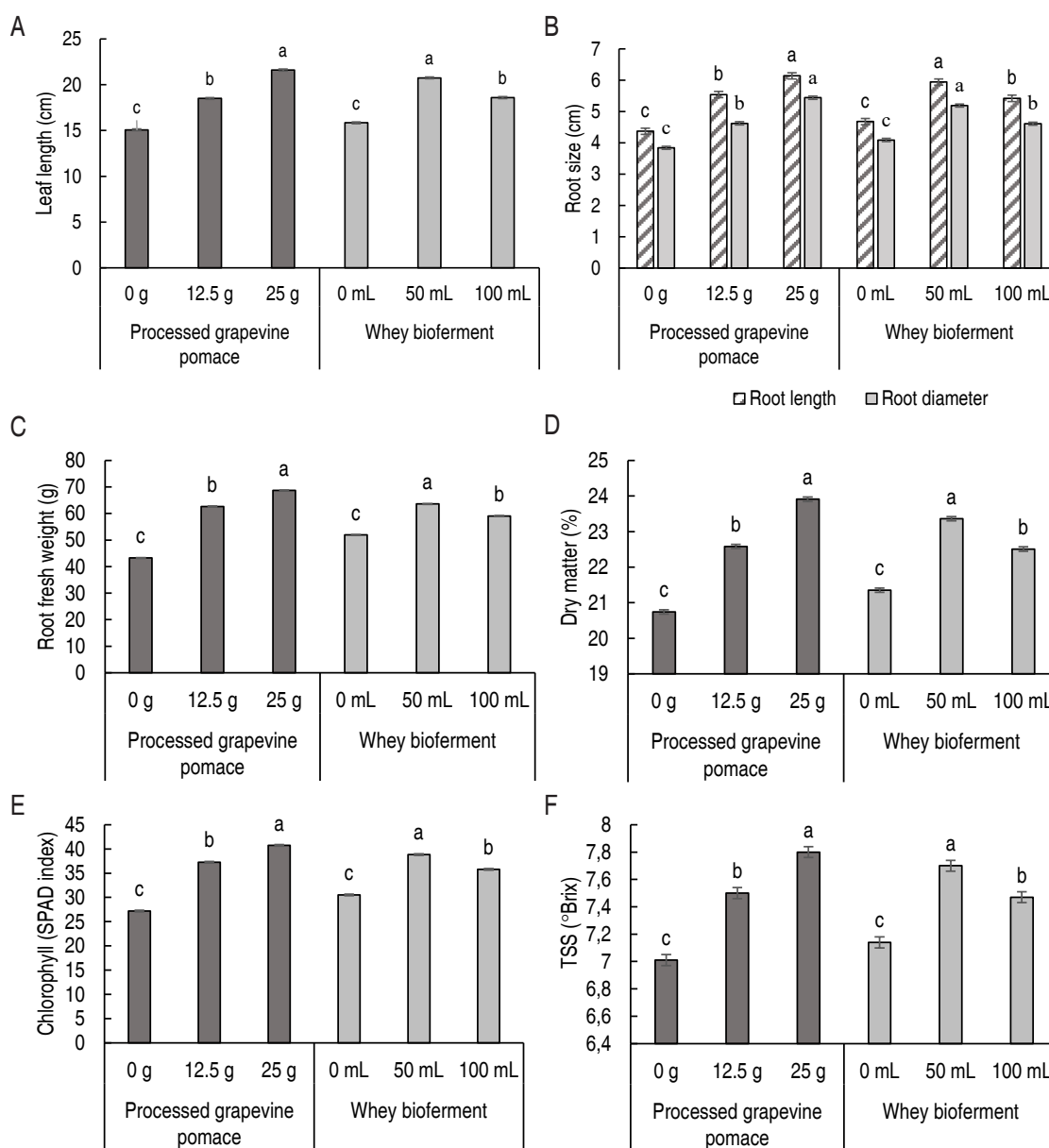


Figure 1. Main effects of the application of processed grapevine pomace (g kg^{-1}) and whey bio-ferment (mL L^{-1}) on A. leaf length, B. leaf chlorophyll (SPAD index), C. root dry matter (%), D. root length and diameter, E. root fresh weight, and F. root total soluble solids TSS. Means with equal letters between columns of the same color are not statistically different ($P < 0.05$).

CONCLUSION

The results of this study underscore the potential for enhancing the agronomic performance of radish crops through the utilization of processed grape pomace and whey bio ferment. These have demonstrated efficacy in augmenting the availability of crucial macronutrients, including nitrogen, potassium, phosphorus, calcium, and organic matter. Such innovative approaches hold

promise for optimizing crop productivity and sustainability in agricultural systems.

ACKNOWLEDGMENTS

Special thanks to the Agro-environmental Analysis Laboratory of the National University of San Agustín – Arequipa, Peru, for the facilities granted to carry out the research.

REFERENCES

- Álvarez-Palomino L, Vargas-Bayona J and García-Díaz LK (2018) Abono orgánico: aprovechamiento de los residuos orgánicos agroindustriales. *Spei Domus* 14(28-29): 1-10. <https://revistas.ucc.edu.co/index.php/sp/article/view/3556/3049>
- Bazán TR (2017) Manual de procedimientos de los análisis de suelos y agua con fines de riego. INIA - Instituto Nacional de Innovación Agraria. Lima, Perú. 92 p.
- Cantão L, Rodrigues J, Caldas A, Wariss F et al (2021) From waste to sustainable industry: How can agro-industrial wastes help in the development of new products? *Resources, Conservation and Recycling* 169(1): 105466-105480. <https://doi.org/10.1016/j.resconrec.2021.105466>
- Celestina C, Hunt J, Sale P and Franks A (2019) Attribution of crop yield responses to application of organic amendments: a critical review. *Soil and Tillage Research* 186(1): 135-145. <https://doi.org/10.1016/j.still.2018.10.002>
- Cotacallapa-Sucapuca M, Vilca-Curo R and Coaguila M (2020) El orujo de uva Italia como fuente de compuestos bioactivos y su aprovechamiento en la obtención de etanol y compost. *FAVE - Sección Ciencias Agrarias* 19(1): 17-32. <https://doi.org/10.14409/fa.v19i1.9450>
- De Sousa A, Correa C, De Souza M, De Mendonca V et al (2018) Macro and micronutrients accumulation in radish (*Raphanus sativus* L.) subjected to potassium (K) fertilization. *Australian Journal of Crop Science* 12(11): 1738-1742. <https://search.informit.org/doi/10.3316/informit.096859889416710>
- Felli O, Badino O, Pilatti M and Alesso C (2012) Caracterización química del permeado de suero como abono - variación estacional y por procedencia. *FAVE - Sección Ciencias Agrarias* 11(2): 51-62. <http://doi.org/10.14409/fa.v11i2.4556>
- Ghosh P, Dash PK, Sarker R and Mannan A (2014) Effect of salinity on germination, growth and yield of radish (*Raphanus sativus* L.) varieties. *International Journal of Biosciences* 5(1): 37-48.
- Gravuer K, Gennet S and Throop HL (2019) Organic amendment additions to rangelands: A meta-analysis of multiple ecosystem outcomes. *Global Change Biology* 25(3): 1152-1170. <https://doi.org/10.1111/gcb.14535>
- Gupta S, Yaduvanshi NPS, Chaudhari SK, Sharma DR et al (2018) Effect of nutrient management on soil organic carbon sequestration, fertility, and productivity under rice-wheat cropping system in semi-reclaimed sodic soils of north India. *Environmental Monitoring and Assessment* 190(3): 117-133. <https://doi.org/10.1007/s10661-018-6486-9>
- Gurgenidze L, Kanchaveli T and Kvartskhava G (2022) Selecting optimal parameters for obtaining the extract of red grape pomace. *Revista Facultad Nacional de Agronomía Medellín* 75(1): 9831-9837. <https://doi.org/10.15446/rfnam.v75n1.94175>
- Hafez H, Omara A, Alhumaydi F and El-Esawi M (2020) Minimizing hazard impacts of soil salinity and water stress on wheat plants by soil application of vermicompost and biochar. *Physiologia Plantarum* 172(2): 587- 602. <https://doi.org/10.1111/ppl.13261>
- Leite P, Sousa D, Fernandes H, Ferreira M et al (2021) Recent advances in production of lignocellulolytic enzymes by solid-state fermentation of agro-industrial wastes. *Current Opinion in Green and Sustainable Chemistry* 27: 100407-100414. <https://doi.org/10.1016/j.cogsc.2020.100407>
- Liriano R, Pérez J, Pérez Y, Placeres I and Artilles L (2020) Efecto de dos bioproductos sobre algunos indicadores del crecimiento y productividad de *Raphanus sativus*. *Centro Agrícola* 47(1):28-37. http://scielo.sld.cu/scielo.php?script=sci_arttext&pid=S0253-57852020000100028
- Liu D, Al Fahd MH, Ali EF, Majrashi A et al (2021) Soil microbial biomass, CO₂ and NH₃ and NH₃ emission and nitrogen use efficiency in a sandy soil amended with recycled dairy products. *Environmental Technology and Innovation* 23: 101546-101558. <https://doi.org/10.1016/j.eti.2021.101546>
- López-Barreto R, Becerra-Jiménez M and Borrás-Sandoval L (2018) Caracterización físico-química y microbiológica del lactosuero del queso Paipa. *Ciencia y Agricultura* 15(2): 99-106. <https://doi.org/10.19053/01228420.v15.n2.2018.8565>
- Lu P, Bainard LD, Ma B and Liu J (2020) Bio-fertilizer and rotten straw amendments alter the rhizosphere bacterial community and increase oat productivity in a saline-alkaline environment. *Scientific Reports* 10(1): 19896-19907. <https://doi.org/10.1038/s41598-020-76978-3>
- Mali DL, Singh V, Sarolia DK, Teli SK et al (2018) Effect of organic manures and bio-fertilizers on growth and yield of radish (*Raphanus sativus* L.) cv. Japanese white. *International Journal of Chemical Studies* 6(2): 1095-1098.
- Mazorra-Manzano M and Moreno-Hernández J (2019) Propiedades y opciones para valorizar el lactosuero de la quesería artesanal. *Ciencia UAT* 14(1): 133-144. <https://revistaciencia.uat.edu.mx/index.php/CienciaUAT/article/view/1134>
- Mendivil-Lugo C, Nava-Pérez E, Armenta-Bojórquez A, Ruelas-Ayala R and Félix-Herrán J (2020) Elaboración de un abono orgánico tipo bocashi y su evaluación en la germinación y crecimiento del rábano. *Biocencia* 22(1): 17-23. <https://doi.org/10.18633/biocencia.v22i1.1120>
- MINAG – Ministerio de Agricultura. Estudio agrológico detallado de las Pampas de Majes y Siguan. Colección del Instituto Nacional de Recursos Naturales del Perú. 1975. Perú.
- Nayak A and Bhushan B (2019) An overview of the recent trends on the waste valorization techniques for food wastes. *Journal of Environmental Management* 233(1): 352-370. <https://doi.org/10.1016/j.jenvman.2018.12.041>
- Osorio C, Sandoval F, Hernández F, Hidalgo J et al (2018) Potencial aprovechamiento del suero de queso en México. *Agroproductividad* 11(7): 101-106.
- Pais J, Núñez J, Lara M, Rivera L, Trujillo L and Cuaran M (2017) Valorización del suero de leche: una visión desde la biotecnología. *Bionatura* 2(4): 469-467. <http://doi.org/10.21931/RB/2017.02.04.11>
- Ramírez R and Pérez MI (2006) Evaluación del potencial de los biosólidos procedentes del tratamiento de aguas residuales para uso agrícola y su efecto sobre el cultivo de rábano rojo (*Raphanus sativus* L.). *Revista Facultad Nacional de Agronomía Medellín* 59(2): 3543-3556. <http://hdl.handle.net/20.500.12324/34807>
- Rattin J, Echarte M, Barrera L, Tognetti J and Benedetto A (2022) Las multifacéticas remolachas: una reevaluación de sus posibilidades productivas a la luz de los conocimientos actuales. *Revista Investigaciones Agropecuarias* 48(1): 24-40.
- Saval S (2012) Aprovechamiento de residuos agroindustriales: pasado, presente y futuro. *Biocencia* 16(2): 14-46.

Troilo M, Difonzo G, Paradiso V, Summo C and Caponio F (2021) Bioactive compounds from vine shoots, grape stalks, and wine lees: their potential use in agro-food chains. *Foods* 10(2): 342-358. <https://doi.org/10.3390/foods10020342>

Wei X, Garcia-Chevesich P, Alejo F, García V et al (2021) Hydrologic

analysis of an intensively irrigated area in southern Peru using a crop-field scale framework. *Water* 13(3): 1-27. <https://doi.org/10.3390/w13030318>

Williams M and Dueñas A (2021) Alternativas para el aprovechamiento del lactosuero: Antecedentes investigativos y usos tradicionales. *La Técnica: Revista de las Agrociencias* 1: 82-94.

