

Evaluation of the growth of maize in monoculture and when associated with peanuts and cassava in the Colombian Amazon

Evaluación del crecimiento de maíz en monocultivo y asociado con maní y yuca en la Amazonia colombiana

Diana María Sánchez Olaya^{1*}, Manuel Francisco Romero Ospina², Wilson Sandoval Rodríguez², Karen Tatiana Rivera Ramírez¹, and Eliana Liseth Suaza García¹

ABSTRACT

Crop associations are widely recognized as a highly beneficial strategy for agriculture. By combining different crops, optimal production is achieved while minimizing the spread of pests and diseases. This practice offers numerous benefits by allowing maximum utilization of space and mutual adaptation of associated species. It is important to emphasize that crop association is oriented towards the mutual advantage of the species involved, thus guaranteeing favorable results for each of them. In this sense, the behavior of maize growth rates was evaluated in a completely randomized block design with four treatments: maize monoculture; maize and peanut association; maize and cassava association; and maize, peanut, and cassava association. The following variables were evaluated: net assimilation rate (NAR), leaf area index (LAI), relative growth rate (RGR), leaf area ratio (LAR), absolute growth rate (AGR), and leaf area duration (LAD). The association of maize and cassava obtained the highest values NAR ($0.002 \text{ g cm}^{-2} \text{ d}^{-1}$) and RGR ($0.15 \text{ g g}^{-1} \text{ d}^{-1}$) compared to the monoculture ($0.001 \text{ g cm}^{-2} \text{ d}^{-1}$ and $0.08 \text{ g g}^{-1} \text{ d}^{-1}$). This happened because maize presented higher leaf production during the vegetative growth stage indicating the physiological efficiency of maize when associated with cassava.

Key words: companion crop, efficiency, physiology, growth index.

RESUMEN

Las asociaciones de cultivos son ampliamente reconocidas como una estrategia altamente beneficiosa para la agricultura. Al combinar diferentes cultivos, se logra una producción óptima mientras se minimiza la propagación de plagas y enfermedades. Esta práctica ofrece numerosos beneficios al permitir la máxima utilización del espacio y la adaptación mutua de las especies asociadas. Es importante recalcar que la asociación de cultivos está orientada hacia el beneficio mutuo de las especies involucradas, garantizando así resultados favorables para cada una de ellas. En este sentido, se evaluó el comportamiento de los índices de crecimiento del maíz en un diseño en bloques completamente al azar con cuatro tratamientos: monocultivo de maíz; asociación de maíz y maní; asociación de maíz y yuca; y asociación de maíz, maní y yuca. Se evaluaron las siguientes variables: tasa de asimilación neta (TAN), índice de área foliar (IAF), tasa relativa de crecimiento (TRC), relación de área foliar (RAF), tasa absoluta de crecimiento (TAC) y duración de área foliar (DAF). La asociación de maíz y yuca obtuvo los valores más altos de TAN ($0.002 \text{ g cm}^{-2} \text{ d}^{-1}$) y TRC ($0.15 \text{ g g}^{-1} \text{ d}^{-1}$) en comparación con el monocultivo ($0.001 \text{ g cm}^{-2} \text{ d}^{-1}$ y $0.08 \text{ g g}^{-1} \text{ d}^{-1}$). Esto sucedió porque el maíz presentó una mayor producción de hojas durante la etapa de crecimiento vegetativo, lo que indica una mayor eficiencia fisiológica del maíz cuando se encuentra asociado con la yuca.

Palabras clave: cultivo asociado, eficiencia, fisiología, índice de crecimiento.

Introduction

Agriculture encompasses human activities and accumulated knowledge that have resulted in the domestication of animals and plants as a source of provisions for human consumption (Arenas *et al.*, 2004). Over time, agricultural methods have evolved, increasing productivity and crop diversity in different agroecosystems. It is necessary to address comprehensive food needs through sustainable

agriculture to ensure future food security (Gómez-Rodríguez & Zavaleta-Mejía, 2001).

So, crop diversity is presented as a sustainable alternative for food production, since it combats hunger, promotes food security, and fosters sustainable agriculture (Gómez, 2018). It is crucial to implement more efficient planting strategies, such as multiple or diversified crops that benefit producers by improving their investments, optimizing land use,

Received for publication: February 16, 2023. Accepted for publication: July 19, 2023.

Doi: 10.15446/agron.colomb.v41n2.107281

¹ Universidad de la Amazonia, Florencia (Colombia).

² Fundación Universitaria Los Libertadores, Bogotá (Colombia).

* Corresponding author: dia.sanchez@udla.edu.co



and reducing their production costs (Esquivel *et al.*, 2019). This will allow better use of space and time, increasing crop productivity and achieving income for families that produce food on a small scale.

These diversified crops increase productivity and resource use efficiency (Castillo *et al.*, 2022). They reduce the presence of weeds (Pietrobon *et al.*, 2019), lead to greater integral soil fertility, recycle and retain nutrients (Bover-Felices & Suárez-Hernández, 2020); and they have a greater capacity to recover from disturbances, such as pests and diseases (López-Rivera *et al.*, 2020) and extreme weather events, such as droughts and floods (Céspedes & Vargas, 2021).

In this way, the association of leguminous species, grasses, and tubers benefits the soil with the contribution of atmospheric nitrogen, light interception, and wide biomass distribution (Bedoussac *et al.*, 2015). This practice is widely used in organic agriculture to promote species diversity, translating into higher total biomass and better production yields. A study by Colina *et al.* (2020) in Venezuela evaluated the yield of the association of cassava (*Manihot esculenta* Crantz), maize (*Zea mays* L.), and plantain (*Musa* AAB) and found that inter-species competition affected crop yield compared to a monoculture of each species (Jiménez, 2016).

It is, therefore, essential to consider several parameters when planting, since not all associations are beneficial. Plants have different characteristics that can affect the optimal development of associated species, so it is essential to know the favorable interactions and avoid unfavorable ones (Tamayo & Alegre, 2022).

Nowadays, significant advances have been made that demonstrate that the implementation of multiple crops leads to higher productivity (Jaramillo & Salazar, 2021; Marcía, 2021; Yanes-Simón *et al.*, 2022). The present study aimed to evaluate the effect of the association of maize (*Zea mays* L.), peanut (*Arachis hypogaea* L.) and cassava (*Manihot esculenta* Crantz) crops, to analyze the growth rates of maize in various associations. In this respect, this research allows identifying the physiological efficiency of the maize crop when combined with other species.

Materials and methods

Geographic location

The study was conducted at the Centro de Investigaciones Amazónicas Macagual (CIMAZ) of the Universidad de la Amazonía, an area corresponding to the tropical rainforest

life zone, located in the village of La Viciosa, in the municipality of Florencia (Caquetá), at coordinates 1°30'4.39" N, 75°39'44.8" W at an altitude of 250 m, relative humidity of 85.1%, average temperature 24°C, average annual rainfall of 3,695 mm, and sunshine of 4.6 h d⁻¹ (Bonilla *et al.*, 2019; Aldana *et al.*, 2021; Álvarez *et al.*, 2021).

Study design

The experimental area consisted of 33×52 m. Each plot was 10×5 m, with a separation between treatments and between replicates of 0.5 m. In each of the plots there were ridges 0.2×0.3 m. A completely randomized block design was used with four treatments and five replicates (each replicate with 528, 322 and 80 of maize, peanut and cassava plants).

The treatments corresponded to the following: maize monoculture with a planting distance of 0.4 m between plants and 0.8 m between rows; association of maize (with the planting distance of maize) and peanut (in the middle of the maize rows, with a planting distance between plants of 0.2 m); association of maize (with the planting distance of maize) and cassava (in the middle of the maize rows, with a planting distance between plants of 1 m); and association of maize (with the planting distance of maize), peanut (planting distance between plants of 0.2 m and between rows of 2.4 m) and cassava (planting distance between plants of 1 m and between rows of 2.4 m).

The ICA V-105 certified maize variety was used (Arboleda & Cassalet, 1970), and native varieties known as var. *red* (type Valencia) and var. *quindiana*, respectively, were used for peanuts and cassava (Vicaría del Sur, 2018). The species were planted on the same date; for maize and peanut, two seeds were planted per site; and for cassava, a 0.25 m long stem cutting with 3 buds was planted. At the time of planting, bokashi fertilizer was applied at a dose of 1 kg m⁻². Manual weed management was carried out every 30 d, and pest and disease monitoring were performed on each of the crops every 15 d. Four monitoring periods were carried out, randomly selecting 20 plants per species in a 1 m Z-shaped transect in each plot, visually verifying the presence or absence of pests and diseases on the underside and beam of leaves, stems, and the base of the stem (Velasteguí *et al.*, 2010; Peralta *et al.*, 2021). During the evaluation time, no diseases were recorded for any of the crops. *Spodoptera frugiperda* was found on maize leaves at stages V0 to V10 (Mora & Blanco, 2018; Abbas *et al.*, 2022; Varón de Agudelo *et al.*, 2022), and garlic and chili bell pepper extract was applied at a dose of 0.1 L per m² with a frequency of 12 d (Ramón & Rodas, 2007; Salazar, 2010; Yaranga, 2014).

Sampling

We collected five samples starting at 21 d after planting (DAP) with a frequency of 10 d until 65 DAP. In each of the plots, ten maize plants were randomly selected for analysis.

Parameters evaluated

- Soil area: An imaginary circumference was traced around the apexes of all the leaves of the plant and was recorded in cm².
- Leaf area of the plant: All the leaves of each plant were placed on a white sheet at a distance of 10 cm apart; they were photographed, and the leaf area was determined with ImageJ software (Newton *et al.*, 2020).
- Fresh weight: The fresh weight of all parts of the plant was recorded as follow: leaves, stem, and roots using a 0.01 g precision scale.
- Dry weight: All plant parts were placed in paper bags and into a drying oven at 80°C for 72 h; the weight was then recorded on a 0.01 g precision scale.
- Growth rates were determined from measurements of leaf area, soil area, and dry weight (Tab. 1).

Statistical analysis

Python 3.6 software with Panda, Numpy, Pingouin, and Matplotlib libraries were used. Initially, the growth index, leaf area index (LAI), and leaf area ratio (LAR) were used as growth indices. Descriptive analyses were performed using box plots to determine the distribution of block treatments and days after planting. Descriptive results were obtained to show the presence of outliers and asymmetric distributions. Subsequently, completely randomized block design tests and assumptions of normality, constant variance (equality of variances in treatments), independence ($P>0.05$), and interaction plots were applied. Finally, a multiple pairwise comparison analysis (*post hoc* comparison) was performed using the Tukey's HSD test.

Results and discussion

Leaf area index

The leaf area index (LAI) is a measure that evaluates physiological aspects and the total amount of photosynthetic radiation absorbed by the plants. A higher LAI is associated with an increase in biomass production (Barraza *et al.*, 2004; Zavala-Borrego *et al.*, 2022). In the maize treatment

TABLE 1. Formulas and units for growth rate indices in plants (Melgarejo, 2010).

Growth index	Symbol	Average value over a time interval (T_2, T_1)	Units
Relative growth rate	RGR	$RGR = \frac{(\ln W_2 - \ln W_1)}{(T_2 - T_1)}$	$\text{g g}^{-1} \text{d}^{-1}$
Net assimilation rate	NAR	$NAR = \frac{\frac{W_2 - W_1}{T_2 - T_1}}{\frac{\ln LA_2 - \ln LA_1}{LA_2 - LA_1}}$	$\text{g cm}^{-2} \text{d}^{-1}$
Leaf area index	LAI	$LAI = \frac{\frac{LA_1 + LA_2}{2}}{\frac{1}{SA}}$	Adimensional
Absolute growth rate	AGR	$AGR = \frac{1}{SA} \times \frac{(W_2 - W_1)}{(T_2 - T_1)}$	g d^{-1}
Leaf area duration	LAD	$LAD = \frac{(LAI_1 + LAI_2) \times (T_2 - T_1)}{2}$	d
Leaf area relation	LAR	$LAR = \frac{(LAI_2 - LAI_1)}{(W_2 - W_1)}$	$\text{cm}^2 \text{g}^{-1}$

Ln: natural logarithm; *W1* and *W2*: dry weight 1 and 2; *T1* and *T2*: time 1 and 2; *LA1* and *LA2*: leaf area 1 and 2; *SA*: soil area.

associated with peanut, a value of 0.3 was observed at 25 DAP; this value gradually increased until reaching a maximum value of 0.5 after 55 DAP. The association of maize and cassava did not show a significant variation, but it did show a similar behavior to the previous treatment, reaching its maximum value at 45 DAP with an LAI of 0.4 (Fig. 1).

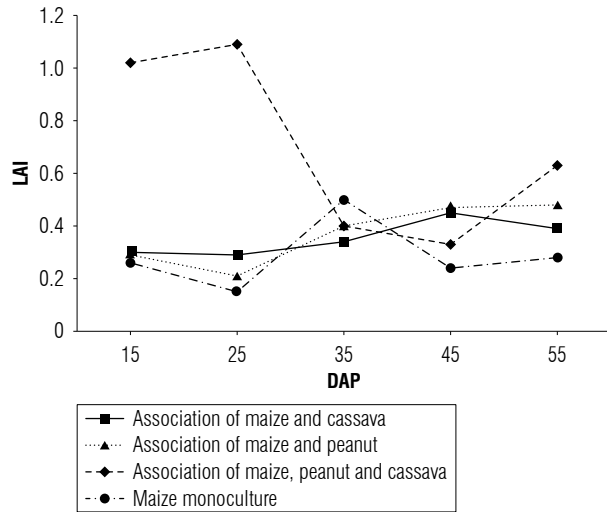


FIGURE 1. Leaf area index (LAI) behavior in relation to treatments and days after planting (DAP).

In the maize-peanut-cassava association, the LAI was higher than 1.0 during the first 25 DAP and then progressively decreased to a value of 0.3 at 45 DAP; this subsequently increased to 0.6 at 55 DAP. The variability in LAI can be attributed to temporal and spatial differences as well as to factors affecting the crops, since this association involves the presence of multiple species; and greater variability is to be expected due to the influence of diverse factors (Nafarrate, 2017).

The monoculture maize treatment obtained its maximum LAI value at 35 DAP, later reaching the lowest value at 55 DAP compared to the other treatments. In general, it can be observed that the LAI in the different associations shows maximum values after 30 DAP, indicating that there is a greater capacity of the plant to take advantage of energy after 30 DAP (Castellanos *et al.*, 2017). These findings coincide with the vegetative development of maize plants at the V10 stage that corresponds to the presence of 10 true leaves (Castellanos *et al.*, 2017), at which time the maximum uptake of solar radiation and its transformation into biomass occurs, with most of the assimilates to be used in the formation of the cob (Rincón *et al.*, 2007). However, these values for the association of maize, cassava, and peanut, and maize in monoculture decreased during this stage. According to Barrera-Violeth *et al.* (2017), this

could be attributed to the effect of shading generated by the leaves within the crop itself that limits the assimilation of solar energy.

Leaf area ratio

The leaf area ratio (LAR) represents the relationship between photosynthetic activity and the cost of respiration (Hernández *et al.*, 1999). In Figure 2, the highest values of LAR were found in the initial stages of the crops, gradually decreasing as time progressed.

In the association of maize and peanut, the maximum LAR value was reached at 35 DAP, with $180 \text{ cm}^2 \text{ g}^{-1}$. The other treatments showed similar behavior in terms of LAR values. In each of the treatments, the highest values were recorded at the beginning of the crop and then gradually decreased as the maize crop aged. The association of maize, peanut, and cassava showed the highest LAR during the first 25 DAP, reaching a value of $250 \text{ cm}^2 \text{ g}^{-1}$. However, a progressive decrease was observed, reaching $50 \text{ cm}^2 \text{ g}^{-1}$. LAR tends to be high at the beginning of a crop's growth and decreases as developmental stages advance (Orozco-Vidal *et al.*, 2016). This is because plants allocate most of the photoassimilates to the development of their photosynthetic apparatus; and as the crop progresses, the plant deposits carbohydrates in its reproductive organs. In addition, during the initial stages of development, the plant is mainly exposed to photosynthetic activity and the generation of leaf tissues, meaning a low cost of respiration (Ayala, 2016).

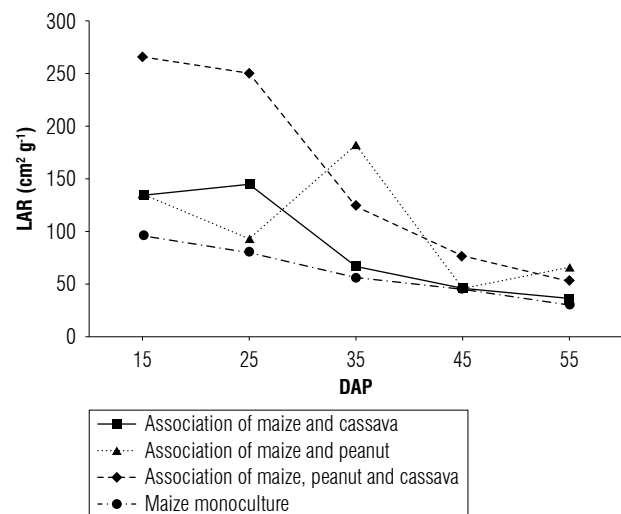


FIGURE 2. Leaf area ratio (LAR) behavior for treatments and the following days after planting (DAP).

The association of maize, peanut, and cassava showed higher LAR values during the first 30 DAP, this is because the presence of more species in this treatment favors the

production of a greater number of leaves. During this initial stage, the plants are in their vegetative development phase, implying significant leaf growth and, therefore, an increase in the LAI (Hernández *et al.*, 1995). With respect to the peanut and maize association, LAR increased between 25 and 35 DAP. This increase can be attributed to the growth in leaf size during this period. In general, all treatments showed a decreasing trend in LAR as time progressed. This phenomenon may be related to the fact that, as the plants grow, there is an increase in overall plant size, but a decrease in the increase of leaf area (Guevara & Guenni, 2007).

Leaf area duration

The leaf area duration (LAD) is a variable that represents the relationship between the photosynthesizing surface and the soil area occupied by the crop (Santos *et al.*, 2010). So it is useful to determine the productivity and water requirements of crops. In this sense, the LAD allows for estimating the water requirements, nutritional and bioenergetic efficiency and determines the possible phytosanitary damages that the crop may have in its growth process (Mendoza-Pérez *et al.*, 2017).

Figure 3 shows that the associations of maize and cassava and maize and peanut were similar in their LAD values at 25-35 DAP, reaching an average value of 3.1 d. However, both the association of maize and peanut, as well as the association of maize, peanut, and cassava, increased at 45-55 DAP with a value of 4.8 d, followed by the association of maize and cassava that showed a value of 4.2 d. The maize monoculture was the one that showed the lowest LAD, reaching a value of 2.6 d at 45-55 DAP.

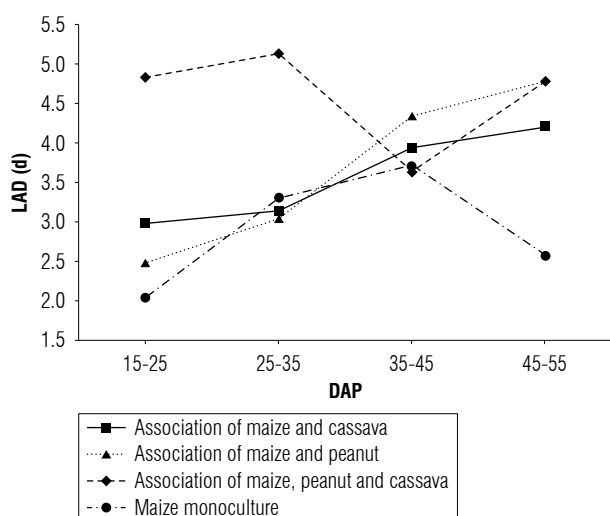


FIGURE 3. Leaf area duration (LAD) behavior in relation to treatments and days after planting (DAP).

The associations showed an increase in the LAD as time progressed. This increase was because the maize plant, after germination, went through a vegetative development stage that extends up to 60 DAP. In the associations of maize, peanut, and cassava, a higher LAD was observed compared to the maize monoculture, indicating a greater production of leaves during the vegetative growth stage of maize (Aguilar-Carpio *et al.*, 2015).

The increasing trend of all associations in general is related to the constant formation of leaf structures and biomass. This is because plants are in a constant process of capturing solar radiation over time, stimulating the growth and development of leaves (Soplín *et al.*, 1993; Aguilar-García *et al.*, 2005).

Absolute growth rate

The absolute growth rate (AGR) is used to measure the increase in dry mass over a given period (Barrera-Violeth *et al.*, 2017). In the maize and peanut association, a significant increase was observed from 15-25 DAP to 25-35 DAP, reaching an AGR of 1.8 g d⁻¹. Then, between 45-55 DAP, this association reached its highest value with an AGR of 2.4 g d⁻¹. These results indicate that this association experienced a rapid increase in the production of dry matter compared to the other associations and the monoculture (Almanza-Merchán *et al.*, 2016).

In contrast, the AGR of the maize-cassava association, as well as that of maize in monoculture, showed a similar trend during crop development, reaching values above 1.5 g d⁻¹ up to 35-45 DAP. However, in the case of the association of maize and cassava, a later decrease was observed, reaching 1.0 g d⁻¹ at 45-55 DAP (Fig. 4). During the vegetative stage of maize, the plants require a high amount of nutrients, and when these are insufficient, there may be a decrease in photosynthesis and in the production of assimilates (Sánchez-Olaya *et al.*, 2019). This could explain the decrease in AGR observed in this association, suggesting possible nutrient deficiencies.

In the association of the three crops, a significant increase in AGR was not observed. However, it reached its maximum value of 2.3 g d⁻¹ at 45-55 DAP. In comparison, the maize monoculture at 45-55 DAP had a value of 1.6 g d⁻¹. In general, the association of maize and peanut showed the highest AGR as a function of DAP (Fig. 4). An increase in AGR was observed from 35-45 DAP for all treatments, except for the maize and cassava association. Possibly at this stage the plant was in its vegetative growth phase that implied a greater photosynthetic capacity and, therefore, higher biomass production (Barrera-Violeth *et al.*, 2017).

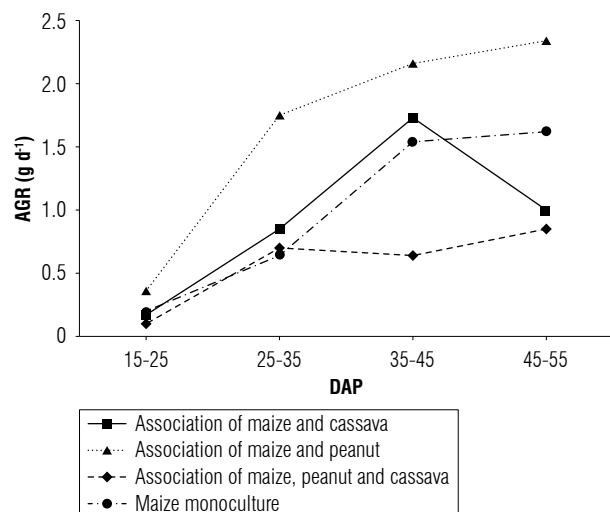


FIGURE 4. Average growth rate (AGR) behavior in relation to treatments and days after planting (DAP).

Relative growth rate

Relative growth rate (RGR) is an important parameter for analyzing plant performance, since it represents the biomass gain at a given period of time. RGR reflects the morphological and physiological adaptations of plants in different environments and can be used as a measure of plant growth success (Gil & Miranda, 2007; Mayo-Mendoza *et al.*, 2018).

The association of maize with cassava reached its highest RGR at 25-35 DAP, with a value of $0.15 \text{ g g}^{-1} \text{ d}^{-1}$, and then it decreased considerably until 45-55 DAP with an RGR lower than $0.04 \text{ g g}^{-1} \text{ d}^{-1}$. The association of maize and peanut showed greater variability compared to the other treatments. The maximum value was $0.12 \text{ g g}^{-1} \text{ d}^{-1}$ between 35-45 DAP, decreasing progressively until 45-55 DAP. The RGR of the association of maize, peanut, and cassava decreased after 35-45 DAP until the association reached a value of $0.05 \text{ g g}^{-1} \text{ d}^{-1}$ at 45-55 DAP. Finally, the maize monoculture showed no significant variation, remaining in a range of 0.10 to $0.08 \text{ g g}^{-1} \text{ d}^{-1}$ (Fig. 5).

In general, a considerable reduction in RGR is observed in all treatments as DAP increases. This decrease can be attributed to the change of plants from vegetative to reproductive stages and preparation for fruit/seed growth. As the crop progresses, the decrease in RGR becomes constant (Almanza-Merchán *et al.*, 2016).

Differences in RGR between treatments are due to species-specific characteristics (Sánchez-Olaya *et al.*, 2019) since significant differences in RGR values may result from

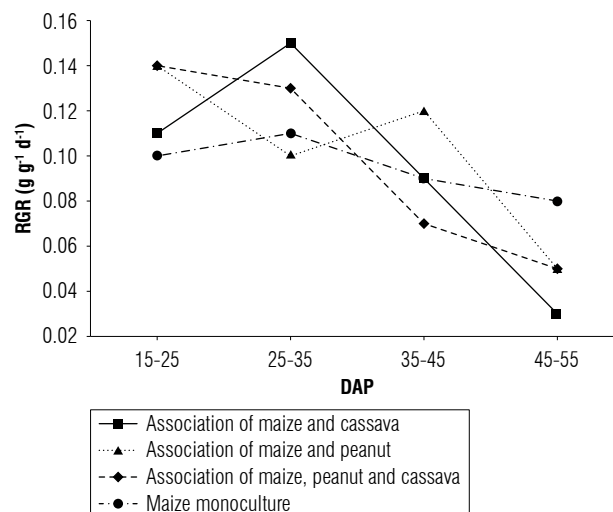


FIGURE 5. Relative growth rate (RGR) behavior in relation to treatments and days after planting (DAP).

interactions between species and mutual influences on their growth.

The RGR at the beginning of the crop shows high values and then decreases progressively at the end of the vegetative stage of the plants (Barrera-Violeth *et al.*, 2017). Due to this, it is evident that the maize and cassava treatment had a higher RGR value compared to the others, reflecting the highest value for this association. However, the association of maize and peanut had a significant decrease in behavior at the beginning of the crop. The reduction could be attributed to competition between both species during the process of establishment and colonization of space in the soil; such competition may influence the behavior of the RGR (Mayo-Mendoza *et al.*, 2018).

Net assimilation rate

The net assimilation rate (NAR) in crops refers to the capacity of plants to accumulate dry matter that, in turn, determines their efficiency. The NAR allows for evaluating plant efficiency of biomass accumulation (Cardona *et al.*, 2021). López-Sandoval *et al.* (2018) mention that NAR is a measure that reflects the efficiency of the foliage that is the principal source of photosynthates for dry matter production.

The associations of maize and peanut and maize and cassava presented a similar trend in the NAR; both treatments reached their maximum values at 25-35 DAP and then decreased until 45-55 DAP. In the association of maize, peanut, and cassava, a variation in the NAR was observed at 25-35 DAP, with a value of $0.002 \text{ g cm}^{-2} \text{ d}^{-1}$, followed by a

decrease at 35-45 DAP. In contrast, maize in monoculture showed a different trend compared to the other treatments (Fig. 6) since it reached its highest NAR at 45-55 DAP with a value of $0.0075 \text{ g cm}^{-2} \text{ d}^{-1}$, suggesting that maize in monoculture achieved greater efficiency in the utilization of its foliage in that period compared to the other associations.

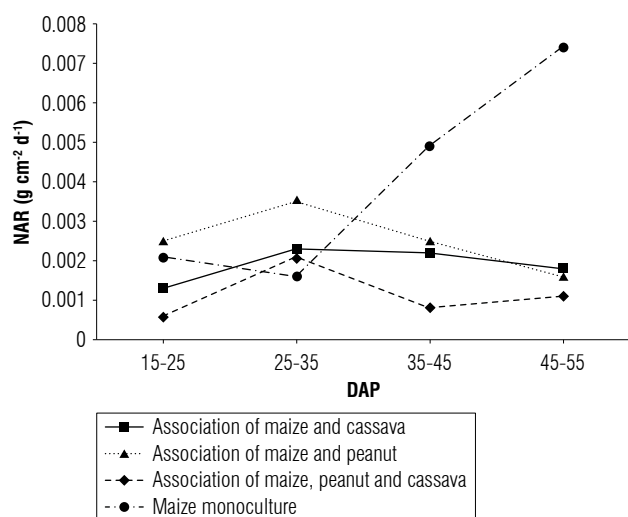


FIGURE 6. Net assimilation rate (NAR) behavior in relation to treatments and days after planting (DAP).

Shading caused by the joint growth of crops in the associations may have led to a reduction in the photosynthetic capacity of the lower leaves due to the shade cast by the upper parts of the plants. This results in a decrease in NAR due to increased biomass production by the different species in the association. In contrast, the maize monoculture, being the only species present, has a lower amount of biomass, suggesting a higher NAR (López-Sandoval *et al.*, 2018).

This indicates that the population density of the species interferes with the NAR (Aguilar-García *et al.*, 2005). In addition, the maize monoculture has higher increments compared to associations, suggesting that maize is better adapted to open spaces under monoculture conditions (Mayo-Mendoza *et al.*, 2018).

Conclusions

The growth stage of plants plays a crucial role in LAI and LAR, since in the early stages, growth focuses on the development of leaf tissues and photosynthetic apparatus, while in later stages growth allocates more resources to reproductive organs. This implies the need to consider the growth stage to optimize the relationship between photosynthetic activity and the cost of respiration.

Competition between species can affect initial growth, but certain associations, such as that of maize and cassava, can result in greater biomass gain over time as observed in the RGR. In turn, the NAR is influenced by the population density of the species and the interactions between them, since shading caused by the joint growth of the crops can reduce the photosynthetic capacity of the lower leaves and decrease the NAR.

These results highlight the importance of considering species diversity and species interactions to maximize the capture of solar radiation and to optimize biomass production in agriculture.

Conflict of interest statement

The authors declare that there is no conflict of interests regarding the publication of this article.

Author's contributions

DMSO, KTRR and ELSG designed and developed the field experiment, WSR and MFRO contributed to data analysis, KTRR and ELSG wrote and prepared the original draft, DMSO, MFRO and WSR wrote, corrected, and edited the final version of the manuscript. All authors reviewed the final version of the manuscript.

Literature cited

- Abbas, A., Ullah, F., Hafeez, M., Han, X., Dara, M. Z. N., Gul, H., & Zhao, C. R. (2022). Biological control of fall armyworm, *Spodoptera frugiperda*. *Agronomy*, 12(11), Article 2704. <https://doi.org/10.3390/agronomy12112704>
- Aguilar-Carpio, C., Escalante Estrada, J. A. S., & Aguilar Mariscal, I. (2015). Análisis de crecimiento y rendimiento de maíz en clima cálido en función del genotipo, biofertilizante y nitrógeno. *Terra Latinoamericana*, 33(1), 51–62.
- Aguilar-García, L., Escalante-Estrada, J. A., Fucikovsky-Zak, L., Tijerina-Chávez, L., & Mark Engleman, E. (2005). Área foliar, tasa de asimilación neta, rendimiento y densidad de población en girasol. *Terra Latinoamericana*, 23(3), 303–310.
- Aldana García, J., Correa Múnera, M. A., & Álvarez Dávila, E. (2021). Árboles de la estación de monitoreo de biodiversidad en el centro de investigaciones macagual (Florencia-Caquetá). *Brazilian Journal of Animal and Environmental Research*, 4(3), 3575–3592. <https://doi.org/10.34188/bjaerv4n3-064>
- Almanza-Merchán, P. J., Tovar-León, Y. P., & Velandia-Díaz, J. D. (2016). Comportamiento de la biomasa y de las tasas de crecimiento de dos variedades de lulo (*Solanum quitoense* Lam.) en Pachavita, Boyacá. *Ciencia y Agricultura*, 13(1), 67–76.
- Álvarez, F., Casanoves, F., Suárez, J. C., & Pezo, D. (2021). The effect of different levels of tree cover on milk production in dual-purpose livestock systems in the humid tropics of the

- Colombian Amazon region. *Agroforest Systems*, 95, 93–102. <https://doi.org/10.1007/s10457-020-00566-7>
- Arboleda, F., & Cassalet, C. (1970). ICA V-105: una nueva variedad mejorada de maíz amarillo para las tierras calientes de Colombia. *Revista ICA*, 5, 77–88.
- Arenas, M., Dovalina, M. P., & de Arenas, J. L. (2004). La investigación agrícola en América Latina y el Caribe desde una perspectiva bibliométrica. *Anales de Documentación*, 7, 29–38.
- Ayala Martínez, G. A. (2016). *Análisis de crecimiento y producción de 3 variedades de sacha inchi (Plukenetia volubilis L.) en el municipio de Tena Cundinamarca* [Undergraduate thesis, Universidad de Ciencias Aplicadas y Ambientales U.D.C.A.]. <https://repository.udca.edu.co/bitstream/handle/11158/487?sequence=1>
- Barraza, F. V., Fischer, G., & Cardona, C. E. (2004). Estudio del proceso de crecimiento del cultivo del tomate (*Lycopersicon esculentum* Mill.) en el Valle del Sinú medio, Colombia. *Agronomía Colombiana*, 22(1), 81–90. <https://revistas.unal.edu.co/index.php/agrocol/article/view/17771>
- Barrera-Violeth, J. L., Cabrales-Herrera, E. M., & Sáenz-Narváez, E. P. (2017). Respuesta del maíz híbrido 4028 a la aplicación de enmiendas orgánicas en un suelo de Córdoba-Colombia. *Orinoquia*, 21(2), 38–45. <https://doi.org/10.22579/201112629.416>
- Bedoussac, L., Journet, E.-P., Hauggaard-Nielsen, H., Naudin, C., Corre-Hellou, G., Jensen, E. S., Prieur, L., & Justes, E. (2015). Ecological principles underlying the increase of productivity achieved by cereal-grain legume intercrops in organic farming. A review. *Agronomy for Sustainable Development*, 35, 911–935. <https://doi.org/10.1007/s13593-014-0277-7>
- Bonilla, N. C., Rojas-Bahamón, M. J., & Arbeláez Campillo, D. F. (2019). Diferencias fisicoquímicas de suelo suplementado con pilas eléctricas. *Entre Ciencia e Ingeniería*, 13(26), 68–73. <https://doi.org/10.31908/19098367.1164>
- Bover-Felices, K., & Suárez-Hernández, J. (2020). Contribución del enfoque de la agroecología en el funcionamiento y estructura de los agroecosistemas integrados. *Pastos y Forrajes*, 43(2), 102–111.
- Cardona Restrepo, K., Escobar Posada, E. A., Ramírez Franco, L. A., & Rivera Hernández, J. F. (2021). Efecto de diferentes tipos de fertilizantes en el crecimiento del maíz criollo, Capachi morado, en el municipio de Andes, Antioquia. *Temas Agrarios*, 26(2), 140–151. <https://doi.org/10.21897/rta.v26i2.2847>
- Castellanos Reyes, M. A., Valdés Carmenate, R., López Gómez, A., & Guridi Izquierdo, F. (2017). Mediciones de índices de verdor relacionadas con área foliar y productividad de híbrido de maíz. *Cultivos Tropicales*, 38(3), 112–116.
- Castillo Gámez, M. J., Morejón García, M., Suárez Venero, G. M., & Acuña Velázquez, I. R. (2022). Crop diversification in a cocoa agroforestry system in the Jamal massif, Baracoa municipality. *Cuban Journal of Forest Sciences CFOREs*, 10(3), 364–379.
- Céspedes L., M. C., & Vargas S., S. (Eds.). (2021). *Agroecología: fundamentos, técnicas de producción y experiencia en la región de los Ríos* [Colección Libros INIA N° 45]. Instituto de Investigaciones Agropecuarias.
- Colina, A. M., Nava, J. C., Rodríguez, Z. F., Portillo Páez, E., Martínez Sthormes, J., & Faría, A. (2020). Evaluación del comportamiento de los cultivos de yuca, maíz y topocho bajo distintas asociaciones. *Revista de la Facultad de Agronomía de la Universidad del Zulia*, 37(2), 112–128.
- Esquivel, F. A., García Sandoval, J. R., & Aldape Ballesteros, L. A. (2019). Técnicas de comercialización y diversificación de cultivos para exportación en el sector agroalimentario en México. *Revista Venezolana de Gerencia*, 24(88), 1329–1342.
- Gil, A. I., & Miranda, D. (2007). Efecto de cinco sustratos sobre índices de crecimiento de plantas de papaya (*Carica papaya* L.) bajo invernadero. *Revista Colombiana de Ciencias Hortícolas*, 1(2), 142–153. <https://doi.org/10.17584/rcch.2007v1i2.1156>
- Gómez Gil, C. (2018). Objetivos de Desarrollo Sostenible (ODS): una revisión crítica. *Papeles de Relaciones Ecosociales y Cambio Global*, (140), 107–118.
- Gómez-Rodríguez, O., & Zavaleta-Mejía, E. (2001). La asociación de cultivos una estrategia más para el manejo de enfermedades, en particular con *Tagetes* spp. *Revista Mexicana de Fitopatología*, 19(1), 94–99.
- Guevara, E., & Guenni, O. (2007). *Potencial de crecimiento de cuatro líneas de Leucaena leucocephala (Lam) de Wit durante el establecimiento* [Proceedings XX Reunion ALPA]. Sitio Argentino de Producción Animal. https://www.produccion-animal.com.ar/produccion_y_manejo_pasturas/pasturas%20artificiales/103-Guevara-TCRdeLEUCAENA.pdf
- Hernández, A., Ramos, R., & Sánchez, J. (1999). Distribución espacial y temporal en el policultivo yuca-frijol: uso equivalente de la tierra. *Agronomía Mesoamericana*, 10(1), 63–66. <https://doi.org/10.15517/am.v10i1.19415>
- Hernández, M. S., Casas, A. E., Martínez, O., & Galvis, J. A. (1995). Análisis y estimación de parámetros e índices de crecimiento del árbol maraco (*Theobroma bicolor* H.B.K.) a primera floración. *Agronomía Colombiana*, 12(2), 182–191. <https://revistas.unal.edu.co/index.php/agrocol/article/view/21442>
- Jaramillo, S., & Salazar, H. M. (2021). Cultivos intercalados: una alternativa para aumentar los ingresos y la sostenibilidad de cafetales. *Avances Técnicos Cenicafé*, 534, 1–8. <https://doi.org/10.38141/10779/0534>
- Jiménez, I. E. (2016). *Comportamiento agronómico del cultivo de maíz (Zea mays L.) asociado con maní (Arachis hypogaea L.) con diversos distanciamientos de siembra y tres dosis de bioestimulante orgánico* [Undergraduate thesis, Universidad Técnica Estatal de Quevedo]. <https://repositorio.uteq.edu.ec/handle/43000/1647>
- López-Rivera, M., Estrada Hernández, J., Galán-Rivas, E. V., & Verduga Pino, A. (2020). Diversificación de cultivos y desarrollo sostenible en el cantón Quinindé, provincia de Esmeraldas, República del Ecuador. *Anuario Facultad de Ciencias Económicas y Empresariales*, (special number), 118–133.
- López-Sandoval, J. A., Morales-Rosales, E. J., Vibrans, H., & Morales-Morales, E. J. (2018). Tasa de asimilación neta y rendimiento de *Physalis* bajo cultivo en dos localidades. *Revista Fitotecnia Mexicana*, 41(2), 187–197. <https://doi.org/10.35196/rfm.2018.2.187-197>
- Marcía Hernández, D. R. (2021). Cultivo de plátano en Honduras: estudio de caso con pequeños agricultores del municipio de Cane. *RIVAR*, 8(23), 14–32. <https://doi.org/10.35588/rivar.v8i23.4919>
- Mayo-Mendoza, M., Romo-Campos, R. L., & Medina-Fernández, P. (2018). Tasa relativa de crecimiento de herbáceas con potencial de restauración en suelos degradados del bosque La Primavera,

- Jalisco, México. *Acta Universitaria*, 28(2), 58–66. <https://doi.org/10.15174/au.2018.1930>
- Melgarejo, L. M. (2010). Ecofisiología vegetal. In L. M. Melgarejo (Ed.), *Experimentos en fisiología vegetal* (pp. 137–166). Editorial Universidad Nacional de Colombia.
- Mendoza-Pérez, C., Ramírez-Ayala, C., Ojeda-Bustamante, W., & Flores-Magdaleno, H. (2017). Estimation of leaf area index and yield of greenhouse-grown poblano pepper. *Ingeniería Agrícola y Biosistemas*, 9(1), 37–50.
- Mora, J., & Blanco, H. (2018). Evaluation of botanical insecticides in controlling the population of fall armyworms (*Spodoptera frugiperda* Smith) present on corn crops (*Zea mays*) located in Santa Cruz, Guanacaste. *IOP Conference Series: Earth and Environmental Science*, 215, Article 012013. <https://doi.org/10.1088/1755-1315/215/1/012013>
- Nafarrate Hecht, A. N. (2017). *Estimación directa e indirecta del índice de área foliar (IAF) y su modelación con LiDAR en un bosque tropical seco de Yucatán* [Master thesis, Centro de Investigación Científica de Yucatán]. https://cicy.repositorioinstitucional.mx/jspui/bitstream/1003/438/1/PCB_RN_M_Tesis_2017_Nafarrate_Ana.pdf
- Newton Martin, T., Monçon Fipke, G., Minussi Winck, J. E., & Marchese, J. A. (2020). ImageJ software as an alternative method for estimating leaf area in oats. *Acta Agronómica*, 69(3), 162–169. <https://doi.org/10.15446/acag.v69n3.69401>
- Orozco-Vidal, J. A., Ramírez-Torres, R., Segura-Castruita, M. Á., Yescas-Coronado, P., Trejo-Valencia, R., & Vidal-Alamilla, J. A. (2016). Fuentes de nitrógeno en el crecimiento y producción de biomasa en maíz. *Revista Mexicana de Ciencias Agrícolas*, 7(1), 185–194.
- Peralta, C. O., Giancola, S. I., Lombardo, E. P., Mika, R. H., & Carbajo Romero, M. S. (2021). *Introducción al manejo integrado de plagas, monitoreo de plagas en cítricos y fenología del cultivo*. INTA-PROCADIS; FONTAGRO.
- Pietrobon, M., Imvinkelried, H. O., Dellaferrera, I. M., Garione, G., & Haidar, L. (2019). Eficiencia de uso de agua y radiación en soja bajo competencia con sorgo de Alepo. *Fave Sección Ciencias Agrarias*, 18(2), 55–62. <https://doi.org/10.14409/fa.v19i2.8786>
- Ramón, V., & Rodas, F. (2007). *El control orgánico de plagas y enfermedades de los cultivos y la fertilización natural del suelo: guía práctica para los campesinos en el bosque seco*. Naturaleza y Cultura Internacional.
- Rincón, Á., Ligarreto, G. A., & Sanjuanelo, D. (2007). Crecimiento del maíz y los pastos (*Brachiaria* sp.) establecidos en monocultivo y asociados en suelos ácidos del piedemonte llanero colombiano. *Agronomía Colombiana*, 25(2), 264–272. <https://revistas.unal.edu.co/index.php/agrocol/article/view/14129>
- Salazar, M. (2010). *Alternativas para el manejo de plagas y enfermedades en nuestras fincas*. Coordinadora Ecuatoriana de Agroecología (CEA).
- Sánchez-Olaya, D. M., Rodríguez Pérez, W., Castro Rojas, D. F., & Trujillo Trujillo, E. (2019). Respuesta agronómica de mucilago de cacao (*Theobroma cacao* L.) en cultivo de maíz (*Zea mays* L.). *Ciencia en Desarrollo*, 10(2), 43–58. <https://doi.org/10.19053/01217488.v10.n2.2019.7958>
- Santos Castellanos, M., Segura Abril, M., & Núñez López, C. E. (2010). Análisis de crecimiento y relación fuente-demanda de cuatro variedades de papa (*Solanum tuberosum* L.) en el municipio de Zipaquirá (Cundinamarca, Colombia). *Revista Facultad Nacional de Agronomía Medellín*, 63(1), 5253–5266.
- Soplín, J. A., Reginfo, A. M., & Chumbe, J. (1993). Análisis de crecimiento en *Zea mays* L. y *Arachis hypogaea* L. *Folia Amazonica*, 5(1-2), 171–189.
- Tamayo Ortiz, C. V., & Alegre Orihuela, J. C. (2022). Asociación de cultivos, alternativa para el desarrollo de una agricultura sustentable. *Siembra*, 9(1), Article e3287. <https://doi.org/10.29166/siembra.v9i1.3287>
- Varón de Agudelo, F., Rodríguez-Chalarca, J., Villalobos-Saa, J. C., & Parody-Restrepo, J. (2022). *Manual de enfermedades y plagas del maíz*. Advanta Seed International.
- Velasteguí, T. F., Gutiérrez, R. C., & Guerrero, F. C. (2010). Plagas y enfermedades en plantaciones de teca (*Tectona grandis* L.F.) en la zona de Balzar, provincia del Guayas. *Revista Ciencia y Tecnología*, 3(1), 15–22.
- Vicaría del Sur. (2018). *Agrobiodiversidad en el Sur del Caqueta: Caracterización de especies y variedades criollas de semillas campesinas*. Fastenopher.
- Yanes-Simón, L., Valdivia-Pérez, W., Orellana-Orellana, E. E., González-Pardo, Y., Calero-Hurtado, A., & Hernández-Gutiérrez, L. C. (2022). Evaluation of four black bean cultivars for yield increase in Sancti Spiritus. *Cultivos Tropicales*, 43(1), Article e06.
- Yaranga Huatorongo, W. (2014). *Evaluación de tres extractos vegetales para el control natural del gusano cogollero (Spodoptera frugiperda JE. Smith) en el cultivo de maíz amiláceo (Zea maíz L.) en condiciones de Acobamba-Huancavelica* [Undergraduate thesis, Universidad Nacional de Huancavelica]. <http://repositorio.unh.edu.pe/handle/UNH/197>
- Zavala-Borrego, F., Reyes-González, A., Álvarez-Reyna, V. P., Cano-Ríos, P., & Rodríguez-Moreno, V. M. (2022). Efecto de la tasa de evapotranspiración en área foliar, potencial hídrico y rendimiento de maíz forrajero. *Revista Mexicana de Ciencias Agrícolas*, 13(3), 407–420. <https://doi.org/10.29312/remexca.v13i3.2294>



Available in:

<https://www.redalyc.org/articulo.oa?id=180381522003>

How to cite

Complete issue

More information about this article

Journal's webpage in redalyc.org

Scientific Information System Redalyc
Diamond Open Access scientific journal network
Non-commercial open infrastructure owned by academia

Diana María Sánchez Olaya,
Manuel Francisco Romero Ospina,
Wilson Sandoval Rodríguez, Karen Tatiana Rivera Ramírez,
Eliana Liseth Suaza García

**Evaluation of the growth of maize in monoculture and
when associated with peanuts and cassava in the
Colombian Amazon**
**Evaluación del crecimiento de maíz en monocultivo y
asociado con maní y yuca en la Amazonia colombiana**

Agronomía Colombiana

vol. 41, no. 2, p. 1, 2023

Universidad Nacional de Colombia, Facultad de Agronomía,

ISSN: 0120-9965

ISSN-E: 2357-3732

DOI: <https://doi.org/10.15446/agron.colomb.v41n2.107281>