



Ingeniería y competitividad

ISSN: 0123-3033

ISSN: 2027-8284

Facultad de Ingeniería, Universidad del Valle

Cáceres-Roa, Sergio Alejandro; Mora-García,, Said Andrey; Muvdi-Nova, Carlos Jesús

Effect of operating parameters and modes in the filtration of  
acid whey using ultra- and microfiltration ceramic membranes

Ingeniería y competitividad, vol. 25, no. 1, 2023, January-June, pp. 1-16

Facultad de Ingeniería, Universidad del Valle

DOI: <https://doi.org/10.25100/iyc.v25i1.12002>

Available in: <https://www.redalyc.org/articulo.oa?id=291375795010>

- ▶ How to cite
- ▶ Complete issue
- ▶ More information about this article
- ▶ Journal's webpage in redalyc.org

redalyc.org

Scientific Information System Redalyc

Network of Scientific Journals from Latin America and the Caribbean, Spain and  
Portugal

Project academic non-profit, developed under the open access initiative

### Publicación anticipada

El comité editorial de la revista *Ingeniería y Competitividad* informa que este artículo fue aprobado para publicación en el volumen 25 número 1 teniendo en cuenta los requisitos editoriales y los conceptos emitidos por los pares evaluadores. Por lo tanto, se publica anticipadamente para su consulta, descarga y citación provisional, aclarando que esta puede diferir de la versión final, ya que no ha completado las etapas finales del proceso editorial (corrección de estilo, traducción y diagramación) y solo los títulos, datos de autores, palabras clave y resúmenes corresponden a la versión final del artículo.

#### Como citar:

**Cáceres-Roa SA, Mora-García SA, Muvdi-Nova CJ.** Efecto de los parámetros y modos de operación en la filtración de lactosuero ácido usando membranas cerámicas de ultra- y microfiltración  
INGENIERÍA Y COMPETITIVIDAD, **In press 2023**. <https://doi.org/10.25100/ivc.v25i1.12002>

### Article in press

The editorial committee of the Journal *Ingeniería y Competitividad* informs that this article was approved for publication in volume 25 number 1, considering the editorial requirements and the concepts of the peer reviewers. Therefore, the preliminary version of this article is published for consultation, download and provisional citation purposes, clarifying that this version may differ from the final document, since it has not completed the final stages of the editorial process (proof-editing, translation and layout) and only the titles, authorship, keywords and abstracts will remain unchanged the final version of the article.

#### How to cite:

**Cáceres-Roa SA, Mora-García SA, Muvdi-Nova CJ.** Efecto de los parámetros y modos de operación en la filtración de lactosuero ácido usando membranas cerámicas de ultra- y microfiltración  
INGENIERÍA Y COMPETITIVIDAD, **In press 2023**. <https://doi.org/10.25100/ivc.v25i1.12002>

# Effect of operating parameters and modes in the filtration of acid whey using ultra- and microfiltration ceramic membranes

INGENIERÍA DE ALIMENTOS

## Efecto de los parámetros y modos de operación en la filtración de lactosuero ácido usando membranas cerámicas de ultra- y microfiltración

Sergio Alejandro Cáceres-Roa<sup>1§</sup> , Said Andrey Mora-García,<sup>1</sup>  Carlos Jesús Muvdi-Nova<sup>1</sup> 

<sup>1</sup>*Universidad Industrial de Santander, Grupo de Investigación en Ciencia y Tecnología de los alimentos, Escuela de Ingeniería Química. Bucaramanga, Colombia*

§ [sergio.caceres4@correo.uis.edu.co](mailto:sergio.caceres4@correo.uis.edu.co), [said.mora@correo.uis.edu.co](mailto:said.mora@correo.uis.edu.co), [cjmuvdi@uis.edu.co](mailto:cjmuvdi@uis.edu.co)

**Recibido:** 5 de marzo de 2022 – **Aceptado:** 23 de septiembre de 2021

### Abstract

Whey is a liquid by-product obtained by cheese elaboration, which is not completely used due to the large quantities produced. As a result, the whey is poured into rivers and soils and becomes a pollutant agent. The valorization of acid whey using membrane clarification was evaluated, where the effect of temperature and membrane cut-off were studied using acid whey. Permeability was three times higher at 70°C than 50°C ( $163.2 \pm 11.1$  y  $62.4 \pm 9.2$  L/m<sup>2</sup>.h, respectively) for membranes with a cut-off of 0.2 µm. Furthermore, the permeate flux for this cut-off was three, six and ten times higher compared with the cut-off of 300, 150 y 50 kDa at 70°C, respectively. The clarification stage was scaled-up with 0.2 µm membranes, achieving about 22 L of whey filtered for Batch mode until a volume reduction factor (VRF) of 5 with protein retention of 68%. In Fed-Batch mode, the retention of protein was 61%, but the filtration could be carried out for longer, reducing fouling and filtering almost the double of the quantity of whey compared with Batch mode. In all cases, the turbidity of permeates was lower than 12 NTU (reduction >99%), regardless of whey turbidity whose values might be superior to 12,000 NTU.

**Keywords:** *Ceramic membranes, Acid whey, Protein retention, Turbidity, Permeability.*

## Resumen

El lactosuero es un subproducto líquido, obtenido de la elaboración de queso, que no es completamente aprovechado debido a sus grandes cantidades, convirtiéndose en un agente contaminante al verterse en ríos y suelos. Se evaluó la valorización de lactosuero ácido mediante clarificación con membranas, donde se estudió el efecto de la temperatura y umbral de corte para la filtración de lactosuero ácido. La permeabilidad fue 3 veces mayor a 70°C que a 50°C ( $163.2 \pm 11.1$  y  $62.4 \pm 9.2$  L/m<sup>2</sup>.h, respectivamente) para membranas con umbral de corte de poro de 0.2 μm. Además, el flux de permeado para este umbral de corte fue 3, 6 y 10 veces mayor en comparación con los umbrales de 300, 150 y 50kDa a 70°C, respectivamente. Se escaló la etapa de clarificación con membranas de 0.2 μm logrando filtrar alrededor de 22L de lactosuero para el modo *Batch* hasta un factor de concentración volumétrica (FCV) de 5 con una retención de proteína del 68%. En el modo de operación semicontinuo se logró una retención de proteína del 61%, pero permitió operar por más tiempo, reduciendo el ensuciamiento, filtrando casi el doble de lactosuero en comparación al modo *Batch*. En todos los casos, la turbidez de los permeados estuvo por debajo de los 12 NTU (reducción >99%), independientemente de la turbidez del lactosuero, cuyos valores podían ser superiores a 12,000 NTU.

**Palabras clave:** Membranas cerámicas, Lactosuero ácido, Retención de proteínas, Turbidez, Permeabilidad.

## 1. Introduction

The acid whey results from the coagulation of acid milk (1,2). In Latin-American countries like Colombia, it is obtained mainly during the elaboration of stretched-curd cheese. According to the United States Department of Agriculture (USDA) (3,4), the worldwide production of cheese in 2020 and 2021 was approximately 21.203 million tons and 22.071 million tons, respectively, and the cheese world production is estimated to be around 22.159 million tons in 2022. The production of 1kg of cheese generates 9 kg of whey, showing the cheese elaboration yield is very low (up to 10%), with a worldwide whey production of approximately 400 million tons (5). This quantity of whey is not completely valued, being used largely for the fattening of animals (6), and it is even poured into soils and water currents without any treatment (2,7,8). This causes, on one hand, environmental problems due to the presence of high content of organic matter (9,10), and on the other hand, losses of raw material, because most solid contents presented in milk remain in whey (about 55%) (11), which is discarded during cheese production.

The present research is focused on the acid whey because of its large production in Latin-American countries such as Colombia. The

acidic character turns the whey into a more pollutant agent, thereby, the treatment of this by-product would have a large positive impact on the environment, considering its acidity limits the proliferation of microorganisms, favoring its conservation (12); the information that exists in the state of art research for this type of whey is limited.

Micro- and Ultrafiltration membranes, MF and UF, were used to obtain permeates with a low protein content but containing salts, lactose, and components of low molecular weight (13-15). The interest of this research was the analysis of the filtration process focusing on the permeate due to the large volumes capacity with respect to the retentate (16), reducing, even more, the environmental impact. Among the studies published related with whey filtration using ceramic membranes, some of them reported using either MF and UF or both, under temperature conditions between 20-50°C and transmembrane pressures ( $\Delta$ TMP) of 1-3 bar, obtaining permeate flux between 30-120 L/m<sup>2</sup>.h with protein retention percentages of 14 - 98% (2,8,17-19). It is necessary to mention that many of these studies were for sweet whey and the approach was mainly focused on protein concentration (membrane retentate). However, the characteristics of permeates were not

analyzed completely and the process productivity because of the operation mode was not studied. Therefore, this research focused on the evaluation of the effect of temperature and membrane cut-off in the clarification of acid whey using UF and MF ceramic membranes. In addition, the effect of scaled-up and the operation mode on the clarification process were studied.

## 2. Methodology

### 2.1 Materials and inputs

The acid whey was obtained by the production of stretched-curd cheese. This whey was deproteinized (heated up to 100°C for 15 min), skimmed and pre-filtered with canvas, the native pH was between pH 4.5 – 5. The filtrations were completed using tubular mono-channel ceramic membranes TAMI® (Nyons, France), cut-off 0.2 µm, 300 kDa, 150 kDa, and 50 kDa; 0.14 m (0.00307 m<sup>2</sup>) and 1 m length (6 membranes, 0.132 m<sup>2</sup>). Kjeldahl tablets Merck®, H<sub>2</sub>SO<sub>4</sub> 98% w/w, and HNO<sub>3</sub> 65% w/w J.T. Baker, NaOCl 5.25% w/v, and NaOH flakes for washing membranes.

### 2.2 Filtration procedure

Micro and ultrafiltration experiments were carried out in a laboratory filtration pilot reported by Díaz-Arenas et al. (20). These filtrations were developed in two phases, the first phase was performed with membranes of cut-off 0.2 µm, 0.14 m length and  $V_{feed}$  of 5 L. The effect of temperature and cut-off was evaluated in this phase. Temperature was studied at 50°C and 70°C,  $\Delta PTM$  2 bar and 120 min of filtration, conditions that were already reported by other authors (17,21); except for 70°C which was defined considering that this temperature had not been evaluated in the literature and it is close to pasteurization temperature. On the second phase, membrane cut-off, 50, 150 and 300 kDa, were evaluated with the previous phase conditions and

the temperature that reported the best results. The retentate and permeate were recirculated in all filtrations (total recirculation).

Two different approaches were evaluated separately. The first one was the fouling and productivity as a function of temperature (using a membrane cut-off of 0.2 µm), and the second one was the retention capacity using different membranes cut-off (300, 150, and 50 kDa) at the same temperature tests. Statistical analysis was carried out to identify significant differences through ANOVA and Tukey test using the Minitab Statistical Software trial version.

The temperature and membrane cut-off conditions that gave the best results with respect to permeability and yield were selected to scale-up the process in the next stage. In this part of the study, ceramic membranes of 1 m length, filtration area 0.13195 m<sup>2</sup> (6 membranes) were used. Experiments were carried out considering three operations modes: total recirculation, batch, and fed-batch. The first one was about filtrations with 10 L of whey-fed, at total recirculation to keep concentration constant, during 120 min; with the aim to filter higher volumes and evaluate the process scaled-up. For the second one, whey was filtered at volume and concentration variables (batch); in this case, the aim was to study the permeability and the characteristics of permeate variation as a function of the solids concentration in the retentate. The fed volume was 28 L without permeate recirculation until achieving a volume reduction factor (VRF) of 5 (13, 17, 19). Finally, the filtration in fed-batch mode was carried out to assess the influence of solids concentration on the membrane permeability. To achieve this, the permeate obtained by filtration was not recirculated and new whey was fed to the process, keeping constant the volume (10 L), filtering approximately 50 L. Each filtration was performed in duplicate.

## 2.3 Quantification methods

The retentates and permeates obtained during filtrations were characterized by: % dry matter (A.O.A.C 990.19); % proteins (A.O.A.C 991.20), % ashes (A.O.A.C 923.03), % fat (A.O.A.C 2000.18), % Ca (A.O.A.C 927.02), % P (A.O.A.C 965.17), acidity (A.O.A.C 16.023), °Brix (portable refractometer Fisher No. 13 964 74C, 0-90%) and turbidity (turbidimeter HI 98703 Hanna®). The permeate flux was determined with the volume recovered at the time. The retention percentage was determined in the Ec. (1) with the ratio:

$$\%Ret = \frac{C_{0,i} - C_{p,i}}{C_{0,i}} * 100 \quad (1)$$

Where  $C_{0,i}$  is the initial concentration of component  $i$  and  $C_{p,i}$  is the concentration of component  $i$  in permeate

## 3. Results and discussion

### 3.1 Composition whey

Table 1 shows the initial composition of untreated whey which presents an acidic character (pH=4.86); similar to Souza et al. (8) and Lakstina et al. (6), who reported values between pH 4.5 - 5.1.

**Table 1.** Initial characteristics of whey used in this research work. Data in % w/w and dry basis. \*Average deviation

pH	°Brix	Dry Matter	Ashes	Proteins	Fat	Lactose	Lactic Acid	Calcium	Phosphor	Turbidity [NTU]
4.86	5.5	5.83±0.1	8.92±0.14	7.72±0.12	<1.7	70.1±1.1	5.16±0.1	0.86±0.01	0.69±0.01	1710±30

Measurement uncertainty: pH ± 0.05; °Brix ± 1; Dry matter ± 0.01; Ashes ± 0.04; Proteins ± 0.04; Fat ± 0.58; Turbidity ± 10 NTU. Source: own elaboration

The protein and ashes content showed in Table 1 are lower than Souza et al. (8) and Lakstina et al. (6), who reported 13.1 and 14.8% w/w of protein, respectively, and for ashes 8.8 and 13.0% w/w, respectively. For dry matter content, the value reported is similar to Lakstina et al. (6) with 5.4% w/w but is lower than Souza et al. (8) who reported 6.5% w/w. This difference might be due to several factors such as kind of milk, the type of cheese elaborated and the skimmed process.

In addition, this whey comes from a ricotta elaboration process which promotes the precipitation of remaining protein by heating (between 90 – 100°C) to reduce the solids content, which is composed of mostly proteins, and minerals associated with these (22). The initial whey was skimmed to remove fat and reduce the membrane fouling, which accounts for the low content of fat. However, Souza et al. (8) and Lakstina et al. (6) also showed a low-fat

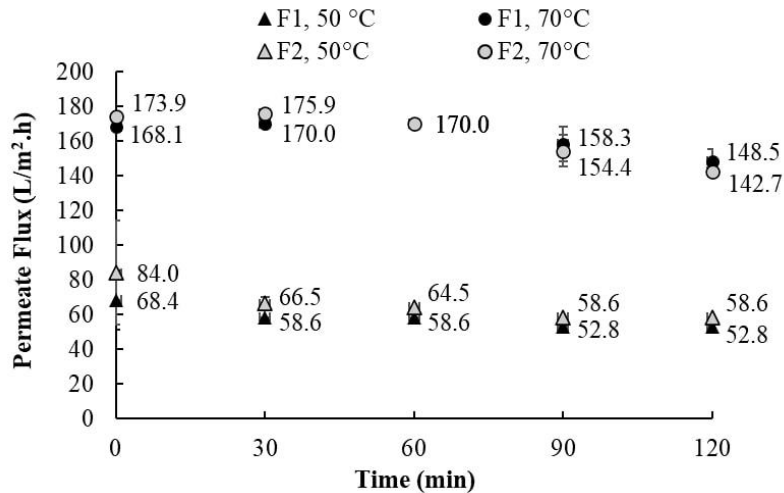
content at 7.4 and 1.85% w/w, respectively. According to Table 1, the potential of this sub-product in the food industry can be seen because of its components. Sport-drinks may possibly way to value acid whey because of the presence of components like sugar and mineral salts that are necessary to recover energy and electrolytes wasted during exercise (11,23). In addition, these kinds of drinks have an acidity similar to whey (pH of 3, approximately). However, this by-product has high turbidity values, therefore, a clarification step is necessary

### 3.2 Analysis of the effect of the temperature on the filtration with membranes

Figure 1 shows the permeate flux values obtained during the filtrations at 50°C and 70°C and ΔTMP of 2 bar. It shows that for both temperatures evaluated, the permeability decreases with time due to the fouling of the membrane (formation of deposits, adsorption, and pores blocking by proteins), because of work pressure and heat treatment (24-26). However,

for both temperatures the permeate flux stabilized before 2 h of filtration ( $55.7 \pm 3.4$  L/m<sup>2</sup>.h) at 50°C and 70°C ( $151.0 \pm 6.8$  L/m<sup>2</sup>.h) similar to Acosta and Ríos (27) and Díaz-Arenas et al. (20) for the same filtration pilot and

membranes (cut-off of 0.2µm), but with different feedstock (raw bovine blood and cassava starch hydrolysates, respectively).



**Figure 1.** Acid whey permeability using 0.2 µm membranes cut-off at 50°C and 70°C,  $\Delta PTM = 2$  bar,  $Re = 82958$  and  $Q_{feed} = 0.3$  L/s. F1= Filtration 1, F2= Filtration 2. \*Standard deviation. Source: own elaboration

That indicates that after some filtration time (90-120 min), a stabilization phenomenon is presented in the membrane (28). This behavior is confirmed statistically with no significant differences for each permeate flux from 90 min to 120 min ( $p > 0.05$ ).

For permeability at 70 °C, there are no values reported in the literature, however, it was larger than the reported at 50 °C in more than 160%, and regard for Souza et al. (8) also at 50 °C in more than 40%. This indicates that at higher temperatures, the permeability increases (8,19). Making a statistical comparison between temperatures (Tukey test) confirms statistical differences between both flux. Likewise, the recovery of membrane water permeability, using the same protocol, was better for membranes used at 70°C (64%, water permeability recovered) than the membranes used at 50°C (38%).

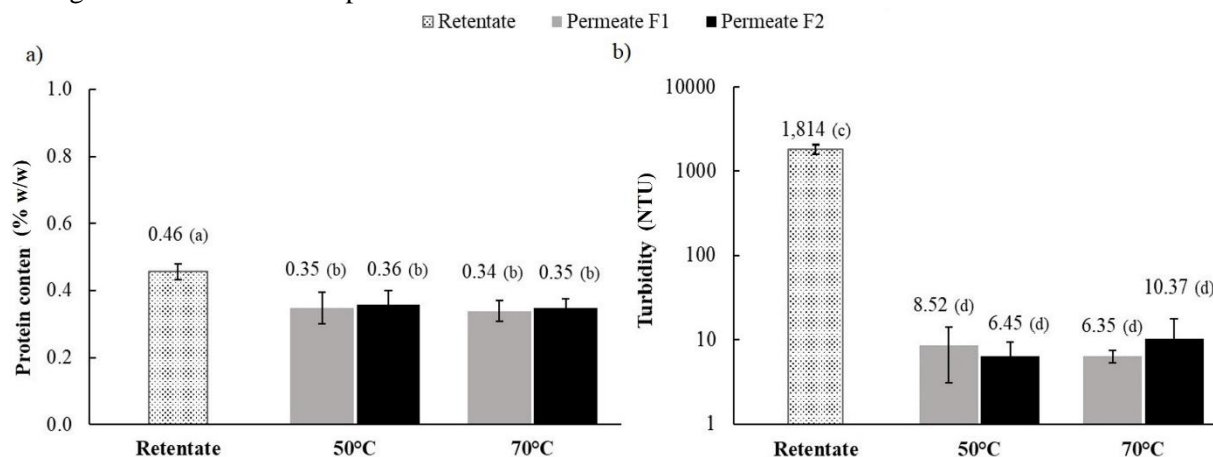
Figure 2 shows the average values obtained for protein and turbidity, during 2 h of filtration,

with the respective standard deviation. Figure 2a shows the content of proteins in the retentates and the permeates for the filtrations at 50 and 70 °C, where the protein content decrease in permeates can be seen (significant decrease according to statistical analysis – Tukey test), achieving protein retention of 24 and 26%, respectively. Similar to this study, Camacho (2) reported retention of 25% for whey (pH between 5.55 and 5.9) using ceramic membranes cut-off of 0.2 µm, at 30 °C and  $\Delta PTM$  of 2 bar. This decrease in protein content (permeate) corresponds to the retention of caseins still present in whey, and serum proteins that precipitate due to the effect of temperature (29).

Figure 2b, corresponding to turbidity, shows similar behavior for permeates and retentates in both temperatures. However, the data between retentates and permeates presents notable differences (according to statistical analysis – Tukey test), with turbidity reduction above 99%. This is associated with the retention of insoluble

proteins (caseins and serum proteins denatured) as was mentioned previously. González and Molina (22) affirm in their research that for filtrations of semi-skimmed milk that caseins are responsible for high turbidity values. The °Brix reading for retentates and permeates did not

show important differences between them, both values were between 5 and 6 °Brix (instrument deviation reading, 1 °Brix). For ashes content values (related to mineral salts) for both retentates and permeates were close.



**Figure 2.** Content of a) Proteins and b) Turbidity for retentate and permeate with 0.2  $\mu\text{m}$  membrane cut-off at 50°C and 70°C,  $Re = 82958$  and  $Q_{feed} = 0,30$  L/s during 2 h of filtration. F1 = Filtration 1, F2 = Filtration 2. \*Standard deviation. Means that do not share the same letter are significantly different. Source: own elaboration

The retentate was  $0.53 \pm 0.02\%$  w/w and the permeate  $0.49 \pm 0.03\%$  w/w, with a retention of 8%. Barukčić et al. (30) reported calcium salts retention of 7% for sweet whey (pH of 6.5), using membranes cut-off of 0.1, 0.5, and 0.8  $\mu\text{m}$ , due to minerals associated with proteins (29). Even though protein and turbidity were very similar at both 50 and 70 °C in permeates (no significant difference, Tukey test), permeability at 70 °C was superior. Therefore, the temperature chosen to evaluate the influence of membrane cut-off in acid whey filtrations was 70°C.

### 3.3 Influence of membranes cut-off on permeate characteristics

Figure 3 shows the permeate flux behavior at 70°C for molecular weight cut-off of (a) 300 kDa, b) 150 kDa, and c) 50 kDa. As well as in the previous section, permeability became stable before 2 h of filtration (there were no significant differences for each permeate flux from 90 min to 120 min,  $p > 0.05$ ). The average permeate flux

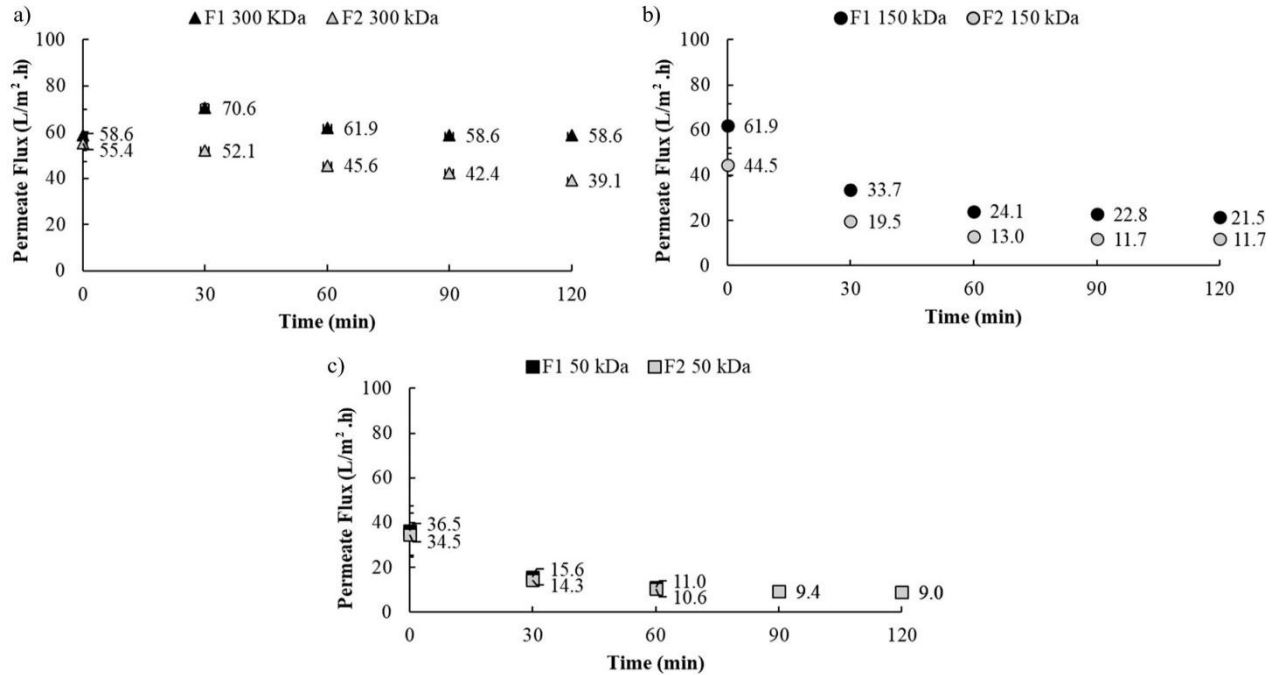
values were  $49.7 \pm 10.4$  L/m<sup>2</sup>.h for 300 kDa;  $16.9 \pm 6.0$  L/m<sup>2</sup>.h for 150 kDa and  $9.2 \pm 0.2$  L/m<sup>2</sup>.h, for 50 kDa), a similar trend to 0.2  $\mu\text{m}$  membrane.

According to Figure 3, permeate flux decreased with filtration time and molecular weight cut-off. The reduction of permeability can be justified with the same reasons used for the membrane cut-off of 0.2  $\mu\text{m}$ . However, the permeability losses in these membranes were larger than 0.2  $\mu\text{m}$  cut-off, due to the closeness between the membrane's cut-off and serum proteins' molecular weight ( $\beta$ -Lactoglobulin, 18 kDa;  $\alpha$ -Lactalbumin, 14 kDa; BSA, 69 kDa; Lactoferrin, 78 kDa and Immunoglobulin, 150-1000 kDa and Immunoglobulin, 150-1000 kDa (31)).

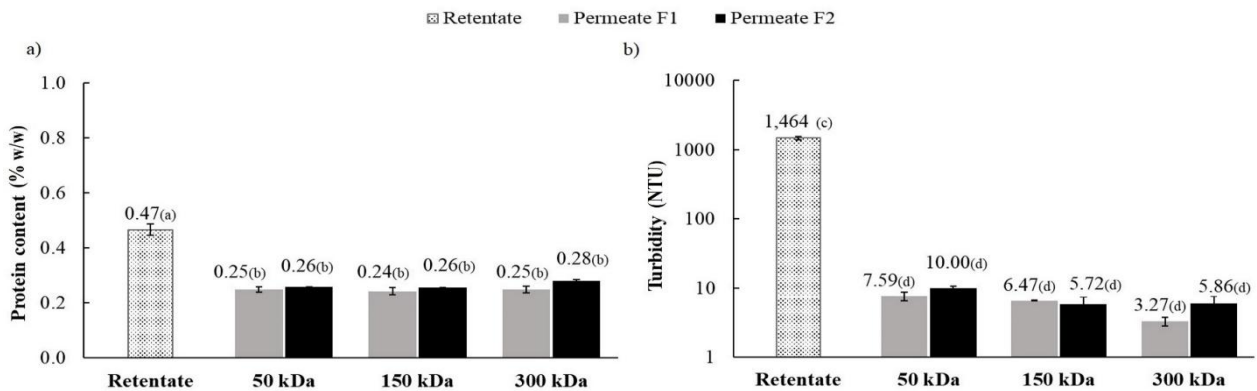
Considering the statistical analysis for the average permeate flux for all membranes cut-off (Tukey test), where the means showed a significant difference between 0.2  $\mu\text{m}$  regarding 300, 150, and 50 kDa, it is possible to affirm that

the membrane with the best permeability was 0.2  $\mu\text{m}$  ( $163.2 \pm 11.4 \text{ L/m}^2 \cdot \text{h}$ ), being superior to the average permeate flux of 300, 150, and 50 kDa, in 200, 500 and 900%, respectively (values at  $70^\circ\text{C}$ ).

Some authors also reported permeate flux for 300, 150 and 50 kDa molecular weight cut-offs at  $30^\circ\text{C}$  and  $\Delta\text{PTM}$  of 1-3 bar (2,18,31). Almécija et al. (31) reported a lower permeate flux for 300 kDa membrane cut-off ( $25 \text{ L/m}^2 \cdot \text{h}$ ) than this study ( $54.3 \pm 9.6 \text{ L/m}^2 \cdot \text{h}$ ).



**Figure 3.** Permeability of acid whey using ceramic membranes for molecular weight cut-offs of a) 300 kDa, b) 150 kDa, c) 50 kDa, at  $70^\circ\text{C}$ ,  $\Delta\text{PTM} = 2 \text{ bar}$ ,  $Re = 78216$  and  $Q_{feed} = 0.27 \text{ L/s}$ , during 2 h of filtration. F1= Filtration 1, F2= Filtration 2. \*Standard deviation. Source: own elaboration



**Figure 4.** a) Protein content and b) Turbidity in retentate and permeate, obtained at  $70^\circ\text{C}$ ,  $\Delta\text{PTM} = 2 \text{ bar}$ ,  $Re = 78216$  and  $Q_{feed} = 0.27 \text{ L/s}$ , during 2 h of filtration. F1= Filtration 1, F2= Filtration 2. \*Standard deviation. Means that do not share the same letter are significantly different. Source: own elaboration

This is because of the differences in the filtration temperature used. Muro-Urista et al. (18) and Camacho (2) obtained higher permeate flux for 150 and 50 kDa, (37.7 and 38.5 L/m<sup>2</sup>.h, respectively) than that obtained in this study (26.5±16.1 and 15.9±10.6 L/m<sup>2</sup>.h for 150 and 50 kDa, respectively), as a result of the precipitation of proteins at high temperatures (29) which are deposited on the membrane surface causing the flux reduction.

Figure 4 presents protein and turbidity results obtained at 70°C for different membrane cut-off. For protein content (Figure 4a), all permeates presented similar characteristics (no significant difference according to Tukey test). Therefore, the retention percentage was similar in all membranes (300, 150 and 50 kDa), with values between 40-49% (protein values between retentate and permeate were statistically different, Tukey test); unlike the 0.2 µm membrane that presented protein retention between 24-26%. In these membranes, protein retention was almost double, due to the molecular weight cut-off of the membranes that can retain a portion of serum proteins, mainly the larger ones like immunoglobulins (146 - 163 kDa) (32)

Despite the increase in protein retention for membranes cut-off of 300, 150 and 50 kDa with respect to 0.2 µm, several proteins are still able to pass through it, possibly serum proteins like β-Lactoglobulin and α-Lactalbumin, which are smaller than the membrane cut-off. Almécija et al. (31) report molecular weight for these two proteins to be 18 and 14 kDa, respectively. For protein retention, Steinhauer et al. (17) obtained retention values near to 60%, using ceramic membranes with a 0.1 µm cut-off (similar to those found for 300 kDa cut-off membranes) at 50°C, retention values that are higher than those obtained in this work. This may be for several

reasons, the first one is related to differences in the physical characteristics of the membranes used. Additionally, the temperature (higher for this study), which affects the spatial structure of proteins, can facilitate the passage of proteins through the membrane (18,33). For ceramic membranes of 150 and 15 kDa, Muro-Urista et al. (18) obtained protein retentions of 55.98% and 63.06%, respectively (at 35°C and ΔPTM = 2 bar). As can be seen, this also occurred in this study where the retention for 150 and 50 kDa was similar.

According to Figure 4b, the turbidity reduction in permeates was above 99% in all cases (significant difference between permeate and retentate, Tukey test), as well as the 0.2 µm cut-off membrane. As mentioned previously, caseins and denatured proteins are responsible for high turbidity values.

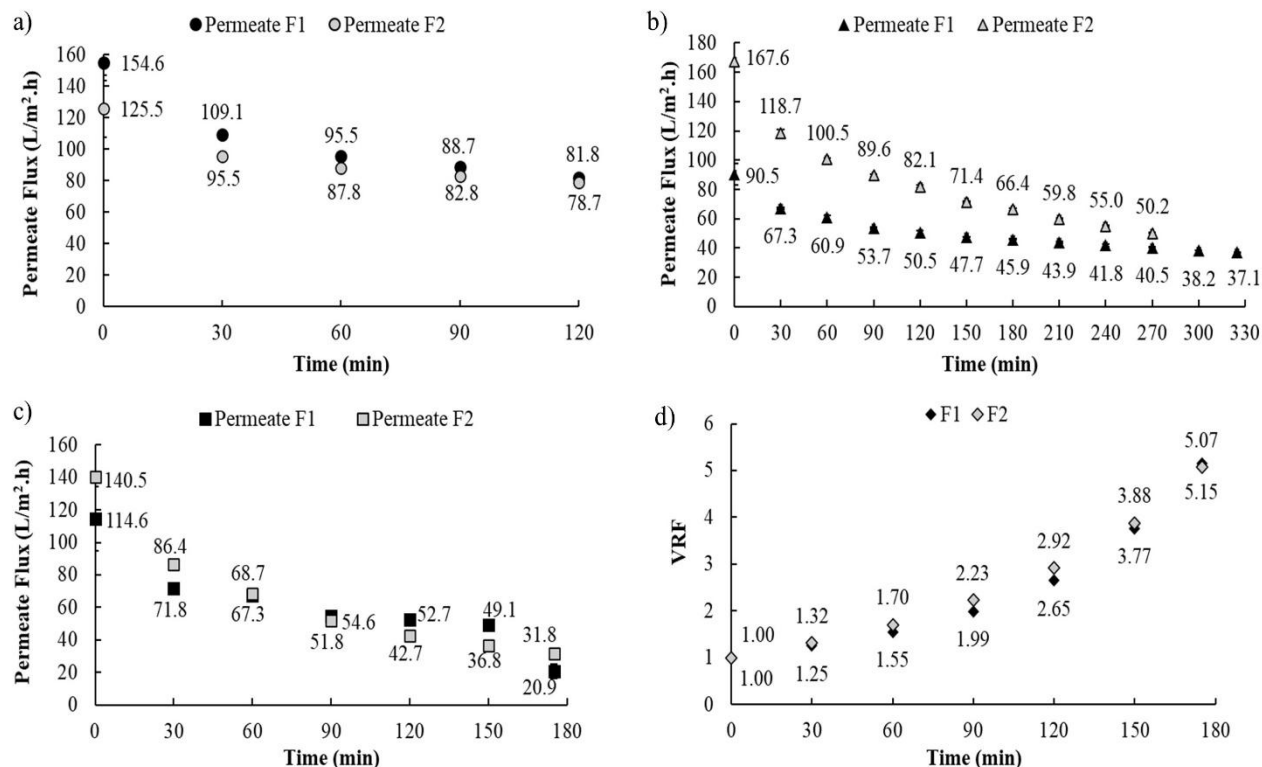
In all filtrations, the retentate and permeate were between 5 and 6 °Brix. As mentioned above, this increase is not conclusive because of the instrument deviation. The ashes content for retentate was 0.56±0.02% w/w and 0.54±0.04% w/w for permeate, which shows that their passage through the membranes is not being affected, like with the 0.2 µm membrane.

According to these results, scaling-up the filtration process with a 0.2 µm membrane is the best option because the permeability was higher (more productivity) compared with 300, 150 and 50 kDa membranes. Although the retention of proteins for 0.2 µm was 50% lower, this is not relevant because this whey is low in proteins in addition to the turbidity reduction being above 99% for all membranes.

### **3.4 Evaluation of scaled-up filtration process and operation mode on membrane filtration characteristics**

Figure 5 presents the permeate flux behavior for the scaled-up filtration system using 0.2  $\mu\text{m}$

membranes cut-off. The operation modes evaluated were: Total recirculation (Figure 5a),



**Figure 5.** Permeability of acid whey for different operating modes a) Total recirculation, b) Fed-batch and c) Batch d) Volumen reduction factor (VRF) during Batch operation, using ceramic membrane of 1 m length and cut-off of 0.2  $\mu\text{m}$  at 70°C,  $\Delta\text{PTM}= 2$  bar,  $Re= 25942$  and  $Q_{feed}= 0.78$  L/s. F1= Filtration 1, F2= Filtration 2.. Source: Own elaboration:

Fed-Batch (Figure 5b), and Batch (Figure 5c,d). The characteristics of permeates and retentates obtained from each operation mode are shown in Table 2.

For Total recirculation (Figure 5a), the loss of permeate flux was 43% higher than that presented in section 3.2 for a minor scale (15%) at 70°C, and the same membrane cut-off. This is due to turbulence regime changes in the filtration system. The Reynolds for the scaled-up system was 3.2 times lower than the non-scaled-up ( $Re_2=25942$  and  $Re_1=82958$ ). A minor Reynolds number causes a reduction of the dragging forces, making more difficult the

passage of whey components through the membranes. In other words, the membrane fouling increases and the retention of protein with it (22). That is the reason why the retention of protein for the scaled-up system was higher than the non-scaled-up (41 and 26%, respectively).

In Batch mode operation (Figure 5c) an average volume reduction factor (VRF) of 5 (Figure 5d) was achieved. The average permeate flux was  $56.9 \pm 22.5$  L/m<sup>2</sup>.h, with a reduction in its value of 70% in 3 h. The reduction in the permeate flux is related to viscosity (increase) and solute accumulation (proteins) on the membrane

surface. This increases the fouling resistance and the reduction of the permeate flux (13,19). Atrá et al. (19) and Steinhauer et al. (17) obtained lower productivity (20-30 L/m<sup>2</sup>.h) for the same VRF, because of the smaller cut-off membrane and feed flow rate used (8-10 kDa; 0.05-0.11 L/s, respectively).

Despite the retention of protein achieved by Atrá et al. (19) was considerable higher (93-100%), the protein content in retentate was between 8 and 10% w/w. In the present research work, a 68% protein retention was obtained, but a lower protein content too (1.09±0.32% w/w, Table 2). This shows the impact of the pretreatment applied in this study in the protein reduction content.

In Fed-Batch mode operation (Figure 5b), the permeabilities decreased 59-70%, and it was possible to filter 50 L of acid whey in approximately 5 h (67.2±31.3L/m<sup>2</sup>.h). In Batch mode operation, it was possible to treat 28 L in 3h (56.9±22.5L/m<sup>2</sup>.h) with a permeability reduction of 70%. These results indicate that more acid whey could be filtered in Fed-Batch mode, because of the whey solution that is constantly fed to the process, avoiding a fast increase in solids concentration in the feed tank. Protein retention in Fed-Batch mode operation was 61%, close to Batch mode (statistically, there was no difference,  $p>0,05$ ). In all cases, the membrane permeability was recovered using the washing membranes protocols established by the research group.

A linear adjustment of the data (from 90 min) was made for all operation modes and the slope value was determined (related to the loss of permeability per unit time - m<sup>2</sup>.L/h<sup>2</sup>). To compare the slope value between each operation mode, a Tukey test was carried out and it was found that the rate of change in the permeability of Total Recirculation and Fed-Batch mode (-0.182±0.032 and -0.144±0.053, respectively) did

not present significant differences between them, but they were different to the Batch mode (-0.396±0.058). It confirms that exists a significant permeability loss in the Batch mode, and the Fed-Batch mode was more productive due to the slow increase of solids concentration in the retentate, avoiding membranes fouling quickly, as mentioned above.

Table 2 shows the characteristics of permeates and retentates obtained from each operation mode. The protein content in permeates remained stable during the experiments for the three operating modes evaluated (there were no statistical differences between initial and final permeate values,  $p>0.05$ ). Similar results were obtained for °Brix and the ashes content, indicating that the related compounds were not retained on the membranes.

Regarding the retentate, protein content, dry matter, and turbidity increased with respect to permeate due to protein retention, as was mentioned previously; however, the final protein content in retentate was different between operation modes. In Total Recirculation mode, there was no concentration in retentate, thus, the protein content did not change. But in Batch and Fed-Batch mode occurred a concentration process, which explains why the final protein content increased in the retentate.

Concerning turbidity, the reduction was above 99% for Total recirculation, 88-99% for Batch and 97-99% for Fed-Batch mode operation. The differences in values for Batch and Fed-Batch were due to the large quantities of whey fed, that forced to feed different whey batches during the experiments. However, permeate characteristics were not affected by the turbidity variation in the whey fed (there were no statistical differences in permeates,  $p>0.05$ ).

**Table 2.** Retentate and permeate composition for different operation modes: Total recirculation, Batch and Fed-batch, using ceramic membrane of 1 m length and cut-off of 0.2  $\mu\text{m}$  at 70°C,  $\Delta\text{PTM} = 2$  bar,  $Re = 25942$  and  $Q_{\text{feed}} = 0.78$  L/s. F1 and F2 corresponded to Filtration 1 and 2.

Total Recirculation		Protein (%w/w)		Dry matter (%w/w)		°Brix		Ashes (%w/w)		Turbidity (NTU)	
		F1	F2	F1	F2	F1	F2	F1	F2	F1	F2
Retentate	Initial	0.24	0.23	5.21	5.02	5	5	0.43	0.44	3.43	3.26
	Final	0.27	0.26	5.44	5.26	5	5	0.51	0.54	6.05	4.88
	Initial	0.43	0.40	5.49	5.28	5	5	0.47	0.51	1,515	1,500
	Final	0.44	0.44	5.99	5.79	6	6	0.51	0.54	1,855	2,015
Batch		Protein (%w/w)		Dry matter (%w/w)		°Brix		Ashes (%w/w)		Turbidity (NTU)	
		F1	F2	F1	F2	F1	F2	F1	F2	F1	F2
Retentate	Initial	0.30	0.29	5.26	5.27	5	5	0.49	0.54	7.7	5.84
	Final	0.34	0.37	6.29	6.02	6	6	0.50	0.53	11.3	6.46
	Initial	0.41	0.41	5.82	5.5	6	5	0.57	0.47	66	1,150
	Final	1.05	1.12	7.28	7.09	7	7	0.60	0.55	560	12,550
Fed-Batch		Protein (%w/w)		Dry matter (%w/w)		°Brix		Ashes (%w/w)		Turbidity (NTU)	
		F1	F2	F1	F2	F1	F2	F1	F2	F1	F2
Retentate	Initial	0.36	0.31	5.38	5.62	5	5	0.52	0.55	2.8	4.3
	Final	0.37	0.39	5.98	5.88	6	5	0.58	0.54	8.2	5.5
	Initial	0.46	0.42	5.77	5.73	5	5	0.57	0.58	107	598
	Final	0.97	0.98	6.96	6.76	6	7	0.64	0.58	1,480	10,025

Source: own elaboration

## 4. Conclusions

This research work evaluates the effect of temperature, membrane cut-off, and operation mode in the clarification process of acid whey using UF and MF ceramic membranes. Three operations modes were studied: total recirculation, batch, and fed-batch. Based on the obtained results about acid whey, it was found that the permeability at 70 °C was higher at 50°C, approximately 3 times for the same membrane cut-off (0.2 µm), without affecting the recovery of water permeability for the membranes used in the filtration. The permeability presented a stable behavior during the filtration at the studied temperatures. It is necessary to emphasize that the literature does not report studies about acid-whey membrane filtration at 70°C. Protein retention using membranes with 0.2 µm membrane cut-off was lower (the half), compared to the other membranes cut-off studied. However, the turbidity reduction was above 99% and achieved higher productivity by more than 40%.

The Fed-Batch operation mode presented a better performance allowing the processing of higher volumes of acid whey. This is due to less fouling of the membranes in comparison to the Batch operation mode. It shows that the Fed-Batch mode is an alternative for acid whey filtration. It should be noted that permeates also showed low turbidity values during the whole study (<12 NTU), despite the fluctuating turbidity values in the feed, which in some cases were higher than 12,000 NTU. The permeate characteristics obtained in terms of turbidity, lactose, and salt content would allow use in products such as sports drinks, bakery products, and acid lactic production, extending the possibilities for exploiting this by-product.

## 5. Financing statement and/or acknowledgements

We gratefully acknowledge the Colombian Ministry of Science, Technology, and Innovation Minciencias and the Universidad Industrial de Santander (UIS) for funding support and the Servicio Nacional de Aprendizaje (SENA) for supplying the acid whey required in this project.

## 6. References

- (1) Correia M, Cardarelli H. Mozzarella Cheese Stretching: A Minireview. *Food Technology & Biotechnology*. 2021 mar; 59(1): 82 – 91. Available on: doi: 10.17113/ftb.59.01.21.6707.
- (2) Camacho M. Obtención de un concentrado proteico del suero de leche de vaca utilizando tecnología de membranas [Tesis pregrado en internet]. Quito: Esucela Politécnica Nacional; 2009. 135 p. Available on: <https://bibdigital.epn.edu.ec/handle/15000/1657>.
- (3) United States Department of Agriculture. (USDA), Dairy: World Markets and Trade, Dairy Production and Trade Developments; 2021 dic. Available on: <https://apps.fas.usda.gov/PSDOnline/Circulars/2021/08/Dairy.pdf>
- (4) United States Department of Agriculture. (USDA), Dairy: World Markets and Trade, Dairy Production and Trade Developments; 2022 jul. Available on: <https://apps.fas.usda.gov/psdonline/circulars/dairy.pdf>
- (5) Asunis F, Gioannis G, Dessi P, Isipato M, Lens P, Muntoni A, Poletini A, Rossi R, Spiga D. The dairy biorefinery: Integrating treatment processes for cheese

- wey valorisation. *Journal of Environmental Management*. 2020 dic; 276:111240. Available on: <https://doi.org/10.1016/j.jenvman.2020.111240>.
- (6) Lakstina J, Aboltina I, Vanaga L, Ciprovica I, Jonkus D, Zagorska J, Cinkmanis I. The Novel Solution for Acid Whey Permeate Application in Animal Feeding, *Rural Sustainability Research*. 2020 dic; 44(339):1-7. Available on: <https://doi.org/10.2478/plua-2020-0011>
- (7) Bosco F, Carletto R, Marmo L. An integrated cheese whey valorization process. *Chem. Eng. Trans.* 2018; 64:379 – 384. Available on: <https://doi.org/10.3303/CET1864064>.
- (8) Souza R, Gimenes M, Costa S, Müller C. Eliminación de grasas del suero de queso para obtener proteínas y lactosa. *Inf. Tecnol.* 2008; 19(2):41–50. Available on: [doi:10.4067/S0718-07642008000200006](https://doi.org/10.4067/S0718-07642008000200006).
- (9) Drabowski W, Zylka R, Malinowski P. Evaluation of energy consumption during aerobic sewage sludge treatment in dairy wastewater treatment plant. *Environ. Res.* 2017 feb; 15:135–139. Available on: <https://doi.org/10.1016/j.envres.2016.12.001>.
- (10) Ahmad T, Aadil R, Ahmed H, Rahman U, Soares B, Souza S, Pimentel T, Scudino H, Guimaraes J, Esmerino E, Freitas M, Almada R, Vendramel S, Silva M, Cruz A. Treatment and utilization of dairy industrial waste: a review. *Trends Food Sci.* 2019 jun; 88:361 – 372. Available on: <https://doi.org/10.1016/j.tifs.2019.04.003>.
- (11) Parra R. Lactosuero: importancia en la industria de alimentos. *Rev. Fac. Nac. Agron. Medellín.* 2009 abr; 62:4967–4982.
- (12) Simanca J, Arteaga M, Pérez M, Soto Y, Salcedo M. Characterization and study of spontaneous fermentation of fermented milk product (suero costeño) produced in Montería. *Rev. Mvz Córdoba.* 2010 ene; 15(1):1944–1953.
- (13) Baldasso C, Barros T, Tessaro I. Concentration and purification of whey proteins by ultrafiltration. *Desalination.* 2011 sep; 278(1-3):381–386. Available on: [doi:10.1016/j.desal.2011.05.055](https://doi.org/10.1016/j.desal.2011.05.055).
- (14) Schiffer S, Adekunle B, Matyssek A, Hartinger M, Kulozik U. Effect of pre-heating prior to low temperature 0.1 µm-Microfiltration of milk on casein-whey protein fractionation. *Foods.* 2021 may; 10(5):1090. Available on: <https://doi.org/10.3390/foods10051090>.
- (15) Hinkova A, Bubnik Z, Henke S, Pour V, Zidova P, Sarka E, Hassan N, Kadlec P. Cheese whey tangential filtration using tubular mineral membranes. *Chemical Papers.* 2016; 70(3):325–332. Available on: <https://doi.org/10.1515/chempap-2015-0191>.
- (16) Parashar A, Jin Y, Mason B, Chae M, Bressler D. Incorporation of whey permeate, a dairy effluent, in ethanol fermentation to provide a zero waste solution for the dairy industry. *J. Dairy Sci.* 2016 mar; 99(3):1859–1867. Available on: [doi:10.3168/jds.2015-10059](https://doi.org/10.3168/jds.2015-10059).
- (17) Steinhauer T, Schwing J, Krauß S, Kulozik U. Enhancement of ultrafiltration-performance and improvement of hygienic quality during the production of whey concentrates. *Int. Dairy J.* 2015a ene;

- 45:8–14. Available on: doi:10.1016/j.idairyj.2015.01.010.
- (18) Muro-Urista C, Díaz-Nava C, García-Gaitán B, Zavala-Arce R, Ortega-Aguilar R, Álvarez-Fernández R, Riera-Rodríguez F. Recuperación de los componentes del lactosuero residual de una industria elaboradora de queso utilizando membranas. *Afinidad*. 2010; 67(547):212–220. Available on: <http://www.raco.cat/index.php/afinidad/article/view/269148>.
- (19) Atra R, Vatai G, Bekassy-Molnar E, Balint A. Investigation of ultra- And nanofiltration for utilization of whey protein and lactose. *J. Food Eng.* 2005 abr; 67(3):325–332. Available on: doi:10.1016/j.jfoodeng.2004.04.035.
- (20) Díaz-Arenas G, Ramos-González D, Muvdi-Nova C. Estudio del proceso de producción en continuo de hidrolizados de almidón de yuca integrando hidrólisis enzimática y clarificación con membranas. *Vitae*. 2017 dic; 24(2):25–34. Available on: <https://aprendeenlinea.udea.edu.co/revistas/index.php/vitae/article/view/26521/20787057>.
- (21) Barukčić I, Božanić R, Kulozik U. Influence of process temperature and microfiltration pre-treatment on flux and fouling intensity during cross-flow ultrafiltration of sweet whey using ceramic membranes. *Int. Dairy J.* 2015 dic; 51: 1–7. Available on: doi:10.1016/j.idairyj.2015.07.002.
- (22) González J, Molina G. Evaluación de la concentración de leche fresca por filtración con membranas como estrategia para el mejoramiento en el esquema de producción de quesos hilados [Tesis pregrado], Universidad Industrial de Santander; 2016. 46 p. Available on: [http://tangara.uis.edu.co/biblioweb/pags/c at/popup/pa\\_detalle\\_matbib.jsp?parametros=178201|%20|5|24](http://tangara.uis.edu.co/biblioweb/pags/c at/popup/pa_detalle_matbib.jsp?parametros=178201|%20|5|24).
- (23) Londoño M, Sepúlveda J, Hernández A, Parra J. Bebida fermentada de suero de queso fresco inoculada con *Lactobacillus casei*. *Rev. Fac. Nac. Agron. Medellín*. 2008 may; 61(1):4409–4421.
- (24) Goulas A, Grandison A. Applications of Membrane Separation, in: *Adv. Dairy Sci. Technol.*, Blackwell Publishing Ltd, Oxford, UK; 2008: pp. 35–74. Available on: doi:10.1002/9780470697634.ch2.
- (25) Wen-Qiong W, Yun-Chao W, Xiao-Feng Z, Rui-Xia G, Mao-Lin L. Whey protein membrane processing methods and membrane fouling mechanism analysis. *Food Chemistry*. 2019 Ago; 289:468 – 481. Available on: <https://doi.org/10.1016/j.foodchem.2019.03.086>
- (26) D’Souza N, Mawson A. Membrane cleaning in the dairy industry: A review. *Crit. Rev. Food Sci. Nutr.* 2007 ene; 45(2): 125–134. Disponible en: doi:10.1080/10408690490911783.
- (27) J. Acosta Camacho, S. Rios Morales. Aplicación de las técnicas con membranas de microfiltración y ultrafiltración para la clarificación y fraccionamiento de sangre de bovino e hidrolizada [Tesis pregrado], Universidad Industrial de Santander; 2013. 49 p. Available on: [http://tangara.uis.edu.co/biblioweb/pags/c at/popup/pa\\_detalle\\_matbib.jsp?parametros=166779|%20|2|](http://tangara.uis.edu.co/biblioweb/pags/c at/popup/pa_detalle_matbib.jsp?parametros=166779|%20|2|)
- (28) Prieto M, Carrillo A, Rodríguez M. Ensayos preliminares de microfiltración

- directa para potabilización de aguas superficiales en la Sabana de Bogotá. *Rev. Ing.* 2005 nov; 22:133–141. Available on: <http://www.redalyc.org/articulo.oa?id=121014219015>.
- (29) Steinhauer T, Hanély S, Bogendörfer K, Kulozik U. Temperature-dependent membrane fouling during filtration of whey and whey proteins. *J. Memb. Sci.* 2015c oct; 492:364–370. Available on: doi:10.1016/j.memsci.2015.05.053.
- (30) Barukčić I, Božanić R, Kulozik U. Effect of pore size and process temperature on flux, microbial reduction and fouling mechanisms during sweet whey cross-flow microfiltration by ceramic membranes. *Int. Dairy J.* 2014 nov; 39(1):8–15. Available on: doi:10.1016/j.idairyj.2014.05.002.
- (31) Almécija M, Ibáñez R, Guadix A, Guadix E. Effect of pH on the fractionation of whey proteins with a ceramic ultrafiltration membrane. *J. Memb. Sci.* 2007 feb; 288(1-2):28–35. Available on: doi:10.1016/j.memsci.2006.10.021.
- (32) Heidebrecht H, Toro-Sierra J, Kulozik U. Concentration of Immunoglobulins in microfiltration permeates of skim milk: Impact of transmembrane pressure and temperature on the IgC transmission using different ceramic membrane types and pore sizes. *Foods.* 2018 jun; 7(7): 101. Available on: <https://doi.org/10.3390/foods7070101>
- (33) Steinhauer T, Marz M, Bogendörfer K, Kulozik U. Membrane fouling during ultra- and microfiltration of whey and whey proteins at different environmental conditions: The role of aggregated whey proteins as fouling initiators, *J. Memb. Sci.* 2015b sep; 489:20–27. Available on: doi:10.1016/j.memsci.2015.04.002