

Notas


# Description of the unknown male of *Adesmus murutinga* (Cerambycidae: Lamiinae: Hemilophini) and new geographical records of longhorned beetles

Descripción del macho desconocido de *Adesmus murutinga* (Cerambycidae: Lamiinae: Hemilophini) y nuevos registros geográficos de escarabajos longicornios

Carlos TABOADA-VERONA


Universidad de Sucre, Colombia

carlostaboadaverona@gmail.com

 <https://orcid.org/0000-0002-0341-4845>

Sebastian QUIMBAYO-DIAZ

Universidad del Tolima, Colombia

 <https://orcid.org/0000-0002-4582-5861>

Luis Carlos PARDO-LOCARNO

Universidad del Pacifico, Colombia

 <https://orcid.org/0000-0002-4464-9771>

Revista de la Sociedad Entomológica  
Argentina vol. 83 núm. 1 2024

Sociedad Entomológica Argentina  
Argentina

Recepción: 21 Diciembre 2023  
Aprobación: 12 Enero 2024

**Abstract:** The male of *Adesmus murutinga* Martins & Galileo, 2004 is described for the first time, an updated key to Colombian species of the genus is presented, and three species of longhorned beetles are reported for the first time for Colombia. The specific localities in Colombia of *Miriclytus quadrifasciatus* (Chevrolat, 1862) and *Oedudes spectabilis* (Drury, 1782) are reported.

**Keywords:** Biogeographic Chocó, Distribution, New records, Taxonomy.

**Resumen:** Se describe por primera vez el macho de *Adesmus murutinga* Martins & Galileo, 2004, una clave actualizada de las especies colombianas del género es presentada, además se reportan para Colombia tres especies de escarabajos longicornios. Finalmente se detallan localidades específicas en Colombia de *Miriclytus quadrifasciatus* (Chevrolat, 1862) y *Oedudes spectabilis* (Drury, 1782).

**Palabras clave:** Chocó Biogeográfico, Distribución, Nuevo registro, Taxonomía.

**The tribe Hemilophini Thomson, 1868 is uniquely American, represented by 571 species in 131 genera (Tavakilian & Chevillotte, 2023). Morphologically, it is characterized by having finely granulated eyes, lower eye lobes shorter or the same length as the genae and tarsal claws bifid. Some species mimic other families of Coleoptera such as Lycidae and Cantharidae (Martins & Galileo, 2014).**

The genus *Adesmus* Lepeletier & Audinet-Serville, 1825 is composed of 68 species distributed in the Neotropical region, being one of the most diverse genera of Hemilophini (Monné, 2023b). It is distributed from Mexico to South America, including the Caribbean. In South America, the species of Hemilophini occur mainly in the Amazon Forest and Atlantic Forest (Martins & Galileo, 2014).

Currently, six species are recorded for Colombia (Martínez 2000; Martins & Galileo 2014; Botero 2018; Monné, 2023b): *Adesmusdiana* (Thomson, 1860); *A. divus* (Chabrillac, 1857); *A. laetus* (Bates, 1881); *A. leucodryas* (Bates, 1881); *A. murutinga* Martins & Galileo, 2004; and *A. pirauna* Galileo & Martins, 1999.

*Adesmus murutinga* was described by Martins & Galileo, 2004 based on a single female specimen from Colombia. Herein, we describe and illustrate for the first time the male of *A. murutinga*; an updated key to Colombian species of the genus is provided. Additionally, three species are reported for the first time from Colombia belonging to Cerambycini, Torneutini, and Trachyderini. Detailed localities in Colombia for *Miriclytus quadrifasciatus* (Chevrolat, 1862) and *Oedudesspectabilis* (Drury, 1782) are provided.

Measurements were made using tpsDig v. 2.26 software and units are in millimeters (mm). Photographs were taken using a Nikon D3200 camera, with 18–55 mm macro lens. The following references were used for the identification of the species: Martins & Galileo (2014); Martins & Galileo (2011); Santos-Silva et al., (2018); Joly (2017); Monné & Monné (2013); and the original descriptions.

The acronyms used in the text are as follows:

CFPL= Colección Familia Pardo-Locarno, Palmira, Valle del Cauca, Colombia.

IAvH= Colecciones Biológicas, Instituto de Investigación de Recursos Biológicos Alexander von Humboldt, at Villa de Leyva, Boyacá, Colombia.

MENT-UT= Museo Laboratorio de Entomología Universidad del Tolima, Tolima, Colombia.

MEPB= Museo Entomológico de Piedras Blancas, Antioquia, Colombia.

**Lamiinae Latreille, 1825**

**Hemilophini Thomson, 1868**

***Adesmus murutinga* Martins & Galileo, 2004**


**Male (Fig. 1a-d)** Head decumbent, completely covered by white pubescence. Frons transverse with a black triangular macula close to clypeus; region between upper eye lobes with transverse black pubescent band. Distance between upper eye lobes 0.34 times length of scape; in frontal view, distance between lower eye lobes 0.90 times length of scape. Clypeus truncate; apical margin truncate. Labrum convex brownish, glabrous. Mandibles black. Labial and maxillary palpomeres orange. Antennae surpassing elytral apex at antennomere VII; with long, erect white setae on inner side. Scape subcylindrical. Antennal formula based on length of antennomere III. Scape = 0.30; pedicel = 0.11 IV = 0.71; V = 0.51; VI = 0.46; VII = 0.38; VIII = 0.35; IX = 0.31; X = 0.22; XI = 0.20.

**Thorax:** Prothorax wider than longer. Pronotum covered with white pubescence, with a transverse black pubescent band centrally. Prosternum, mesoventrite, metaventrite, and metanepisternum with dense white pubescence. **Elytra.** Each elytron with a pair of circular black pubescent maculae, located on apex of anterior third, another on beginning of posterior third, posterior one greater than anterior. Humeral carina reaches posterior 2/3 of elytra. **Legs.** Femora orange; tibiae cylindrical, orange basally, black apically. **Abdomen.** Urosternites II to IV covered with dense white pubescence; urosternite with V orange pubescence, concave on apical margin.

**Dimensions:** male (mm). Total length, 15.10; prothorax: length, 3.35; anterior width, 4.35; posterior width, 4.45; widest prothoracic width, 4.65; humeral width, 6.30; elytral length, 10.40.

**Material examined:** Colombia, Valle del Cauca, bajo Calima, 70 m. Colecta manual, 1 male, 13/VI/2010, A. Silvestre col. (MENT-UT).

**Remarks:** Examination of the female holotype (Fig. 1e-i) shows that the most significant difference between females and males is the diameter of the elytral maculae. According to Martins & Galileo (2004), *A. murutinga* is similar to *A. pirauna* Martins & Galileo, 2004 but differs by the scape shape (subcylindrical), body color (white and black), and tarsal and antennal colors (black).



**Fig. 1.**

*Adesmus murutinga* Martins & Galileo, 2004. Male. a. dorsal habitus. b. ventral habitus. c. lateral habitus. d. head, frontal view. Female. e. head, frontal view. f. label. g. dorsal habitus. h. ventral habitus. i. lateral habitus.

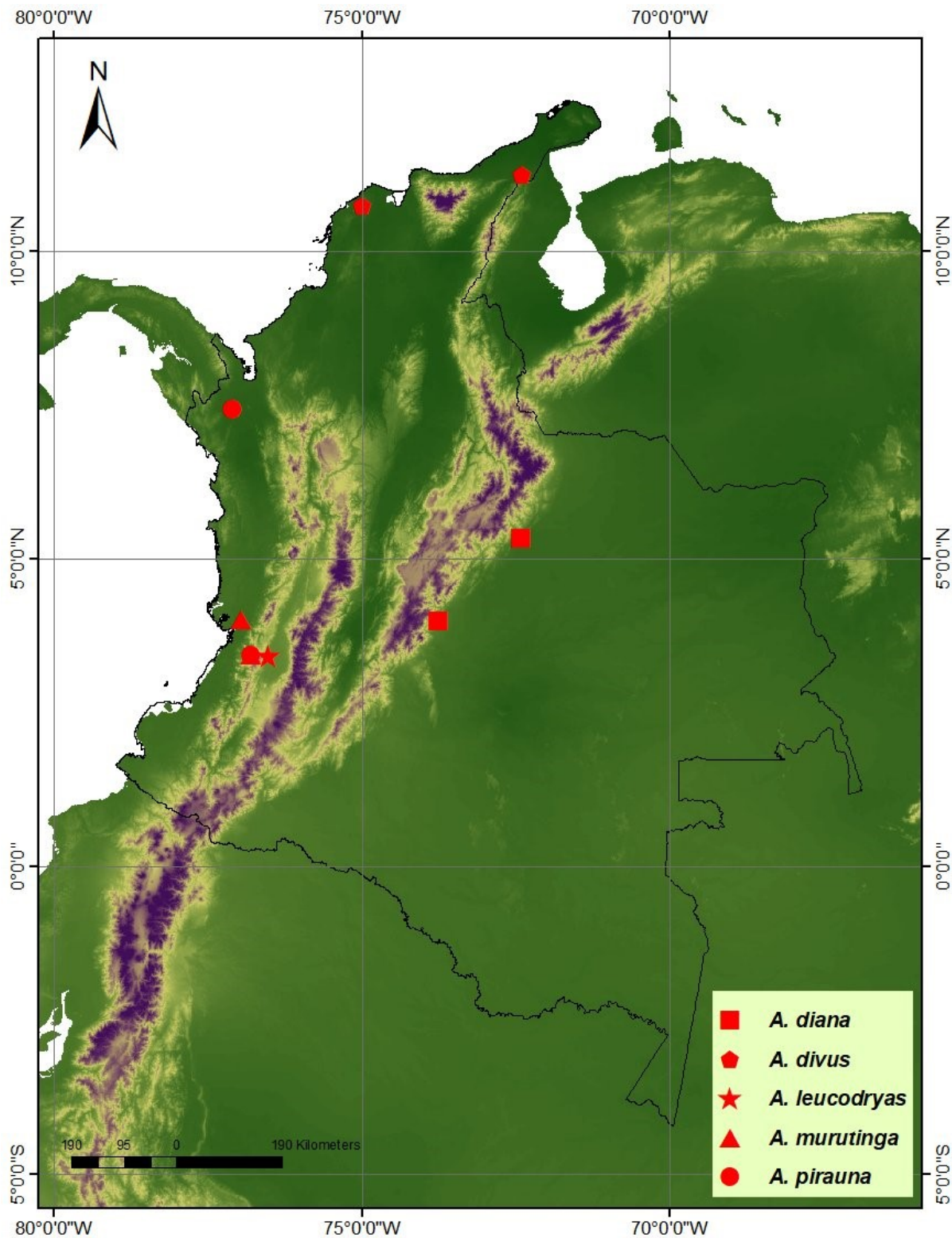
#### Distribution of *Adesmus* in Colombia

*Adesmus divus* is distributed in the Caribbean region of the departments of Atlántico and La Guajira (Audureau 2017; García et al., 2021); *A. diana* occurs in the Orinoquia, specifically in the departments of Casanare and Meta (Martins & Galileo 2004); and the other three species are recorded in the biogeographic Chocó, departments of Chocó (*A. pirauna*) and Valle del Cauca (*A. leucodryas*; *A. murutinga*; *A. pirauna*) (Martins & Galileo 2004; Martins & Galileo 2014) (Fig. 2).

**Key to species of *Adesmus* Lepeletier & Audinet-Serville, 1825 from Colombia**

- 1- Elytra with circular black pubescent spots or maculae.....*A. murutinga* Martins & Galileo, 2004
- 1'- Elytra without circular black pubescent spots or maculae.....2
- 2(1)- Pronotum with wide, transverse and continuous dark pubescent band centrally.....*A. pirauna* Galileo & Martins, 1999
- 2'- Pronotum without wide, transverse and continuous dark pubescent band centrally.....3
- 3(2)- Pronotum without longitudinal pubescence centrally contrasting with that on the sides.....*A. laetus* (Bates, 1881)
- 3'- Pronotum with longitudinal pubescence centrally contrasting with that on the sides.....4
- 4(3)- Vertex without white pubescent maculae.....*A. divus* (Chabrilac, 1857)
- 4'- Vertex with white pubescent maculae close to prothorax.....5
- 5(4)- Pronotum with white pubescent macula close to scutellum; dark central band distinctly wider than scutellum.....*A. diana* (Thomson, 1860)
- 5'- Pronotum without white pubescent macula centrally; dark central band about as wide as scutellum.....*A. leucodryas* (Bates, 1881)

**Key to species of *Adesmus* Lepeletier & Audinet-Serville, 1825 from Colombia**



**Fig. 2.**  
**Geographical distribution of *Adesmus* species in Colombia.**

**New distribution records**  
**Cerambycinae Latreille, 1802**

**Cerambycini Latreille, 1802**

***Sphallambyx mexicanum* Galileo & Martins, 2006 (Fig. 3a)**

**Distribution:** Mexico, Costa Rica, and Panama (Monné, 2023a).

**Material examined:** Colombia (**new country record**), Valle del Cauca, Bajo río Dagua, Quebrada Pericos. 10/2012. LC Pardo-Locarno col. (CFPL).

**Clytini Mulsant, 1839**

***Miriclytus quadrifasciatus* (Chevrolat, 1862) (Fig. 3b)**

**Distribution:** Costa Rica, Panama, Colombia, and Ecuador (Monné, 2023a).

**Material examined:** Colombia, Antioquia, Vereda Piedras Blancas, Parque Piedras Blancas, 2350m. (6°17'40.62"N–75°29'58.15"W). 30/V/2013. J. Marín (MEPB).

**Comments:** The species was already recorded from Colombia but without any specific locality.

**Torneutini Thomson, 1861**

***Praxithea travassosi* Lane, 1939 (Fig. 3c)**

**Distribution:** Costa Rica, Venezuela, Ecuador, Guyana, French Guiana, Peru, Brazil, and Bolivia (Monné, 2023a).

**Material examined:** Colombia (**new country record**), Valle del Cauca, Buenaventura, Bajo río Dagua, Córdoba, Venecia. 110-120 msnm. 09/1991. LC Pardo-Locarno col. (CFPL).

**Trachyderini Dupont, 1836**

***Galissus cyaneipennis* (Waterhouse, 1880) (Fig. 3d)**

**Distribution:** Honduras, Costa Rica, Panama, Ecuador, and Bolivia (Monné, 2023a).

**Material examined:** Colombia (**new country record**), Valle del Cauca, Calle larga, Sabaletas, Bajo Anchicayá. 11/1996. LC Pardo-Locarno col. (CFPL).

**Lamiinae Latreille, 1825**


**Hemilophini Thomson, 1868**

***Oedudes spectabilis* (Drury, 1782) (Fig. 3e)**

**Distribution:** Mexico, Guatemala, Honduras, Nicaragua, Costa Rica, Panama, Colombia, and Ecuador (Monné, 2023b).

**Material examined:** Colombia, Antioquia, Cocorná, corregimiento la Piñuela, vereda la Vega. 20/03/2014. Marín and Gallego col. (MEPB).

**Comments:** The species was already recorded from Colombia but without any specific locality.



**Fig. 3.**

New records. a. *Sphallambyx mexicanum* Galileo & Martins, 2006. b. *Miriclytus quadrifasciatus* (Chevrolat, 1862). c. *Praxithea travassosi* Lane, 1939. d. *Galissus cyaneipennis* (Waterhouse, 1880). e. *Oedudes spectabilis* (Drury, 1782).

## Acknowledgments

We thank Julian Clavijo and Jhon Cesar Neita (IAVH) for sharing the photos of the holotype of *A. murutinga*. We also thank Alfredo Lanuza (Universidad de Panamá) for sharing photos of *A. pirauna*. Finally, we thank Antonio Santos-Silva (MZUSP) for the taxonomic discussions and Juan Pablo Botero for reviewing the text.

## References

- Audureau, A. (2017) Notes sur quelques Lamiaires nouveaux ou peu connus (Coleoptera, Cerambycidae, Lamiinae). *Les Cahiers Magellanes*, **27**, 1-9.
- Botero, J. (2018) La familia Cerambycidae (Coleoptera: Chrysomeloidea) en Colombia. *Escarabajos del Neotrópico (Insecta: Coleoptera)* (ed. Deloya, C., & Gasca, H.), pp. 153-169. S y G Editores, Ciudad de México.
- García, K., Botero, J.P., & Santos-Silva, A. (2021) A new genus of Achrysonini and new records in Cerambycidae (Coleoptera, Chrysomeloidea) from Colombia. *European Journal of Taxonomy*, **735**, 89-109. <https://doi.org/10.5852/ejt.2021.735.1243>.
- Joly, L.J. (2017) The Torneutini (Coleoptera: Cerambycidae) of Venezuela. *Entomotropica*, **32**(1), 1-86.
- Martínez, C. (2000) Escarabajos Longicornios (Coleoptera: Cerambycidae) de Colombia. *Biota colombiana*, **1**(1), 76-105.
- Martins, U.R., & Galileo, M.H.M. (2004) Contribuição aos Hemilophini (Cerambycidae, Lamiinae) da Colômbia e do Equador. *Iheringia, Serie zoologia*, **94**(1), 37-44. <https://doi.org/10.1590/S0073-47212004000100006>
- Martins, U.R., & Galileo, M.H.M. (2011) Subfamília Cerambycinae, Clytini Mulsant, 1839. *Cerambycidae Sul-Americanos (Coleoptera)* (ed. Martins, U.R.), pp. 1-264. Sociedade Brasileira de Entomologia, São Paulo.
- Martins, U.R., & Galileo, M.H.M. (2014) Subfamília Lamiinae. Tribo Hemilophini, parte I. *Cerambycidae Sul-Americanos (Coleoptera)* (ed. Martins, U.R.), pp. 1-231. Sociedade Brasileira de Entomologia, Curitiba.
- Monné, M.A. (2023a) Catalogue of the Cerambycidae (Coleoptera) of the Neotropical region. Part I. Subfamily Cerambycinae. <http://cerambycids.com/catalog/>. (Accessed 01 September 2023).

Monné, M.A. (2023b) Catalogue of the Cerambycidae (Coleoptera) of the Neotropical región. Part II. Subfamily Lamiinae. <http://cerambycids.com/catalog/>. (Accessed 01 September 2023).

Monné, M.L., & Monné, M.A. (2013) Synonymical and nomenclatural notes on Trachyderini (Coleoptera, Cerambycidae, Cerambycinae). *Zootaxa*, **3686**(3), 356-362. <https://doi.org/10.11646/zootaxa.3686.3.4>.

Santos-Silva, A., Botero, J.P., & Galileo, M.H.M. (2018) On *Sphallambyx mexicanum* and key to species of *Sphallambyx* (Coleoptera, Cerambycidae, Cerambycinae). *Zootaxa*, **4429**(3), 572-576. <https://doi.org/10.11646/zootaxa.4429.3.7>.

Tavakilian, G.L., & Chevillotte, H. (2023) Titan: base de données internationales sur les Cerambycidae ou Longicornes. <http://titan.gbif.fr/index.html>. (Accessed 10 September 2023).

### Notas de autor

carlostaboadaverona@gmail.com



**Disponible en:**

<https://www.redalyc.org/articulo.oa?id=322076739004>

Cómo citar el artículo

Número completo

Más información del artículo

Página de la revista en redalyc.org

Sistema de Información Científica Redalyc  
Red de revistas científicas de Acceso Abierto diamante  
Infraestructura abierta no comercial propiedad de la  
academia

Carlos TABOADA-VERONA, Sebastian QUIMBAYO-DIAZ,  
Luis Carlos PARDO-LOCARNO

**Description of the unknown male of *Adesmus murutinga*  
(Cerambycidae: Lamiinae: Hemilophini) and new  
geographical records of longhorned beetles**

Descripción del macho desconocido de *Adesmus murutinga*  
(Cerambycidae: Lamiinae: Hemilophini) y nuevos registros  
geográficos de escarabajos longicornios

*Revista de la Sociedad Entomológica Argentina*  
vol. 83, núm. 1, 2024  
Sociedad Entomológica Argentina, Argentina  
[teresa.vera@faz.unt.edu.ar](mailto:teresa.vera@faz.unt.edu.ar)

/ ISSN-E: 1851-7471