


Non-pharmacological interventions for side effects of antineoplastic chemotherapy prioritized by patients: systematic review

Review Article

 Open access



Intervenciones no-farmacológicas para efectos secundarios a la quimioterapia antineoplásica priorizados por pacientes: revisión sistemática

Intervenções não farmacológicas para efeitos colaterais da quimioterapia antineoplásica priorizados pelos pacientes: revisão sistemática

How to cite this article:

Gómez-Neva María Elizabeth, Pulido Ramirez Edwin, Ibañez Rodriguez Leidy Johana, Caroprese Oscar, Buitrago-Lopez Adriana. Non-pharmacological interventions for side effects of antineoplastic chemotherapy prioritized by patients: systematic review. *Revista Cuidarte*. 2024;15(3):e3612. <https://doi.org/10.15649/cuidarte.3612>

Highlights

- This systematic review represents the standard of evidence used to describe non-pharmacological interventions and alternative therapies to manage antineoplastic chemotherapy's side effects.
- The secondary symptoms of antineoplastic chemotherapy were a priority for patients and caregivers, who identified specific non-pharmacological interventions for each prioritized symptom.
- The need for standardizing interventions and outcome assessment criteria is highlighted, which would facilitate the development of primary studies and their inclusion in systematic reviews.
- The need for studies to evaluate the effect and safety of non-pharmacological interventions for the care of patients diagnosed with cancer is emphasized.

Revista Cuidarte

Rev Cuid. 2024; 15(3): e3612


<https://doi.org/10.15649/cuidarte.3612>




E-ISSN: 2346-3414

 María Elizabeth Gómez-Neva¹

 Edwin Pulido Ramirez²

 Leidy Johana Ibañez Rodriguez³

 Oscar Caroprese⁴

 Adriana Buitrago-Lopez⁵

1. Pontificia Universidad Javeriana, Facultad de Enfermería. Bogotá, Colombia. E-mail: m.gomezn@javeriana.edu.co

2. Pontificia Universidad Javeriana. Departamento de Epidemiología Clínica y Bioestadística, Facultad de Medicina. Bogotá, Colombia. E-mail: pulidoedwin@javeriana.edu.co

3. Hospital Universitario San Ignacio. Bogotá, Colombia. E-mail: leidy.ibanez@javeriana.edu.co

4. Subred Integrada de Servicios de Salud Norte. Bogotá, Colombia. E-mail: ocaropresse@gmail.com

5. Pontificia Universidad Javeriana, Departamento de Epidemiología Clínica y Bioestadística, Facultad de Medicina. Bogotá, Colombia. E-mail: buitrago_d@javeriana.edu.co

Abstract

Introduction: Different non-pharmacological interventions have been studied to manage symptoms derived from chemotherapy, but their effectiveness is unknown. **Objective:** To describe non-pharmacological interventions for managing symptoms secondary to antineoplastic chemotherapy in adults. **Materials and Methods:** Systematic review of analytical experimental and observational studies (2021 to 2023). The studies were selected, and data was extracted in parallel. Discrepancies were resolved with a third reviewer. The risk of bias was assessed using the Risk of Bias (RoB) tool and The Newcastle-Ottawa Scale (NOS). The literature was synthesized descriptively based on prioritized outcomes. **Results:** The prioritized outcomes were neutropenia, pain, neuropathy, nausea, vomiting, alopecia, anorexia, and sleep disorders. Out of 7520 references found, 62 were included for analysis. Acupressure showed a possible effect in controlling symptoms such as nausea and vomiting. The intervention with cold on the scalp showed differences in the stages of alopecia severity. Other interventions showed heterogeneity. **Discussion:** Non-pharmacological interventions have been widely described in observational and experimental studies in the control of side effects of chemotherapy; however, there is homogeneity and a high risk of bias. **Conclusion:** Acupressure, muscle massage, music therapy, foot baths, and other interventions have been studied for nausea, vomiting, sleep disorders, neutropenia, alopecia, anorexia, pain, and neuropathy as secondary symptoms prioritized by patients. It is necessary to standardize both the interventions and how measure the outcomes.

Keywords: Complementary Therapies; Drug-Related Side Effects and Adverse Reactions; Integrative Oncology; Signs and Symptoms.

Received: November 29th 2023

Accepted: July 12th 2024

Published: October 11th 2024

 *Correspondence

María Elizabeth Gómez-Neva

E-mail: m.gomezn@javeriana.edu.co

Intervenciones no-farmacológicas para efectos secundarios a la quimioterapia antineoplásica priorizados por pacientes: revisión sistemática

Resumen

Introducción: Diferentes intervenciones no farmacológicas se han estudiado para manejar los síntomas derivados de la quimioterapia, pero se desconoce su efectividad. **Objetivo:** Describir las intervenciones no farmacológicas para el manejo de síntomas secundarios a la quimioterapia antineoplásica en adultos. **Materiales y Métodos:** Revisión sistemática de estudios experimentales y observacionales analíticos (2021 a 2023). La selección de estudios y extracción de datos se realizó de forma paralela. Las discrepancias se resolvieron con un tercer revisor. Se evaluó el riesgo de sesgo con las herramientas Risk Of Bias (RoB) y The Newcastle-Ottawa Scale (NOS). La síntesis de la literatura se realizó de forma descriptiva por desenlace priorizado. **Resultados:** Los desenlaces priorizados fueron neutropenia, dolor, neuropatía, náuseas, vomito, alopecia, anorexia y trastornos del sueño. Se encontraron 7520 referencias, 62 incluidas para el análisis. La acupresión mostró un posible efecto en el control de síntomas como las náuseas y vomito. La intervención con frío en el cuero cabelludo mostró diferencias en los estadios de la severidad de alopecia. Las otras intervenciones mostraron heterogeneidad. **Discusión:** Las intervenciones no farmacológicas han sido ampliamente descritas en estudios observacionales y experimentales en el control de efectos secundarios a la quimioterapia, sin embargo, existe homogeneidad, y alto riesgo de sesgo. **Conclusión:** Acupresión, masaje muscular, musicoterapia, baño de pies entre otros son las intervenciones que se han estudiado para náuseas, vomito, trastornos del sueño, neutropenia, alopecia, anorexia, dolor y neuropatía como síntomas secundarios priorizados por pacientes. Se requiere estandarizar tanto las intervenciones como la forma de medición de los desenlaces.

Palabras Clave: Terapias Complementarias; Efectos Colaterales y Reacciones Adversas Relacionados con Medicamentos; Oncología integrativa; Signos y Síntomas.

Intervenções não farmacológicas para efeitos colaterais da quimioterapia antineoplásica priorizados pelos pacientes: revisão sistemática

Resumo

Introdução: Diferentes intervenções não farmacológicas têm sido estudadas para o manejo dos sintomas decorrentes da quimioterapia, mas sua eficácia é desconhecida. **Objetivo:** Descrever intervenções não farmacológicas para o manejo dos sintomas secundários à quimioterapia antineoplásica em adultos. **Materiais e Métodos:** Revisão sistemática de estudos analíticos experimentais e observacionais (2021 a 2023). A seleção dos estudos e a extração dos dados foram realizadas paralelamente. As discrepâncias foram resolvidas com um terceiro revisor. O risco de viés foi avaliado por meio das ferramentas Risk Of Bias (RoB) e Newcastle-Ottawa Scale (NOS). A síntese da literatura foi realizada de forma descritiva por desfecho priorizado. **Resultados:** Os desfechos priorizados foram neutropenia, dor, neuropatia, náuseas, vômitos, alopecia, anorexia e distúrbios do sono. Foram encontradas 7.520 referências, 62 incluídas para análise. A acupressão mostrou possível efeito no controle de sintomas como náuseas e vômitos. A intervenção fria no couro cabeludo mostrou diferenças nos estágios de gravidade da alopecia. As demais intervenções apresentaram heterogeneidade. **Discussão:** Intervenções não farmacológicas têm sido amplamente descritas em estudos observacionais e experimentais no controle dos efeitos colaterais da quimioterapia, porém há homogeneidade e alto risco de viés; **Conclusão:** Acupressão, massagem muscular, musicoterapia, esalda-pés, entre outras, são as intervenções que têm sido estudadas para náuseas, vômitos, distúrbios do sono, neutropenia, alopecia, anorexia, dor e neuropatia como sintomas secundários priorizados pelos pacientes. É necessário padronizar tanto as intervenções quanto a forma de medir os resultados.

Palavras-Chave: Terapias Complementares; Efeitos Colaterais e Reações Adversas Relacionados a Medicamentos; Oncologia Integrativa; Sinais e Sintomas.

Introduction

In 2020, Globocan reported 19,292,789 new cancer cases worldwide¹. Specific treatment regimens have been studied for each type of disease, with chemotherapy being the main intervention². The incidence of side effects is reported to be 70-80% due to the involvement of rapidly growing cells³. There is evidence of side effects such as nausea, vomiting, alopecia, mucositis, fatigue, constipation, neutropenia, and mood changes, which affect a person's quality of life^{4,5}. Treatment plans include medications to control these symptoms; however, these medications can trigger other secondary symptoms that further impact the quality of life⁶.

Integrative oncology, in coordination with evidence-based complementary therapies and conventional cancer care, improves patients' quality of life and clinical outcomes. This orientation empowers patients' participation in their treatment⁷. It has been reported that approximately 50% of cancer patients use complementary and alternative medicine (CAM), and in patients with advanced disease, the prevalence of CAM use can reach 100%⁷.

The evidence shows a wide variety of non-pharmacological interventions, which presents a challenge to the caregiver when seeking symptom control. This process involves balancing pharmacological treatment, complementation with non-pharmacological interventions, and individual preferences⁸. This review aims to synthesize the existing evidence on non-pharmacological interventions to control the side effects of chemotherapy, as prioritized by patients and healthcare professionals.

Materials and Methods

The protocol was published in the International Prospective Register of Systematic Reviews (PROSPERO CRD4202017212) and conducted according to the Preferred Reporting Items for Systematic Reviews and Meta-analyses (PRISMA, 2009)⁹ guidelines; the analysis database was stored in Mendeley Data¹⁰. We included randomized clinical trials (RCTs) and longitudinal analytic observational studies conducted in adults with cancer undergoing treatment that described non-pharmacological interventions to control chemotherapy-related side effects. Studies were only included in the review if the nonpharmacological interventions were delivered by trained personnel. Descriptive studies, cost-effectiveness studies, conference proceedings, systematic reviews, meta-analyses, clinical practice guidelines, letters to the editor, or studies with unanalyzable data or without reported measures of effect, animal studies, or studies in pregnant women were excluded.

Outcome selection and prioritization

The outcomes were prioritized according to the preferences of patients and health professionals at the time of making a decision about an intervention, including the list described in the literature^{3,11}. Ten cancer experts and chemotherapy patients from a university hospital oncology department were independently asked to prioritize each side effect on a scale of 1 to 9, with 7 to 9 being critical, 4 to 6 being important, and 1 to 3 being of limited importance (according to the GRADE approach¹²). For this review, outcomes with scores greater than 8 were included (Figure 1).

Search strategy

The electronic databases PubMed/MEDLINE, Ovid Embase, LILACS/Bireme, The Cochrane Library, and Epistemonikos were searched from March 2021 to May 2023. University repositories and reference lists of included studies were also searched. Authors and clinical experts in cancer were also contacted to inquire about possible published studies in this area. The search algorithm was developed using free search terms and the Medical Subject Headings (MeSH) (Table 1).

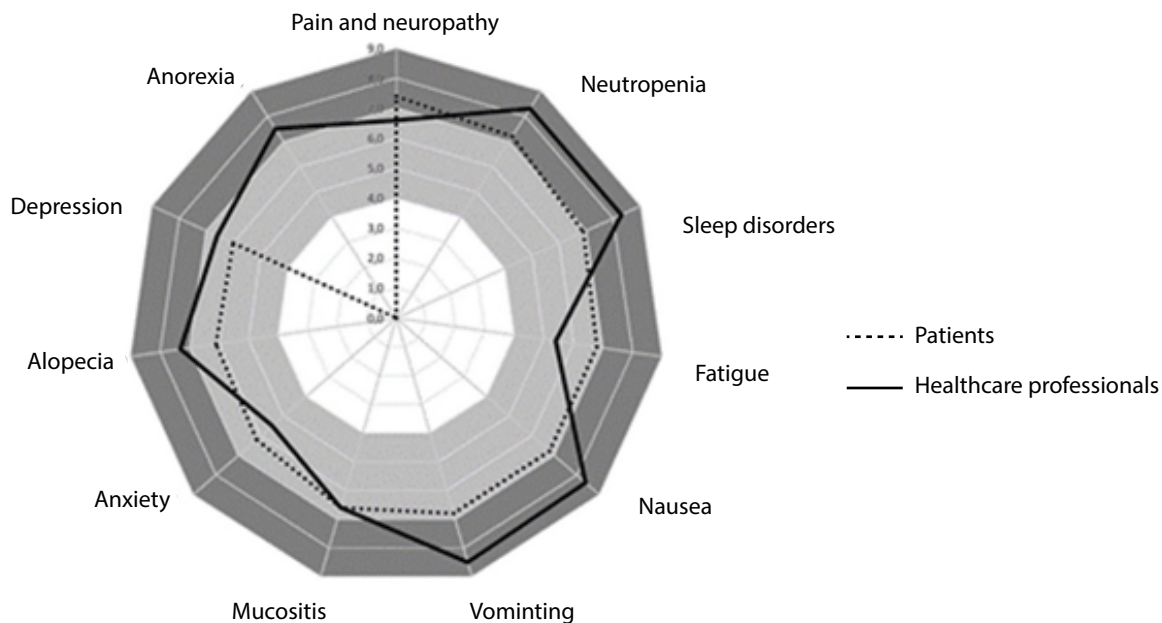


Figure 1. Prioritization of symptoms secondary to chemotherapy by healthcare professionals and cancer patients

Table 1. Search strategies used in PubMed, Embase, and LILACS

Database	Search strategy
PubMed	(((((carcinoma chemotherapy OR chemotherapy OR "Chemotherapy, Cancer, Regional Perfusion"[Mesh] OR "Chemotherapy, Adjuvant"[Mesh]) OR "Chemotherapy, Cancer, Regional Perfusion"[Mesh] OR "Chemotherapy, Adjuvant"[Mesh], carcinoma chemotherapy, carcinoma chemotherapy, antineoplastic drugs, "Antineoplastic Agents"[Mesh] OR "Antineoplastic Agents" [Pharmacological Action]) NOT (Child[Mesh] OR oncology pediatric OR pediatric OR child* OR children)) AND (("Oncology Nursing"[Mesh], OR nursing practices, cancer nursing, palliative care nurse, nursing care, nursing interventions, nursing intervention, "Oncology Service, Hospital"[Mesh] OR "Oncology Nursing"[Mesh], "Hospice and Palliative Care Nursing"[Mesh] OR "Oncology Nursing"[Mesh] OR "Nursing Care"[Mesh] OR "Patient Care Planning"[Mesh] OR home care) NOT ((non-pharmacological intervention) OR (non-pharmacological treatment) OR (non-pharmacological*)))) AND ((((((alopecia) OR ((Sleep Wake Disorders) AND (Sleep Disorders, Intrinsic)) AND ((neutropenia) AND ((nausea) AND (vomiting))) AND ((anorexia)))) OR (((neutropenia) AND ((nausea) AND (vomiting))) AND ((anorexia))) OR ("Metabolic Side Effects of Drugs and Substances"[Mesh] OR "Drug-Related Side Effects and Adverse Reactions"[Mesh] OR secondary side effects)) OR (((Peripheral Nervous System Diseases) AND (Peripheral Neuropathies)) AND (pain)) OR ("Metabolic Side Effects of Drugs and Substances"[Mesh] OR "Drug-Related Side Effects "[Mesh] OR secondary side effects))
Embase	#11 AND (2020:py OR 2021:py OR 2022:py OR 2023:py) AND 'vomiting'/dm AND ('clinical article'/de OR 'clinical study'/de OR 'clinical trial'/de OR 'clinical trial topic'/de OR 'cohort analysis'/de OR 'controlled clinical trial'/de OR 'controlled study'/de OR 'cross sectional study'/de OR 'double blind procedure'/de OR 'evidence based medicine'/de OR 'evidence based practice'/de OR 'human'/de OR 'human experiment'/de OR 'intervention study'/de OR 'interview'/de OR 'longitudinal study'/de OR 'major clinical study'/de OR 'multicenter study'/de OR 'normal human'/de OR 'observational study'/de OR 'open study'/de OR 'pilot study'/de OR 'prospective study'/de OR 'randomized controlled trial'/de OR 'randomized controlled trial top-ic'/de) AND ([adult]/lim OR [aged]/lim OR [middle aged]/lim OR [very elderly]/lim OR [young adult]/lim) AND ('article'/it OR 'article in press'/it)
LILACS	(tw:("palliative care nursing" OR "nursing interventions" OR "nursing care" OR "cancer nursing" OR "Enfermagem Oncológica" OR "Hospice and Palliative Care Nursing")) AND (tw:("Efeitos Colaterais e Reações Adversas Relacionados a Medicamentos" OR "efeitos adversos" OR "side effect" OR "adverse effect" OR "adverse events" OR "drug side effect" AND "Tratamento Farmacológico" OR "Tratamento Farmacológico" OR "Antineoplásicos" OR "Tratamento Farmacológico" OR "Antineoplásicos" OR "Quimioterapia Adjuvante"))

Study selection and data extraction

Two groups of reviewers (Group 1 - MEG-N and ABP; Group 2 - LI/EP and OC) independently screened references found by title and abstract according to the RAYYAN eligibility criteria for systematic reviews¹³. Two reviewers read full texts for final inclusion. Disagreements were resolved with the assistance of a third reviewer (AB-L). A matrix was created in Microsoft Excel® in which two independent reviewers entered data including authors, year of publication, study's country of origin, sex, cancer diagnosis, comorbidities, sample size, study population, non-pharmacological intervention used, and measure of the effect in both the experimental and control groups. The authors were contacted to request information on missing data.

Risk of bias assessment

Figures 2A, B, C, D, E, and F show the graphical visualization of the risk of bias for experimental studies assessed with the RoB-2 tool¹⁴. Figure 2G shows the risk of bias assessment for analytic observational cohort studies assessed with the Newcastle-Ottawa Scale (NOS)¹⁵ (Figure 2).



Figure 2A. Risk of bias of articles with experimental study design included in the outcome nausea and vomiting

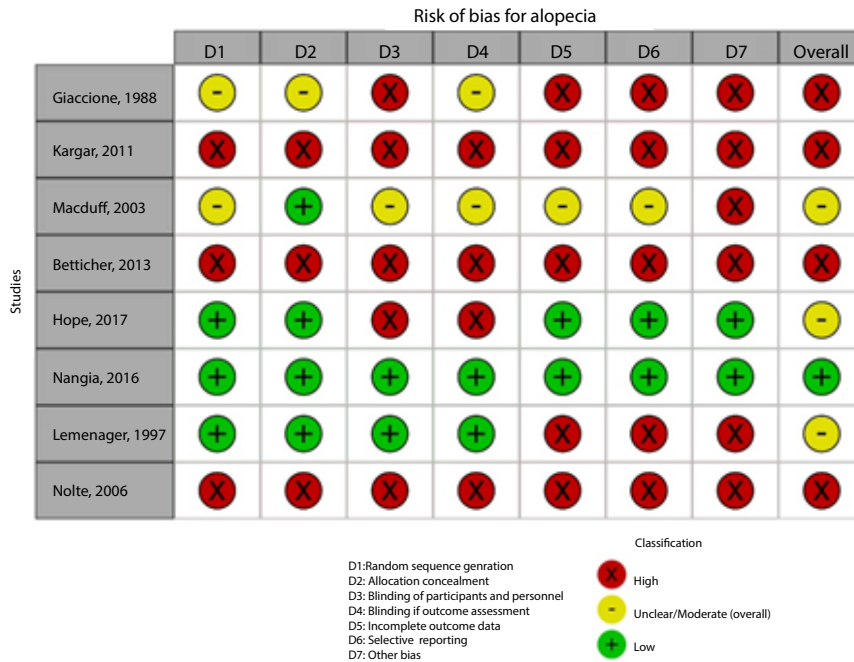


Figure 2B. Risk of bias of articles with experimental study design included in the outcome alopecia

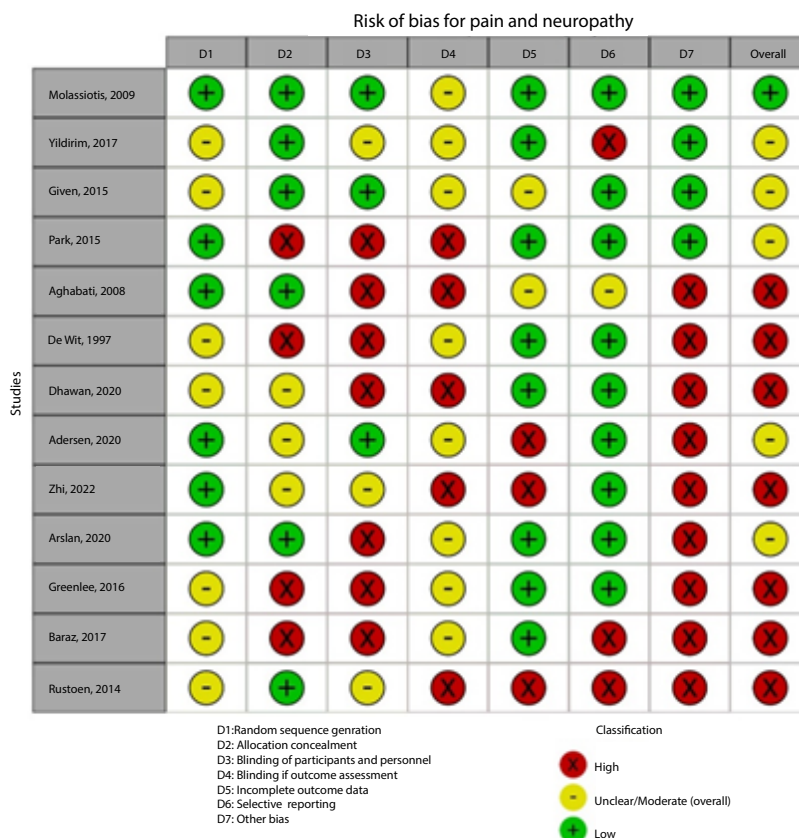


Figure 2C. Risk of bias of articles with experimental study design included in the outcomes pain and neuropathy

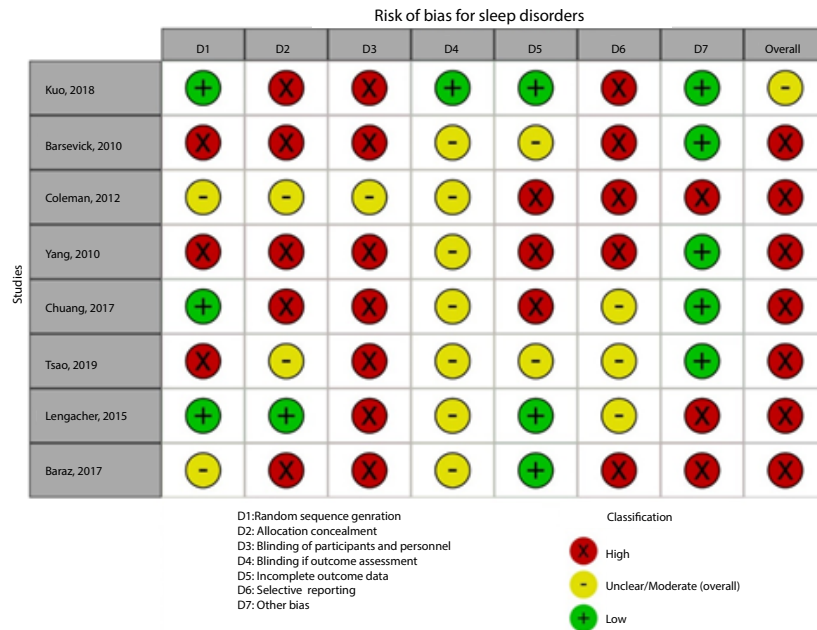


Figure 2D. Risk of bias of articles with experimental study design included in the outcome sleep disorder




Figure 2E. Risk of bias of articles with experimental study design included in the outcome neutropenia




Figure 2F. Risk of bias of articles with experimental study design included in the outcome anorexia

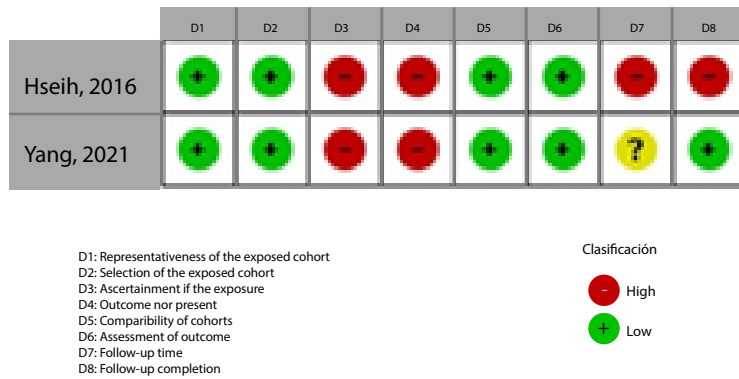


Figure 2G. Risk of bias in observational analytical cohort studies

Synthesis of evidence

Study characteristics were described narratively by outcome. The heterogeneity of the studies was assessed by clinical observation of the population, outcomes and their measurement, and description of the intervention performed¹⁰.

Results

A total of 7,520 references were found, of which 237 were selected for full-text reading. Sixty-two references were included between 1988 and 2023 (Figure 3). Nineteen interventions evaluating 6,613 participants were identified across all studies in the United States, and 4,577 women participated.

Nausea and vomiting

Twenty-nine references were included; 25(89.21%) are RCTs and 4(13.73%) are quasi-experiments with participants between 16 and 96 years of age. We reviewed 4(12.91%) care and counseling programs, 5(16.14%) muscle relaxation techniques, 4(12.95%) guided relaxation with music therapy and imagery, 2(6.44%) natural drinks, 2(6.43%) therapeutic touch and reflexology, 12(38.70%) acupressure at P6 point, and 2(6.41%) hologram bracelets. Studies on interventions such as acupressure were consistent in affirming that there was improvement before and after the intervention; however, they showed high heterogeneity regarding the types of interventions and scales used to measure nausea and vomiting (Table 2).

Anorexia

One RCT conducted in Turkey¹⁶ involving women aged 29 to 69 years with stage II or III gynecological cancer was included. The intervention involved a nursing program based on Jean Watson's theory. Nursing professionals visited and followed up with the participants via telephone for 60 to 120 minutes once a week. Information on symptom management was provided and compared with standard hospital management. The authors assessed changes in appetite using the Chemotherapy Symptom Assessment Scale (C-SAS). They found that the intervention group had a lower mean change in appetite of 1.00 SD (0.61) than the control group of 2.00 SD (1.08). This study had a high risk of bias due to the lack of randomization and blinding.

Alopecia

Eight studies evaluated non-pharmacological interventions to control alopecia, such as scalp cooling with hypothermic caps, and one study used videos on makeup and wigs. Five studies used WHO criteria to evaluate the effect of scalp cooling on reducing alopecia. The other studies used instruments such as the Dean scale, the Common Terminology Criteria for Adverse Events (CTCAE) version 4.0, and the breast cancer stem cells (BC SCs) to assess the efficacy of the intervention on hair loss. In general, these studies have a high risk of bias, and scalp cooling shows a possible effect on reducing alopecia compared to placebo ([Table 3](#)).

Pain and neuropathy

A total of 1,403 patients, aged 15 to 86 years, were observed in 14 studies. Interventions included educational programs, acupuncture, physical activity, psychological therapies, natural substance applications, massages, and foot baths. Pain and neuropathy were measured using the National Cancer Institute Common Terminology Criteria for Adverse Events (NCI-CTC), Numerical Pain Scale (NPS), the Dutch Language Version of the McGill Pain Questionnaire (MPQ-DLV), and Symptom Experience Scale. Of the total, 6 (42.81%) studies evaluated disease-related pain, and 8 (57.20%) studies evaluated platinum or taxane chemotherapy-related neuropathy ([Table 4](#)). These studies have a high risk of bias due to selective reporting of outcomes, lack of concealment, and lack of blinding. Interventions such as home-based care nursing programs and acupuncture were demonstrated to reduce mean pain and neuropathy when comparing pre- and post-intervention measurements.

Sleep disorders

Nine studies evaluated non-pharmacological interventions to control sleep disorders. Acupressure, telephone follow-up programs, home exercises, relaxation therapies such as foot baths, mindfulness therapies, back massages, and Chinese practices like Chan-Chuang qigong have been studied for their effectiveness in improving sleep quality. However, it is observed that interventions such as acupressure and physical exercise improve sleep quality when comparing intervention groups with post-intervention control groups ([Table 5](#)).

Neutropenia

Two studies analyzed 167 participants diagnosed with neutropenia, defined as a decrease in neutrophils following chemotherapy treatment, and administered Chan-Chuang qigong therapy for 21 minutes over 21 days. This technique includes mind and body relaxation, with white blood cell counts measured before and after the procedure. The studies have a high risk of bias due to the non-randomization of participants, but the intervention showed an increase in white blood cell counts after the intervention ([Table 6](#)).

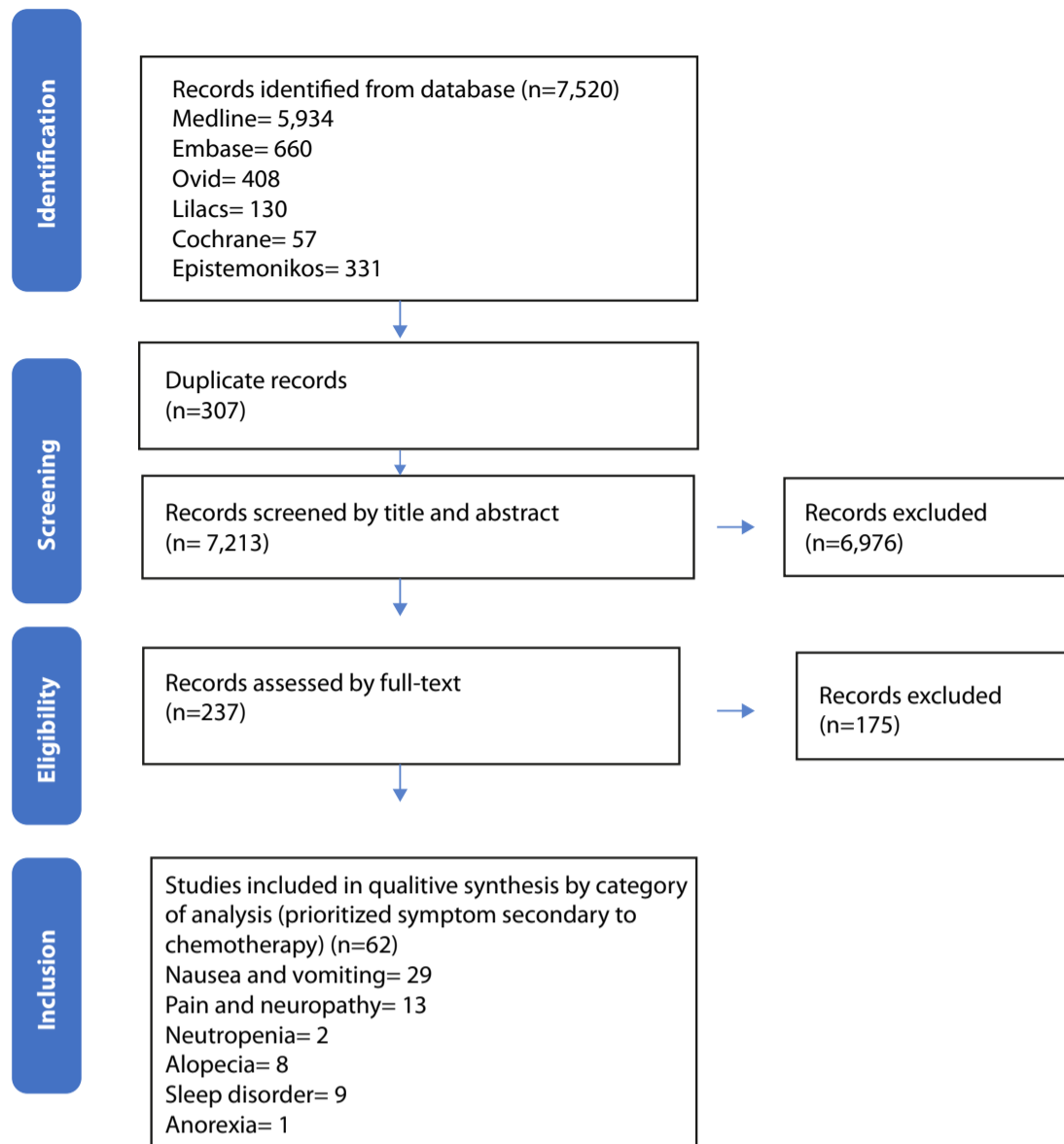


Figure 3. PRISMA description of search findings and study selection

Table 2. Nonpharmacological interventions: Nausea and vomiting outcome

Author, year	Design	Population and population size N	Instrument	Intervention	Outcome	Outcome			
						Before		After	
						Intervention	Control	Intervention	Control
Nursing intervention programs									
Teskereci, 2022 ¹⁶	Randomized clinical trial	Gynecologic cancer N=52	Herth Hope Scale	Nursing program based on Watson's Theory of Human Caring	Nausea severity Mean (SD)			1.0 (0.84)	3.0 (0.75)
Molassioti, 2009 ¹⁷	Randomized clinical trial	Colorectal and breast cancer N=164	Chemotherapy Symptom Assessment Scale (C-SAS)	Home nursing care program for symptom management	Nausea severity Mean (SD)			1.0 (0.84)	3.0 (0.75)
Alboughobeish, 2017 ¹⁸	Quasi-experimental	Different types of cancer		Mobile care program designed by nurses	Vomiting frequency. Mean (SD)	1.8 (1.77)	1.64 (1.84)	0.84 (1.37)	2.48(2.16)
Kearney, 2007 ¹⁹	Randomized clinical trial	Lung, colorectal, and breast cancer N= 112	Advanced symptom management system (ASyMS®)	Mobile care program designed by nurses	Severity of vomiting distress. Mean (SD) Severity of nausea distress (SD)			0.51 (0.93) 1.23(1.19)	0.50 (0.81) 1.43 (1.08)
Muscle relaxation therapies									
Campos de Carvalho, 2007 ²⁰	Pretest -Posttest	Different types of cancer N=30	Huskisson's visual analog scale	Muscle relaxation therapy	Level of nausea Median (IQR) Level of vomiting. Median (IQR)	6.00 (3.75-7.00) 4.00 (2.00-5.25)		4.50 (3.00-6.00) 2.00 (1.00-3.00)	
Molassioti, 2000 ²¹	Randomized clinical trial	Breast cancer. N= 8	Morrow assessment of nausea and vomiting (MANE)	Muscle relaxation program	Nausea duration. Hours Vomiting duration. Hours	7 hours 2.75 hours		1.5 hours 1.67 hours	
Lerman, 1990 ²²	Randomized clinical trial	Different types of cancer N=96	Emesis Rating Scale	Muscle relaxation techniques	Nausea prevalence N (%)	5(46%)	3(27%)	6(54%)	8(73%)

Author, year	Design	Population and population size N	Instrument	Intervention	Outcome	Outcome			
						Before		After	
						Intervention	Control	Intervention	Control
Sensory distraction techniques									
Ezzonne, 1998 ²³	Randomized clinical trial	Bone marrow transplant N= 39	Thermometer-shaped visual analog scale	Music therapy	Vomiting episodes. Mean (range)	0.69 (0-4)	1.73 (0-6)	0.94 (0-2)	0.31 (0-2)
Hosseini, 2016 ²⁴	Quasi-experimental	Breast cancer N=55	Morrow Assessment of Nausea and Vomiting	Image illustration and audio CD	a. Nausea severity. Mean (SD) b. Nausea frequency. Mean (SD) c. Vomiting severity. Mean (SD) d. Nausea frequency. Mean (SD)	a. 1.91 (1.97) b. 1.67 (0.88) c. 0.48 (0.09) d. 1.10 (0.24)		a. 2.07 (1.63) b. 1.91 (0.63) c. 0.62 (0.05) d. 0.42 (0.05)	
Karagozoglul, 2013 ²⁵	Randomized clinical trial	Lung, gastric, and breast cancer N= 40	Visual Analog Scale (VAS)	Music therapy and visual imagery	a. Nausea severity. Hours b. Vomiting severity. Hours c. Nausea duration. Hours (1-4h) d. Vomiting duration. Hours (1- 4h)	a. 5 (12.5%) b. 1 (2.5%) c. 5 (12.5%) d. 6 (15%)	a. 4 (10%) b. 2 (5%) c. 8 (20%) d. 7(17.5%)	a. 8 (20%) b. 9 (22.5%) c. 7 (17.5%) d. 8 (20%)	a. 2 (5%) b. 0 c. 8 (20%) d. 9(22.5%)
Moradian, 2015 ²⁶	Randomized clinical trial	Breast cancer N=99	Rhodes Index of Nausea, Vomiting and Retching (INVR)	Music therapy	a. Nausea prevalence. Mean (SD) b. Vomiting prevalence. Mean (SD)			a. 4.31 (4.31) b. 1.38 (2.70)	a.3.0 (3.33) b.1.46 (3.29)
Substances for oral administration									
Ingersoll, 2010 ²⁷	Randomized clinical trial	Different types of cancer except for head and neck cancer N=77	Rhodes Index of Nausea, Vomiting and Retching (INVR)	Flavonoid-rich adjunctive treatment (Concord grape juice)	Nausea and vomiting frequency Mean (SD)	1.6 (CI 95%: 0.6-2.6)	1.7 (CI 95%: 0.6-2.8)	1.6 (CI 95%: 0.3-2.9)	2.0 (CI 95%: 0.6-3.5)
Sanaati, 2016 ²⁸	Randomized clinical trial	Breast cancer N= 65	Chemotherapy-induced nausea and vomiting (CINV)	a. Ginger capsules b. Chamomile capsules	a. Number of nausea. Mean difference (SD) b. Number of vomiting. Mean difference (SD)			a. Nausea: Ginger 1.5845 (0.57) a. Nausea: Chamomile 0.0769 (0.58) b. Vomiting: Ginger 0.108 (0.24) b. Vomiting: Chamomile 0.8394 (0.28)	
Manual therapies and reflexology									
Vanaki, 2016 ²⁹	Randomized clinical trial	Breast cancer N= 108	Visual Analog Scale (VAS)	Therapeutic touch: Patterns of energy disturbance in the participant's body	a. Nausea duration. Mean (SD) b. Nausea frequency. Median (IQR)			a. 5.36 (2.17) b. 50.29	a. 10.81 (1.77) b. 31.44
Özdelikara, 2017 ³⁰	Randomized clinical trial	Breast cancer N= 60	Rhodes Index of Nausea, Vomiting and Retching (INVR)	Reflexology	a. Nausea and vomiting experience Mean (SD) b. Nausea and vomiting development. Mean (SD) c. Nausea and vomiting distress Mean (SD)	a. Nausea: 2.53 (2.80) a. Vomiting: 0.83 (1.57) b. Nausea: 1.83 (2.05) b. Vomiting: 0.56 (1.07) c. Nausea: 0.70 (0.83) c. Vomiting: 0.26 (0.52)	a. Nausea: 5.46(4.15) a. Vomiting: 3.83(4.29) b. Nausea: 3.70 (2.79) b. Vomiting: 2.40(2.82) c. Nausea: 1.76(1.38) c. Vomiting: 1.43(1.56)	a. Nausea: 2.06 (3.33) a. Vomiting: 0.96 (2.39) b. Nausea: 1.43 (2.35) b. Vomiting: 0.63(1.56) c. Nausea: 0.63(0.99) c. Vomiting: 0.33(0.84)	a. Nausea: 6.56(4.09) a. Vomiting: 4.0(3.29) b. Nausea: 4.40(2.82) b. Vomiting: 2.40(2.02) c. Nausea: 2.16(1.34) c. Vomiting: 1.60(1.35)
Acupressure									
Avci, 2016 ³¹	Randomized clinical trial	Myeloblastic Leukemia N= 90	Visual Analog Scale (VAS)	Acupressure, P6 point	a. Nausea severity b. Vomiting severity c. Number of nausea episodes d. Number of vomiting episodes	a. 3.3(0.8) b. 2.4(1.3) c. 5.5(0.8) d. 1.0(1.5)	a. 6.4 (0.6) b. 4.6 (0.9) c. 5.3 (1.3) d. 1.9 (0.6)	a. 2.8(0.6) b. 1.4(1.3) c. 5.4 (0,8) d. 0.6 (0,5)	a. 6.5(0.6) b. 4.6 (0.8) c. 6.6 (1.9) d. 2.2
Dibble, 2000 ³²	Randomized clinical trial	Breast cancer N=17	Rhodes Index of Nausea, Vomiting and Retching (INVR)	Acupressure, P6 point	Nausea experience			2.83 (1.6)	3.00 (0.58)

Author, year	Design	Population and population size N	Instrument	Intervention	Outcome	Outcome			
						Before		After	
						Intervention	Control	Intervention	Control
Dibble, 2007 ³³	Randomized clinical trial	Breast cancer N=147	Rhodes Index of Nausea, Vomiting and Retching (INVR)	Acupressure, P6 point	Differences in the incidence of nausea between the experimental and control groups after the intervention.			RIN: c2 = 1.19, p = 0.55; NRS: c2 = 1.23, p = 0.55	
Eghbali, 2016 ³⁴	Randomized clinical trial	Breast cancer N=48	Morrow Assessment of Nausea and Emesis (MANE)	Auricular Acupressure	a. Nausea intensity. Mean (SD) b. Nausea frequency. Mean (SD) c. Vomiting intensity. Mean (SD) d. Vomiting frequency. Mean (SD)	a. 5.63 (3.98) b. 5.79 (6.4) c. 1.04 (1.71) d. 0.79 (1.33)	a. 3.71 (4.05) b. 3.54 (5.31) c. 2.29 (4.71) d. 2.08 (5.29)	a. 2.08 (3.3) b. 1.85 (3.1) c. 0.79 (2.15) d. 0.54 (1.49)	a. 7.54 (4.14) b. 6.85 (7.25) c. 3.71 (3.24) d. 2.06 (2.06)
Genç, 2013 ³⁵	Quasi-experimental	Lung, breast and cervical cancer N=64	Rhodes Index of Nausea, Vomiting and Retching (INVR)	Acupressure, P6 point	Nausea and vomiting experience. Z (P value)			Z=-3,88 P:0.0001 Experimental vs. Placebo: P<0.05	Z=-3.15 P: 0.0001
Genç, 2015 ³⁶	Quasi-experimental	Breast cancer N=64	Rhodes Index of Nausea, Vomiting and Retching (INVR)	Acupressure, P6 point	a. Nausea experience b. Vomiting experience c. Nausea occurrence d. Vomiting occurrence	a. 4.71 (3.53) b. 3.96 (3.18) c. 3.28 (2.45) d. 2.56 (2.28)	a.557 (3.47) b.4.78 (2.85) c.3.84 (2.42) d.3.15(1.90)	a. 1.87 (2.60) b. 0.46 (1.64) c. 1.25 (1.77) d. 0.34 (1.12)	a. 4.75 (2.59) b. 0.31 (0.89) c. 3.12(1.73) d. 0.21 (0.60)
Molassiotis, 2007 ³⁷	Randomized clinical trial	Breast cancer N=50	Rhodes Index of Nausea, Vomiting and Retching (INVR)	Acupressure, P6 point	a. Nausea experience b. Vomiting experience c. Nausea occurrence d. Vomiting occurrence e. Nausea distress f. Vomiting distress	a. 0.87 (2.2) b. 0.66 (2.6) c. 0.66 (1.6) d. 0.53 (2.1) e. 0.20 (0.6) f. 0.12 (0.5)	a. 1.46 (3.1) b. 0.94 (2.7) c. 2.16 (2.4) d. 0.66 (1.9) e. 0.55 (1.0) f. 0.28 (0.8)	a. 2.72 (3.1) b. 0.2 (0.5) c. 1.20 (2.6) d. 0.13 (0.5) e. 0.27 (0.6) f. 0.31 (0.4)	a. 2.5 (3.4) b. 0.5 (1.5) c. 1.94 (2.3) d. 0.22 (0.6) e. 0.55 (1.1) f. 0.67 (0.9)
Molassiotis, 2013 ³⁸	Randomized clinical trial	Different types of cancer N=500	Rhodes Index of Nausea, Vomiting and Retching (INVR)	Acupressure, P6 point	a. Nausea and vomiting experience. Median (IQR) b. Nausea frequency N (%) c. Vomiting frequency. N (%)	a.1.0 (0.0-7.50) b.79 (63%) c.109 (87%)	a.1.43 (0.0-8.57) b.69 (59%) c.100 (85%)	a. 0.00 (0.0-9.86) b. 70 (78%) c. 71 (88%)	a. 1.14 (0.0-9.14) b. 50 (62%)
Molassiotis, 2014 ³⁹	Randomized clinical trial	Different types of cancer N=334	Rhodes Index of Nausea, Vomiting and Retching (INVR)	Acupressure, P6 point	a. Nausea experience (range 0 to 12). Median (IQR)	1.0 (2.97 – 7.50)	1.43 (3.71 – 8.57)	0.00 (1.82 – 9.86)	1.14 (4.00– 9.14)
Shen, 2019 ⁴⁰	Quasi-experimental	Lung cancer N=70	Morrow Assessment of Nausea and Emesis (MANE)	Acupressure, P6 point	a. Nausea severity. Mean (SD) b. Vomiting severity. Mean (SD)	a. 2.94 (0.8) b. 0.4 (0.1)	a. 2.94 (0.9) b. 1.06 (1.4)	a. 0.46 (0.7) b. 0.03 (0.2)	a.2.66 (0.8) b.0.8 (1.3)
Shin, 2004 ⁴¹	Randomized clinical trial	Gastric cancer N=40	Rhodes Index of Nausea, Vomiting and Retching (INVR)	Acupressure, P6 point	a. Severity. Mean (SD) b. Duration. Mean (SD) c. Frequency. Mean (SD)	a. 1.55 (3.42) b. 0.45 (1.36) c. 0.10 (0.45)	a. 3.85 (6.38) b. 0.65 (1.46) c. 0.10 (0.45)	a. 6.05 (2.85) b. 1.70 (2.49) c. 0.30 (0.73)	a.9.55 (5.47) b. 4.25 (3.27) c. 0.90 (1.33)
Suh, 2012 ⁴²	Randomized clinical trial	Breast cancer N=120	Rhodes Index of Nausea, Vomiting and Retching (INVR)	Acupressure, P6 point	a. Level of nausea and vomiting. Media (DE)	7.97 (5.1)	12.09(9.44)	3.12 (4.3)	9.17 (7.58)
Akhu-Zaheya, 2017 ⁴³	Randomized clinical trial	Different types of cancer N=224	Functional Living Index-Emesis (FLIE), Chemotherapy-induced nausea and vomiting (CINV)	Hologram bracelets	a. Vomiting frequency. Mean (SD) b. Nausea severity. Mean (SD) c. Vomiting severity. Mean (SD)	a. 0.26 (1.27) b. 1.00 (2.14) c. 0.44 (1.65)	a. 0.46 (1.46) b.1.09 (2.17) c. 0.72 (1.97)	a. 0.31(1.33) b. 1.82 (2.99) c. 0.59 (1.93)	a.0.59 (1.45) b. 2.91 (2.97) c. 1.28 (2.75)
Pearl, 1999 ⁴⁴	Randomized clinical trial	Gynecologic cancer N=32	Not reported	Transcutaneous stimulation bracelet	Report of reduced vomiting intensity			71%	21%

Table 3. Non-pharmacological interventions: alopecia outcome

Author, year	Design	Population and population size N	Instrument	Intervention	Outcome	Outcome			
						Before		After	
						Intervention	Control	Intervention	Control
Betticher, 2013 ⁴⁵	Non-randomized controlled study	Different types of cancer N= 167	WHO alopecia grading (I: slight and regular hair loss, II: moderate hair loss, III: complete but reversible hair loss, IV: complete and irreversible hair loss)	Scalp cooling Paxman® PSC-2 machine (PAX)	Reduction of alopecia grades III and IV %			80%	78%
Giaccone, 1988 ⁴⁶	Randomized clinical trial	Different types of cancer N= 39	Unclear. A 4-point grading scale is used: 0 no hair loss, 1 minimal hair loss (<25%), 2 moderate hair loss (25-50%), and 3 severe alopecia (>50%).	Hypothermia Cap (commercially available as Spenco Hypothermia Cap-Spenco Medical Corporation, Texas)	Hair loss (reduction of alopecia grade 3)			Grade 0:5 Grade 1:2 Grade 2:1 Grade 3:11	Grade 0:0 Grade 1:0 Grade 2:1 Grade 3:15
Kargar, 2011 ⁴⁷	Non-randomized experiment	Unspecified cancers. N=63	WHO alopecia scale	Scalp cooling system	Hair loss (reduction of alopecia grades 3-4)	Grade 1-2: 24 (77.4%) Grade 3-4: 7 (22.6%)	Grade 1-2: 12 (38.7%) Grade 3-4: 19 (61.3%)	Grade 1-2: 15 (50%) Grade 3-4: 15 (50%)	Grade 1-2: 8 (25%) Grade 3-4: 24 (75%)
Macduff, 2003 ⁴⁸	Randomized clinical trial	Breast cancer N=30	WHO alopecia scale	Cool cap	Hair loss (increase from grade 0 to 2)	Grades 0 a 2: 73%	Grades 0 a 2: 23%	Grades 0 a 2: 25%	Grades 0 a 2: 0%
Nangia, 2016 ⁴⁹	Randomized clinical trial	Breast cancer N=182	CTCAE v. 4.0 grade 0 (No hair loss), grade 1 (Hair loss of <50% of normal but it does not require wearing a wig). Failure was defined as CTCAE v4.0 grade 2 (Hair loss of >50% normal and it requires wearing a wig).	Scalp cooling	Efficacy: success in hair preservation N (%)			N=95 Grade 0: 48 (50.5%) Grade 1: 5 (5.3%) Grade >2: 47 (49.5%)	N=47 Grade 0: 0 (0%) Grade 1: 0 (0%) Grade >2: 47 (100%)
Lemenage, 1997 ⁵⁰	Randomized clinical trial	Different types of cancer N=98	WHO alopecia grading Grade 0: No hair loss Grade 1: Slight hair loss Grade 2: moderate hair loss Grade 3: complete but reversible hair loss Grade 4: complete and irreversible hair loss	Cool cap	Efficacy: Degree of alopecia less than 2 N (%)			Grades 0-1: 83 (85.60%)	Grades 2-4: 14 (14.4%)
Nolte, 2006 ⁵¹	Randomized clinical trial	Gynecologic cancer N=187	Breast cancer stem cells (BC SCs) (Secord & Jourand, 1953).	45-minute video featuring makeup techniques and suggestions for women's hairstyles and headpieces.	Body image perception			2.24 (0.61)	2.17 (0.53)
Rugo, 2017 ⁵²	Randomized clinical trial	Breast cancer N=182	Dean scale	Scalp colling	Efficacy: success in hair preservation N (%)			67 (66.3%)	0 (0%)

Table 4. Non-pharmacological interventions: pain and neuropathy outcome

Author, year	Design	Population and population size N	Instrument	Intervention	Outcome	Outcome			
						Before		After	
						Intervention	Control	Intervention	Control
Nursing intervention programs									
Molassiotis, 2009 ¹⁷	Randomized clinical trial	Colorectal and breast cancer N=164	CTCAE Toxicity Rating Scale (NIH/NCI)	Home care nursing program	Toxicity grading Mean	NR	NR	2.9	6.3
Rustoen, 2014 ⁵³	Randomized clinical trial	Different types of cancer with bone metastasis N=179	Care Needs Assessment (CNA)	Nursing program for pain management (PRO-SELF)	Pain Mean	3.6	3.7	2.7	3.1
De Wit, 1997 ⁵⁴	Randomized clinical trial	Different types of cancer N=313	McGill Pain Questionnaire (MPQ-DLV)	Pain education program	Pain %	58.4	55.9	39.4	16.9
Muscle exercises									
Aghabati, 2008 ⁵⁵	Randomized clinical trial	Cancer patients N=90	Care Needs Assessment (CNA)	Therapeutic touch	Pain Mean	1.9	0.02	1	0
Miladinia, 2017 ⁵⁶	Randomized clinical trial	Acute Leukemia N=64	Care Needs Assessment (CNA)	Slow-Stroke Back Massage (SSBM)	Pain Mean	6.5	6	4.8	6.3
Dhawan, 2020 ⁵⁷	Randomized clinical trial	Different types of cancer N=45	Chemotherapy-induced peripheral neuropathy (CIPN)	Muscle strengthening exercises	Neuropathy Mean	132.5	129.3	83.1	140.8
Self-affirmation									
Yildirim, 2017 ⁵⁸	Randomized clinical trial	Different types of cancer N=140	Edmonton Symptom Assessment System (ESAS)	Self-affirmation	Pain Mean	0.66	1.31	0.09	2.03
Given, 2015 ⁵⁹	Randomized clinical trial	Different types of cancer N=113	Symptom experience scale	Supportive care	Pain n (%) / mean	29(69)/7.3	30(63)/6.8	19(54)/3.3	25(58)/4.4
Foot bath									
Park, 2015 ⁶⁰	Quasi-experimental	Colorectal and gastric cancer N=48	CTCAE Toxicity Rating Scale (NIH/NCI)	Foot bath	Neurotoxicity grades 2 and 3 n (%)	24(100)	24(100)	20(83)	21(87.5)
Neural gliding									
Andersen, 2020 ⁶¹	Randomized clinical trial	Breast cancer N=61	Disability of the Arm, Shoulder and Hand (DASH) questionnaire	Nerve gliding exercises	Neuropathy. Mean	44.1	44.8	40.6	45.9
Acupuncture									
Zhi, 2022 ⁶²	Randomized clinical trial	Different types of cancer N=63	Quantitative Sensory Testing (QST)	Acupuncture	Thermal neuropathy n/mean	21/46.31	19/46.31	17/47.12	16/46.96
Arslan, 2020 ⁶³	Randomized clinical trial	Colorectal and gastric cancer. N=60	CTCAE Toxicity Rating Scale (NIH/NCI)	Henna application	Neuropathy Mean	65	67.9	40.9	68.4
Greenlee, 2016 ⁶⁴	Randomized clinical trial	Breast cancer N=63	Net Promoter Score de 4 (NPS-4 score)	Acupuncture	Neuropathy Mean	16.8	35.2	7.9	18

Table 5. Non-pharmacological Interventions: Sleep Disorders

Author, year	Design	Population and population size N	Instrument	Intervention	Outcome	Outcome			
						Before		After	
						Intervention	Control	Intervention	Control
Acupressure									
Tsao, 2019 ⁶⁵	Quasi-experimental	Ovarian cancer N=60	PSQI-Pittsburgh Sleep Quality Index	Acupressure	Sleep quality Mean	2.5	2.24	2.4	4.05
Kuo, 2018 ⁶⁶	Randomized clinical trial	Ovarian cancer N=40	PSQI-Pittsburgh Sleep Quality Index	Acupressure	Sleep quality Mean	13.2	12.25	4.21	12.75
Telephone follow-up programs									
Barsevick, 2010 ¹¹	Randomized clinical trial	Different types of cancer N=276	PSQI-Pittsburgh Sleep Quality Index	Telephone follow-ups and education	Sleep quality Mean	8.01	7.83	7.96	8.24
Physical exercise programs									
Coleman, 2012 ⁶⁷	Randomized clinical trial	Multiple myeloma N=187	Actigraphy*	Physical exercise program	Sleep quality Mean	79.7	81.39	77.79	76.57
Foot bathing									
Yang, 2010 ⁶⁸	Randomized clinical trial	Gynecologic cancers N=50	Verran y Snyder-Halpern Sleep Scale	Warm-water footbath	Sleep quality Mean	805.5	743	944.9	763.2
Movement and relaxation practices									
Chuang, 2017 ⁶⁹	Randomized clinical trial	Non-Hodgkin lymphoma N=96	Verran y Snyder-Halpern Sleep Scale	Practice of Chan-Chuang qigong	Sleep quality Mean	657	79.7	922.9	77.19
Yang, 2021 ⁷⁰	Cohort	Ovarian cancer N=389	PSQI-Pittsburgh Sleep Quality Index	Exercise and cognitive behavioral therapy	Sleep quality Mean	13.94	14.76	14.29	14.37
Reich, 2015 ⁷¹	Randomized clinical trial	Breast cancer N=79	PSQI-Pittsburgh Sleep Quality Index	Mindfulness	Sleep quality Mean	7.97	8.39	6.91	6.91
Baraz, 2017 ⁵⁶	Randomized clinical trial	Acute leukemia N=64	PSQI-Pittsburgh Sleep Quality Index	Slow-Stroke Back Massage on Symptom (SSBM)	Sleep quality Mean	12.23	9.7	12.1	12.37

*Actigraphy: An instrument used to monitor sleep and wakefulness patterns.

Table 6. Non-pharmacological Interventions: Neutropenia

Author, year	Design	Population and population size N	Instrument	Intervention	Outcome	Outcome			
						Before		After	
						Intervention	Control	Intervention	Control
Mei Ling Yeh, 2006 ⁷²	Quasi-experimental	Breast cancer N: 67	SYSMEX9000 automatic blood analyzer	Chan-Chuang qi-gong therapy	WBC count Hemoglobin Platelets	1.955 µL 11.42 g/dL 189,500 µL	1.955 µL 11.32 g/dL 194,523 µL	> 416.25 µL < 0.27 g/dL > 92,531.25µL	> 810.57 µL < 0.43g/dL > 67,057.14 µL
Chuang TY, 2017 ⁶⁹	Randomized clinical trial	Non-Hodgkin lymphoma N:100	Beckman automatic blood analyzer	Chan-Chuang qi-gong therapy	WBC count Hemoglobin Platelets	4,731.46 µL (SD 2,074.34 µL) 11.64 g/dl (SD 2.03 g/dL) 173,479.17(SD 96,707.49 µL)	5,482.29 µL (SD 3,460.63 µL) 11.39 g/dL(SD 2.03 g/dL) 200,645.83 µL (94,867.32 µL)	6,478.33 µL (SD 4,222.05 µL) 11.97 g/dL (SD 2.06 g/dL) 177,395.83 µL (SD 80,056.29 µL)	4,150.42 µL (SD 2,142.67 µL) 11.07 g/dL (SD 2.15 g/dL) 179,250.00 µL (SD 80,795.38 µL)

Discussion

This review described non-pharmacological interventions for controlling the primary side effects of chemotherapy with a high degree of heterogeneity and internal validity among the studies. This is consistent with some studies stating that non-pharmacological interventions are complementary to medical treatments; however, they emphasize the lack of valid evidence to present the effect of these interventions as complementary to pharmacological treatments^{73,74}.

The review described several types of non-pharmacological interventions to address the side effects of chemotherapy. These interventions include education and exercise programs, hypothermia devices, acupressure techniques, music therapy, traditional Chinese medicine techniques, relaxation techniques, foot baths, and transcutaneous electrical nerve stimulation^{75,76}.

Nurse-led home-based patient education programs are designed to manage symptoms. These non-pharmacological interventions have shown measurable differences in pain levels before and after the intervention^{54,59}. A need was identified to standardize educational programs and to know the content and indicators for pain assessment^{26,76,79}. However, for patients with multiple symptoms, these processes should be accompanied by psychological support and strengthening of mental health to ensure beneficial application and results in the control of the symptoms.

Holistic medical systems such as acupressure have been studied extensively. This review found that acupressure consistently reduced nausea and vomiting compared to standard care in all measurements³⁶. This result is consistent with the study by Lee A et al.⁷⁸, who conducted a review and found that acupressure at the P6 point has a moderate effect compared to placebo, although the studies have limitations in terms of variation in effects and methodological quality. However, when comparing acupressure with antiemetics, no difference in the incidence of nausea and vomiting was observed. Therefore, it can be concluded that the available evidence may support a combined therapy of P6 point stimulation and antiemetic drugs rather than drug prophylaxis alone and that further high-quality trials are needed⁷⁶⁻⁷⁹.

Manipulative and body-based practices, such as muscle relaxation therapies, reflexology, and therapeutic touch, along with sensory intervention techniques like music therapy and guided imagery, have been described and evaluated with positive effects^{80,81}; however, the reported studies record wide variability of populations, techniques, and study periods regarding outcomes such as pain, nausea and vomiting⁷⁶⁻⁸¹. The main limitation of these studies was the lack of control for confounding factors, such as the use of medications and other therapies and individual perception of the symptom.

It is important to consider that these types of studies are valuable in building the body of evidence that will later support evidence-based recommendations⁸². The literature consistently states that acupressure is a complementary technique and does not replace traditional treatment⁷⁹. The reported studies agree that environmental factors and the use of patients' unreported therapies limit the evaluation of interventions; hence, there is a need to identify what type of interventions patients are conducting.

The immune system's vulnerability to opportunistic infections and the extended duration of treatment make neutropenia a priority in evaluating non-pharmacological interventions. Chan-Chuang qigong therapy has been evaluated in people diagnosed with cancer^{69,72} and showed an increase in white blood cell count before and after the intervention. However, variables such as time, comorbidities, and treatments must be controlled to estimate the true effect of this intervention.

Alopecia is one of the secondary symptoms that compromise biological, psychological, emotional, and social aspects, affecting the health status of people who suffer from it and is increasingly becoming a priority outcome for the well-being of patients^{83,84}. Video tutorials for makeup, wig styling, and scalp cooling are techniques that have been increasingly reported in recent years to mitigate these effects and improve the quality of life for patients. There is a need to further clarify alopecia measurement strategies with validated scales for different populations.

This review included observational and experimental studies, giving a broad overview of the interventions reviewed. These results suggest some implications for clinical practice and future research. First, each of these interventions and their results should be considered with caution since the representativeness of the populations and the standardization of the techniques used can only be generalized to patients with characteristics similar to those studied in the included studies. Secondly, for research purposes, it is highly recommended that future reviews focus on interventions by symptom clusters⁸⁵. The search strategies used in this review enabled us to capture the broadest selection of relevant literature according to the side effects of chemotherapy using distinct search terms. The included studies showed low methodological quality and evidence that interventions could have a real effect on controlling various symptoms, as evidenced by acupressure on symptoms such as nausea and vomiting, sleep disorders, pain, and neuropathy. The findings of this review highlight the gaps in the available literature and emphasize the importance of further documenting the effect of non-pharmacological interventions on chemotherapy side effects.

Conclusion

Prioritizing side effects for patients guides care plans for individuals. Non-pharmacological interventions such as acupressure, Chinese therapies such as Chan-Chuang qigong, muscle relaxation therapies, and nursing intervention programs have been evaluated and described with evidence for nausea and vomiting, pain and neuropathy, sleep disorders, alopecia, neutropenia, and anorexia. However, there is still high variability in the type of intervention, outcomes measuring, and lack of statistical power, making it difficult to estimate the effects of these interventions. Research with methodological rigor and standardization of these interventions is needed to validate their effects on these outcomes.

Conflict of Interest: The authors declare no conflicts of interest.

Funding: Own funds.

Acknowledgment: We thank Nurse Ana Beatriz Pizarro for her contribution to the selection of the review articles.

References

1. **The International Agency for Research on Cancer (IARC).** Global Cancer Observatory [Internet]. larc.fr. [cited 2023 May 5]. Available from: <https://gco.iarc.fr/>
2. **Instituto Nacional del Cáncer.** Tipos de tratamiento. Consulta: mayo 05, 2022. Disponible en: <https://www.cancer.gov/espanol/cancer/tratamiento/tipos>
3. **American Cancer Society.** Efectos secundarios de la quimioterapia. Consulta: mayo 05, 2022. Disponible en: <https://www.cancer.org/es/tratamiento/tratamientos-y-efectos-secundarios/tipos-de-tratamiento/quimioterapia/efectos-secundarios-de-la-quimioterapia.html>
4. **Instituto Nacional del Cáncer.** Náuseas y vómitos relacionados con el tratamiento del cáncer (PDQ®)–Versión para profesionales de salud – NCI. Consulta: Mayo 05, 2022. Disponible en: <https://www.cancer.gov/espanol/cancer/tratamiento/efectos-secundarios/nauseas/nauseas-pro-pdq>

5. **Cefalo M, Ruggiero A, Maurizi P, Attinà G, Arlotta A, Riccardi R.** Pharmacological management of chemotherapy-induced nausea and vomiting in children with cancer. *J Chemother.* 2009;21(6):605–10. <https://doi.org/10.1179/joc.2009.21.6.605>
6. **Cope DG.** Clinical updates in nausea and vomiting. *Semin Oncol Nurs.* 2022;38(1):151249. <https://doi.org/10.1016/j.soncn.2022.151249>
7. **Sinclair S, Beamer K, Hack T, McClement S, Raffin Bouchal S, Chochinov H, et al.** Sympathy, empathy, and compassion: A grounded theory study of palliative care patients' understandings, experiences, and preferences. *Palliat Med.* 2017;31(5):437–47. <https://doi.org/10.1177/02692163166663499>
8. **Mao J, Ismaila N, Bao T, Barton D, Ben-Arye E, Garland E, et al.** Integrative Medicine for Pain Management in Oncology: Society for Integrative Oncology-ASCO Guideline. *J Clin Oncol.* 2022;40(34):3998–4024. <https://doi.org/10.1200/JCO.22.01357>
9. **Liberati A, Altman D, Tetzlaff J, Mulrow C, Gøtzsche P, Ioannidis J, et al.** The PRISMA statement for reporting systematic reviews and meta-analyses of studies that evaluate healthcare interventions: explanation and elaboration. *BMJ.* 2009;339. <https://doi.org/10.1136/bmj.b2700>
10. **Gómez Neva ME, Buitrago Lopez A, Pulido E, Ibáñez L, Caroprese O.** Intervenciones no farmacológicas para efectos priorizados por pacientes, de quimioterapia antineoplásica: revisión sistemática, *Mendeley Data, V1.* 2023 <https://doi.org/10.17632/v2g4p7h4fd.1>
11. **Barsevick A, Dudley W, Beck S.** Cancer-related Fatigue, Depressive Symptoms, and Functional Status: A Mediation Model. *Nurs Res.* 2006;55(5):366-72. <https://doi.org/10.1097/00006199-200609000-00009>
12. **Zhang Y, Alonso-Coello P, Guyatt G, Yepes-Nuñez J, Aki E, Hazlewood G, et al.** GRADE Guidelines: 19. Assessing the certainty of evidence in the importance of outcomes or values and preferences- Risk of bias and indirectness. *J Clin Epidemiol.* 2019; 111:94–104. <https://doi.org/10.1016/j.jclinepi.2018.01.013>
13. **Mourad Ouzzani, Hossam Hammady, Zbys Fedorowicz, Ahmed Elmagarmid.** Rayyan — a web and mobile app for systematic reviews. *Systematic Reviews.* 2016; 5:210. <https://doi.org/10.1186/s13643-016-0384-4>
14. **Sterne J, Savović J, Page M, Elbers R, Blencowe N, Boutron I, et al.** RoB 2: a revised tool for assessing risk of bias in randomised trials. *BMJ.* 2019;366. <https://doi.org/10.1136/bmj.l4898>
15. **Wells G, Shea B, O'Connell D, Robertson J, Peterson J, Welch V, et al.** The Newcastle-Ottawa Scale (NOS) for Assessing the Quality of Nonrandomized Studies in Meta-Analysis. *Ottawa Hospital Research Institute.* 2011;2(1):1-12 https://www3.med.unipmn.it/dispense_ebm/2009-2010/Corso%20Perfezionamento%20EBM_Faggiano/NOS_oxford.pdf
16. **Teskereci G, Yangın H, Kulakaç Ö.** Effects of a nursing care program based on the theory of human caring on women diagnosed with gynecologic cancer: a pilot study from Turkey. *Journal of Psychosocial Oncology.* 2022;40(1):45–61. <https://doi.org/10.1080/07347332.2021.1878317>
17. **Molassiotis A, Brearley S, Saunders M, Craven O, Wardley A, Farrell C, et al.** Effectiveness of a home care nursing program in the symptom management of patients with colorectal and breast cancer receiving oral chemotherapy: A randomized, controlled trial. *Journal of Clinical Oncology.* 2009;(36):6191-8 <https://doi.org/10.1200/JCO.2008.20.6755>
18. **Alboughobeish SZ, Asadizaker M, Rokhafrooz D, Cheraghian B.** The effect of mobile-based patient education on nausea and vomiting of patients undergoing chemotherapy. *Biomedical Research.* 2017;28(19):8172–8 <https://www.alliedacademies.org/articles/the-effect-of-mobilebased-patient-education-on-nausea-and-vomiting-of-patients-undergoing-chemotherapy-8580.html>
19. **Kearney N, McCann L, Norrie J, Taylor L, Gray P, McGee-Lennon M, et al.** Evaluation of a mobile phone-based, advanced symptom management system (ASyMS©) in the management of chemotherapy-related toxicity. *Supportive Care in Cancer.* 2009;17(4):437–44. <https://doi.org/10.1007/s00520-008-0515-0>
20. **De Carvalho EC, Martins FTM, Dos Santos CB.** A pilot study of a relaxation technique for management of nausea and vomiting in patients receiving cancer chemotherapy. *Cancer Nurs.* 2007;30(2):163-167. https://journals.lww.com/cancernursingonline/fulltext/2007/03000/a_pilot_study_of_a_relaxation_technique_for.12.aspx
21. **Molassiotis A.** A pilot study of the use of progressive muscle relaxation training in the management of post-chemotherapy nausea and vomiting. *Eur J Cancer Care (Engl).* 2000;9(4):230–4. <https://doi.org/10.1046/j.1365-2354.2000.00220.x>

22. **Lerman C, Rimer B, Blumberg B, Cristinzio S, Engstrom P, MacElwee N, et al.** Effects of coping style and relaxation on cancer chemotherapy side effects and emotional responses. *Cancer Nurs.* 1990;13(5):308-315. <https://pubmed.ncbi.nlm.nih.gov/2245418/>
23. **Ezzone S, Baker C, Rosselet R, Terepka E.** Music as an adjunct to antiemetic therapy. *Oncol Nurs Forum.* 1998;25(9):1551-1556. <https://pubmed.ncbi.nlm.nih.gov/9802051/>
24. **Hosseini M, Tirgari B, Forouzi MA, Jahani Y.** Guided imagery effects on chemotherapy induced nausea and vomiting in Iranian breast cancer patients. *Complement Ther Clin Pract.* 2016;25:8-12. <http://dx.doi.org/10.1016/j.ctcp.2016.07.002>
25. **Karagozoglu S, Tekyasar F, Yilmaz FA.** Effects of music therapy and guided visual imagery on chemotherapy-induced anxiety and nausea-vomiting. *J Clin Nurs.* 2013;22(1-2):39-50. <https://doi.org/10.1111/jocn.12030>
26. **Moradian S, Walshe C, Shahidsales S, Ghavam Nasiri MR, Pilling M, Molassiotis A.** Nevasicaudio program for the prevention of chemotherapy induced nausea and vomiting: A feasibility study using a Randomized clinical trial design. *European Journal of Oncology Nursing.* 2015;19(3):282-91. <https://doi.org/10.1016/j.ejon.2014.10.016>
27. **Ingersoll GL, Wasilewski A, Haller M, Pandya K, Bennett J, He H, et al.** Effect of concord grape juice on chemotherapy-induced nausea and vomiting: Results of a pilot study. *Oncol Nurs Forum.* 2010;37(2):213-21. <https://doi.org/10.1188/10.ONF.213-221>
28. **Sanaati F, Najafi S, Kashaninia Z, Sadeghi M.** Effect of Ginger and Chamomile on Nausea and Vomiting Caused by Chemotherapy in Iranian Women with Breast Cancer. *Asian Pac J Cancer Prev.* 2016;17(8):4125-4129. <https://pubmed.ncbi.nlm.nih.gov/27644672/>
29. **Vanaki Z, Matourypour P, Gholami R, Zare Z, Mehrzad V, Dehghan M.** Therapeutic touch for nausea in breast cancer patients receiving chemotherapy: Composing a treatment. *Complement Ther Clin Pract.* 2016;22:64-8. <http://dx.doi.org/10.1016/j.ctcp.2015.12.004>
30. **Özdelikara A, Tan M.** The effect of reflexology on chemotherapy-induced nausea, vomiting, and fatigue in breast cancer patients. *Asia Pac J Oncol Nurs.* 2017;4(3):241-9. <https://doi.org/10.4103/apjon.apjon.15.17>
31. **Avci HS, Ovayolu N, Ovayolu Ö.** Effect of acupressure on nausea-vomiting in patients with acute myeloblastic leukemia. *Holist Nurs Pract.* 2016;30(5):257-62. <https://doi.org/10.1097/HNP.000000000000161>
32. **Dibble S, Chapman J, Mack K, Shih A.** Acupressure for nausea: results of a pilot study. *Oncol Nurs Forum.* 2000;27(1):41-7. <https://pubmed.ncbi.nlm.nih.gov/10660922/>
33. **Dibble S, Luce J, Cooper B, Israel J, Cohen M, Nussey B, et al.** Acupressure for chemotherapy-induced nausea and vomiting: a randomized clinical trial. *Oncol Nurs Forum.* 2007;34(4):1-8. <https://doi.org/10.1188/07.ONF.xxx-xxx>
34. **Eghbali M, Yekaninejad M, Varaei S, Jalalinia S, Samimi M, Sa'atchi K.** The effect of auricular acupressure on nausea and vomiting caused by chemotherapy among breast cancer patients. *Complement Ther Clin Pract.* 2016;24:189-94. <https://doi.org/10.1016/j.ctcp.2016.06.006>
35. **Genç F, Tan M.** The effect of acupressure application on chemotherapy-induced nausea, vomiting, and anxiety in patients with breast cancer. *Palliative & Supportive Care.* 2015;13(2):275-84. <https://doi.org/10.1017/S1478951514000248>
36. **Genç A, Can G, Aydiner A.** The efficiency of the acupressure in prevention of the chemotherapy-induced nausea and vomiting. *Support Care Cancer.* 2013;21(1):253-261. <https://doi.org/10.1007/s00520-012-1519-3>
37. **Molassiotis A, Helin AM, Dabbour R, Hummerston S.** The effects of P6 acupressure in the prophylaxis of chemotherapy-related nausea and vomiting in breast cancer patients. *Complement Ther Med.* 2007;15(1):3-12. <https://doi.org/10.1016/j.ctim.2006.07.005>
38. **Molassiotis A, Russell W, Hughes J, Breckons M, Lloyd-Williams M, Richardson J, et al.** The effectiveness and cost-effectiveness of acupressure for the control and management of chemotherapy-related acute and delayed nausea: Assessment of Nausea in Chemotherapy Research (ANCHoR), a randomised controlled trial. *Health Technol Assess.* 2013;17(26):1-114. <https://doi.org/10.3310/hta17260>
39. **Molassiotis A, Russell W, Hughes J, Breckons M, Lloyd-Williams M, Richardson J, et al.** The effectiveness of acupressure for the control and management of chemotherapy-related acute and delayed nausea: A Randomized clinical trial. *J Pain Symptom Manage.* 2014;47(1):12-25. <https://doi.org/10.1016/j.jpainsymman.2013.03.007>

40. **Shen CH, Yang LY.** The Effects of Acupressure on Meridian Energy as well as Nausea and Vomiting in Lung Cancer Patients Receiving Chemotherapy. *Biol Res Nurs.* 2017;19(2):145-52. <https://doi.org/10.1177/1099800416683801>
41. **Shin YM, Kim TI, Shin MS, Juon HS.** Effect of Acupressure on Nausea and Vomiting During Chemotherapy Cycle for Korean Postoperative Stomach Cancer Patients. *Cancer Nursing.* 2004;27(4):267-274. <https://doi.org/10.1097/00002820-200407000-00002>
42. **Suh EE.** The effects of P6 acupressure and nurse-provided counseling on chemotherapy-induced nausea and vomiting in patients with breast cancer. *Oncol Nurs Forum.* 2012;39(1):e1-9. <https://doi.org/10.1188/12.ONF.E1-E9>
43. **Akhu-Zaheya LM, Khater WA, Lafi AY.** The effectiveness of hologram bracelets in reducing chemotherapy-induced nausea and vomiting among adult patients with cancer. *Cancer Nurs.* 2017;40(2):E17-29. <https://doi.org/10.1097/NCC.0000000000000374>
44. **Pearl ML, Fischer M, McCauley DL, Valea FA, Chalas E.** Transcutaneous electrical nerve stimulation as an adjunct for controlling chemotherapy-induced nausea and vomiting in gynecologic oncology patients. *Cancer Nurs.* 1999;22(4):307-311. <https://doi.org/10.1097/00002820-199908000-00008>
45. **Betticher DC, Delmore G, Breitenstein U, Anchisi S, Zimmerli-Schwab B, Müller A, et al.** Efficacy and tolerability of two scalp cooling systems for the prevention of alopecia associated with docetaxel treatment. *Support Care Cancer.* 2013;21:2565-2573. <https://doi.org/10.1007/s00520-013-1804-9>
46. **Giaccona G, Di Giulio F, Morandini MP, Calciati A.** Scalp hypothermia in the prevention of doxorubicin-induced hair loss. *Cancer Nurs.* 1988;11(3):170-173. <https://pubmed.ncbi.nlm.nih.gov/3401852/>
47. **Kargar M, Sarvestani RS, Khojasteh HN, Heidari MT.** Efficacy of penguin cap as scalp cooling system for prevention of alopecia in patients undergoing chemotherapy. *J Adv Nurs.* 2011;67(11):2473-7. <https://doi.org/10.1111/j.1365-2648.2011.05668.x>
48. **Macduff C, Mackenzie T, Hutcheon A, Melville L, Archibald H.** The effectiveness of scalp cooling in preventing alopecia for patients receiving epirubicin and docetaxel. *Eur J Cancer Care.* 2003;12(2):154-61. <https://doi.org/10.1046/j.1365-2354.2003.00382.x>
49. **Nangia J, Tao W, Osborne C, Niravath P, Otte K, Papish S, et al.** Effect of a Scalp Cooling Device on Alopecia in Women Undergoing Chemotherapy for Breast Cancer: The SCALP Randomized Clinical Trial. *JAMA.* 2017;317(6):596-605. <https://jamanetwork.com/journals/jama/fullarticle/2601500>
50. **Lemenager M, Lecomte S, Bonnetterre ME, Bessa E, Dauba J, Bonnetterre J.** Effectiveness of cold cap in the prevention of docetaxel-induced alopecia. *Eur J Cancer.* 1997;33(2):297-300. [https://doi.org/10.1016/S0959-8049\(96\)00374-7](https://doi.org/10.1016/S0959-8049(96)00374-7)
51. **Nolte S, Donnelly J, Kelly S, Conley P, Cobb R.** A randomized clinical trial of a videotape intervention for women with chemotherapy-induced alopecia: a gynecologic oncology group study. *Oncol Nurs Forum.* 2006;33(2):305-11. <https://pubmed.ncbi.nlm.nih.gov/16518446/>
52. **Rugo H, Klein P, Melin S, Hurvitz S, Melisko M, Moore A, et al.** Association Between Use of a Scalp Cooling Device and Alopecia After Chemotherapy for Breast Cancer. *JAMA.* 2017;17(6):606-614. <https://www.ncbi.nlm.nih.gov/pmc/articles/PMC5639721/>
53. **Rustøen T, Valeberg BT, Kolstad E, Wist E, Paul S, Miaskowski C.** A randomized clinical trial of the efficacy of a self-care intervention to improve cancer pain management. *Cancer Nurs.* 2014;37(1):34-43. <https://doi.org/10.1097/NCC.0b013e3182948418>
54. **De Wit R, Van Dam F, Zandbelt L, Van Buuren A, Van der Heijden K, Leenhouts G, et al.** A Pain Education Program for chronic cancer pain patients: Follow-up results from a Randomized clinical trial. *Pain.* 1997;73(1):55-69. [https://doi.org/10.1016/s0304-3959\(97\)00070-5](https://doi.org/10.1016/s0304-3959(97)00070-5)
55. **Aghabati N, Mohammadi E, Pour Esmail Z.** The Effect of Therapeutic Touch on Pain and Fatigue of Cancer Patients Undergoing Chemotherapy. *Evid Based Complement Alternat Med.* 2010;7(3):375. <https://doi.org/10.1093/ecam/nen006>
56. **Miladinia M, Baraz S, Shariati A, Malehi AS.** Effects of Slow-Stroke Back Massage on Symptom Cluster in Adult Patients with Acute Leukemia: Supportive Care in Cancer Nursing. *Cancer Nurs.* 2017;40(1):31-8. <https://doi.org/10.1097/NCC.0000000000000353>
57. **Dhawan S, Andrews R, Kumar L, Wadhwa S, Shukla G.** A Randomized clinical trial to Assess the Effectiveness of Muscle Strengthening and Balancing Exercises on Chemotherapy-Induced Peripheral Neuropathic Pain and Quality of Life Among Cancer Patients. *Cancer Nurs.* 2020;43(4):269-80. <https://doi.org/10.1097/NCC.0000000000000693>

58. **Yildirim M, Gulsoy H, Batmaz M, Ozgat C, Yesilbursali G, Aydin R et al.** Symptom management: The effects of self-affirmation on chemotherapy-related symptoms. *Clin J Oncol Nurs.* 2017;21(1):E15-22. <https://doi.org/10.1188/17.CJON.E15-E22>
59. **Given B, Given CW, McCorkle R, Kozachik S, Cimprich B, Rahbar MH, et al.** Pain and fatigue management: results of a nursing randomized clinical trial. *Oncol Nurs Forum.* 2002;29(6):949-56. <https://doi.org/10.1188/02.ONF.949-956>
60. **Park R, Park C.** Comparison of foot bathing and foot massage in chemotherapy-induced peripheral neuropathy. *Cancer Nurs.* 2015;38(3):239-47. <https://doi.org/10.1097/NCC.0000000000000181>
61. **Andersen Hammond E, Pitz M, Steinfeld K, Lambert P, Shay B.** An Exploratory Randomized Trial of Physical Therapy for the Treatment of Chemotherapy-Induced Peripheral Neuropathy. *Neurorehabil Neural Repair.* 2020;34(3):235-46. <https://doi.org/10.1177/1545968319899918>
62. **Zhi WI, Baser RE, Talukder D, Mei YZ, Harte SE, Bao T.** Mechanistic and thermal characterization of acupuncture for chemotherapy-induced peripheral neuropathy as measured by quantitative sensory testing. *Breast Cancer Res Treat.* 2023;197(3):535-45. <https://doi.org/10.1007/s10549-022-06846-3>
63. **Arslan S, Zorba Bahceli P, İlik Y, Artaç M.** The preliminary effects of henna on chemotherapy-induced peripheral neuropathy in women receiving oxaliplatin-based treatment: A parallel-group, randomized, controlled pilot trial. *Eur J Oncol Nurs.* 2020;48. <https://doi.org/10.1016/j.ejon.2020.101827>
64. **Greenlee H, Crew KD, Capodice J, Awad D, Buono D, Shi Z, et al.** Randomized sham-controlled pilot trial of weekly electro-acupuncture for the prevention of taxane-induced peripheral neuropathy in women with early-stage breast cancer. *Breast Cancer Res Treat.* 2016;156(3):453-64. <https://doi.org/10.1007/s10549-016-3759-2>
65. **Tsao Y, Creedy DK.** Auricular acupressure: reducing side effects of chemotherapy in women with ovarian cancer. *Supportive Care in Cancer.* 2019;27(11):4155-4163. <https://doi.org/10.1007/s00520-019-04682-8>
66. **Kuo HC, Tsao Y, Tu HY, Dai ZH, Creedy DK.** Pilot Randomized clinical trial of auricular point acupressure for sleep disturbances in women with ovarian cancer. *Res Nurs Health.* 2018;41(5):469-79. <https://doi.org/10.1002/nur.21885>
67. **Coleman EA, Goodwin JA, Kennedy R, Coon SK, Richards K, Enderlin C, et al.** Effects of Exercise on Fatigue, Sleep, and Performance: A Randomized Trial. *Oncol Nurs Forum.* 2012;39(5):468-77. <https://doi.org/10.1188/12.ONF.468-477>
68. **Yang HL, Chen XP, Lee KC, Fang FF, Chao YF.** The effects of warm-water footbath on relieving fatigue and insomnia of gynecologic cancer patients on chemotherapy. *Cancer Nurs.* 2010;33(6):454-60. <https://doi.org/10.1097/NCC.0b013e3181d761c1>
69. **Chuang T, Yeh M, Chung Y.** A nurse facilitated mind-body interactive exercise (Chan-Chuang qigong) improves the health status of non-Hodgkin lymphoma patients receiving chemotherapy: Randomised controlled trial. *Int J Nurs Stud.* 2017;69:25-33. <https://doi.org/10.1016/j.ijnurstu.2017.01.004>
70. **Yang W, Xi J, Guo L, Cao Z.** Nurse-led exercise and cognitive-behavioral care against nurse-led usual care between and after chemotherapy cycles in Han Chinese women of ovarian cancer with moderate to severe levels of cancer-related fatigue: A retrospective analysis of the effectiveness. *Medicine.* 2021;100(44):e27317. <https://doi.org/10.1097/MD.00000000000027317>
71. **Reich RR, Lengacher CA, Klein TW, Newton C, Shivers S, Ramesar S, et al.** A Randomized clinical trial of the Effects of Mindfulness-Based Stress Reduction (MBSR[BC]) on Levels of Inflammatory Biomarkers Among Recovering Breast Cancer Survivors. *Biol Res Nurs.* 2017;19(4):456-64. <https://doi.org/10.1177/1099800417707268>
72. **Yeh M, Lee T, Chen H, Chao T.** The influences of Chan-Chuang qi-gong therapy on complete blood cell counts in breast cancer patients treated with chemotherapy. *Cancer Nurs.* 2006;29(2):149-55. <https://doi.org/10.1097/00002820-200603000-00012>
73. **Centros para el control y la prevención de enfermedades-CDC.** Medicina complementaria y alternativa. Consulta: Agosto 08, 2023. Disponible en: https://www.cdc.gov/cancer-survivors/es/patients/complementary-alternative-medicine.html?CDC_AAref_Val=https://www.cdc.gov/spanish/cancer/survivors/patients/complementary-alternative-medicine.htm
74. **Instituto Nacional del cáncer.** Medicina complementaria y alternativa 2015. Consulta: Agosto 08, 2023. Disponible en: <https://www.cancer.gov/espanol/cancer/tratamiento/mca>

75. **Idoyaga Molina N, Luxardo N.** Medicinas no convencionales en cáncer. *Medicina (B Aires)*. 2005;65(5):390-394. http://www.scielo.org.ar/scielo.php?script=sci_arttext&pid=S0025-76802005000500002
76. **Heckroth M, Luckett RT, Moser C, Parajuli D, Abell TL.** Nausea and Vomiting in 2021: A Comprehensive Update. *J Clin Gastroenterol*. 2021;55(4):279-99. <https://doi.org/10.1097/MCG.0000000000001485>
77. **Turner L, Lau V, Neeson S, Davies M.** International Exchange Programs: Professional Development and Benefits to Oncology Nursing Practice. *Clin J Oncol Nurs*. 2019;23(4):439-42. <https://doi.org/10.1188/19.CJON.439-442>
78. **Lee A, Chan SKC, Fan LTY.** Stimulation of the wrist acupuncture point PC6 for preventing postoperative nausea and vomiting. *Cochrane Libr*. 2015;(11). <https://doi.org/10.1002/14651858.CD003281.pub4>
79. **Morehead A, Salmon G.** Efficacy of Acupuncture/Acupressure in the Prevention and Treatment of Nausea and Vomiting Across Multiple Patient Populations: Implications for Practice. *Nurs Clin North Am*. 2020;55(4):571-80. <https://doi.org/10.1016/j.cnur.2020.07.001>
80. **De Paolis G, Naccarato A, Cibelli F, D'Alete A, Mastroianni C, Surdo L, et al.** The effectiveness of progressive muscle relaxation and interactive guided imagery as a pain-reducing intervention in advanced cancer patients: A multicentre randomised controlled non-pharmacological trial. *Complement Ther Clin Pract*. 2019;34:280-7. <https://doi.org/10.1016/j.ctcp.2018.12.014>
81. **Wallace KG.** Analysis of recent literature concerning relaxation and imagery interventions for cancer pain. *Cancer Nurs*. 1997;20(2):79-88. <https://doi.org/10.1097/00002820-199704000-00001>
82. **Mora DC, Overvåg G, Jong MC, Kristoffersen AE, Stavleu DC, Liu J, et al.** Complementary and alternative medicine modalities used to treat adverse effects of anti-cancer treatment among children and young adults: a systematic review and meta-analysis of Randomized clinical trials. *BMC Complement Med Ther*. 2022;22(1):97. <https://doi.org/10.1186/s12906-022-03537-w>
83. **Coelho A, Parola V, Cardoso D, Bravo ME, Apóstolo J.** Use of non-pharmacological interventions for comforting patients in palliative care: a scoping review. *JBI Database System Rev Implement Rep*. 2017;15(7):1867-904. <https://doi.org/10.111124/JBISRIR-2016-003204>
84. **Freites-Martinez A, Shapiro J, Goldfarb S, Nangia J, Jimenez JJ, Paus R, et al.** Hair disorders in patients with cancer. *J Am Acad Dermatol*. 2019;80(5):1179-96. <https://doi.org/10.1016/j.jaad.2018.03.055>
85. **Mao J, Pillai G, Andrade C, Ligibel J, Basu P, Cohen L, et al.** Integrative oncology: Addressing the global challenges of cancer prevention and treatment. *CA Cancer J Clin*. 2022;72(2):144-64. <https://doi.org/10.3322/caac.21706>



Available in:

<https://www.redalyc.org/articulo.oa?id=359582521020>

How to cite

Complete issue

More information about this article

Journal's webpage in redalyc.org

Scientific Information System Redalyc
Diamond Open Access scientific journal network
Non-commercial open infrastructure owned by academia

María Elizabeth Gómez-Neva, Edwin Pulido-Ramirez,
Leidy Johana Ibañez-Rodriguez, Oscar Caroprese,
Adriana Buitrago-Lopez

**Non-pharmacological interventions for side effects of
antineoplastic chemotherapy prioritized by patients:
systematic review**

**Intervenciones no-farmacológicas para efectos
secundarios a la quimioterapia antineoplásica
priorizados por pacientes: revisión sistemática**

**Intervenções não farmacológicas para efeitos colaterais
da quimioterapia antineoplásica priorizados pelos
pacientes: revisão sistemática**

Revista Cuidarte

vol. 15, no. 3, e3612, 2024

Programa de Enfermería, Facultad de Ciencias de la Salud,
Universidad de Santander UDES,

ISSN: 2216-0973

ISSN-E: 2346-3414

DOI: <https://doi.org/10.15649/cuidarte.3612>