



Shilap Revista de Lepidopterología

ISSN: 0300-5267

ISSN: 2340-4078

Sociedad Hispano-Luso-Americana de Lepidopterología

Makhov, Ilya A.; Lukhtanov, Vladimir A.; Vishnevskaya, Maria S.  
Lepidoptera collected in S. W. Mongolia during expedition  
in Mongolian Altai in 2022 (Lepidoptera: Geometridae)  
Shilap Revista de Lepidopterología, vol. 51, no. 204, 2023, January-March, pp. 681-707  
Sociedad Hispano-Luso-Americana de Lepidopterología

Available in: <https://www.redalyc.org/articulo.oa?id=45577630009>

- ▶ How to cite
- ▶ Complete issue
- ▶ More information about this article
- ▶ Journal's webpage in redalyc.org



Scientific Information System Redalyc

Network of Scientific Journals from Latin America and the Caribbean, Spain and Portugal

Project academic non-profit, developed under the open access initiative

# Lepidoptera collected in S. W. Mongolia during expedition in Mongolian Altai in 2022 (Lepidoptera: Geometridae)

Ilya A. Makhov, Vladimir A. Lukhtanov & Maria  
S. Vishnevskaya

## Abstract

An annotated checklist of Geometridae collected in Southwest Mongolia is presented. In total 51 species are recorded. Eight species are recorded as new for the fauna of Mongolia, *Alcis depravata* (Staudinger, 1892), *Holoterpna diagrapharia* Püngeler, 1900, *Scotopteryx supproximaria* (Staudinger, 1892), *Cataclysmes riguata* (Hübner, [1813]), *Rhodostrophia crypta* Viidalepp & Kostkuk, 2020, *Idaea ossiculata* (Lederer, 1870), *Scopula divisaria* (Christoph, 1893), and *Casilda consecraria* (Staudinger, 1871). Habitus and genitalia are illustrated for these species. Four of them were DNA-barcoded, as well as three other species. Results of DNA barcoding are discussed.

**Keywords:** Lepidoptera, Geometridae, new records, Mongolian Altai, DNA barcoding, Mongolia.

## Lepidoptera recolectados en el S. O. de Mongolia durante la expedición en el Altai Mongol en 2022 (Lepidoptera: Geometridae)

## Resumen

Se presenta una lista anotada de los Geometridae recolectados en el suroeste de Mongolia. En total se registran 51 especies. Ocho especies son nuevas para la fauna de Mongolia, *Alcis depravata* (Staudinger, 1892), *Holoterpna diagrapharia* Püngeler, 1900, *Scotopteryx supproximaria* (Staudinger, 1892), *Cataclysmes riguata* (Hübner, [1813]), *Rhodostrophia crypta* Viidalepp & Kostkuk, 2020, *Idaea ossiculata* (Lederer, 1870), *Scopula divisaria* (Christoph, 1893) y *Casilda consecraria* (Staudinger, 1871). Se ilustran el hábitat y la genitalia de estas especies. Cuatro de ellas han sido codificadas por ADN, al igual que otras tres especies. Se discuten los resultados de la codificación del ADN.

**Palabras clave:** Lepidoptera, Geometridae, nuevos registros, Altai mongol, código de barras de ADN, Mongolia.

## Introduction

The Lepidoptera fauna of Mongolia is of considerable interest to zoologists. Entomologists from different countries (former Soviet Union, Hungary, Russia etc.) have been studying the insect fauna (including Lepidoptera) of Mongolia for many years. Some groups of Mongolian lepidopterans were studied relatively well, namely Papilionoidea (Tshikolovets et al. 2009; Yakovlev, 2012), Sphingidae (Derzhavets, 1977; Yakovlev et al. 2015), Zygaenidae (Efetov et al. 2012), Cossidae (Yakovlev, 2004, 2015), Notodontidae (Morozov et al. 2016; Schintlmeister, 2008) and Pterophoridae (Ustjuzhanin & Kovtunovich, 2008). Nevertheless, the knowledge about other taxonomic groups (e. g. Geometridae, Noctuidae, Alucitidae) remains insufficient. The recent publications illustrate this well (Knyazev et al. 2020; Ustjuzhanin et al. 2016).

Our research considers the west part of Mongolia, Mongolian Altai in particular, which is still poorly

known. The Mongolian Altai is a mountain system in Mongolia and China which stretches approximately 1000 km from the northwest to the southeast. The mountain system of the Mongolian Altai reaches uplands of the Altai Republic (Russia) in the north, borders with deserts and semi-deserts of Dzhungaria and Gobi towards the south and west, and semi-deserts of the Great Lakes Depression in the northeastern area of the system. Mongolian Altai reaches an altitude of 4362 m (Mountain Munkh-Khajrkhan-Ula) and consists of several parallel ridges. Southwestern slopes receive more precipitation than northeastern ones, and they consist of richer forest-meadow landscapes (with spruce and larch prevailing in forests), changing into steppes in lowlands and alpine meadows. Steppes and semi-deserts dominate on northeastern slopes, while semi-deserts prevail between the mountains (Kamelin, 2005; Yakovlev et al. 2015).

The Mongolian Altai is a significant frontier in the distribution of insects: a number of studies have shown that insect fauna of the southwestern (Dzhungarian) slopes of Mongolian Altai differs markedly from those of the northeastern slopes. This conclusion is based on the distribution of Orthoptera (Sergeev, 1986), Coleoptera (Kryzhanovskij, 2002), Lepidoptera (Yakovlev, 2011, 2012, 2015). The main ridge of the Mongolian Altai divides the biota of the Altai Mountain region into two biological provinces: Altai-Dzhungarian (western) and Western Mongolian (eastern) (Yakovlev, 2012).

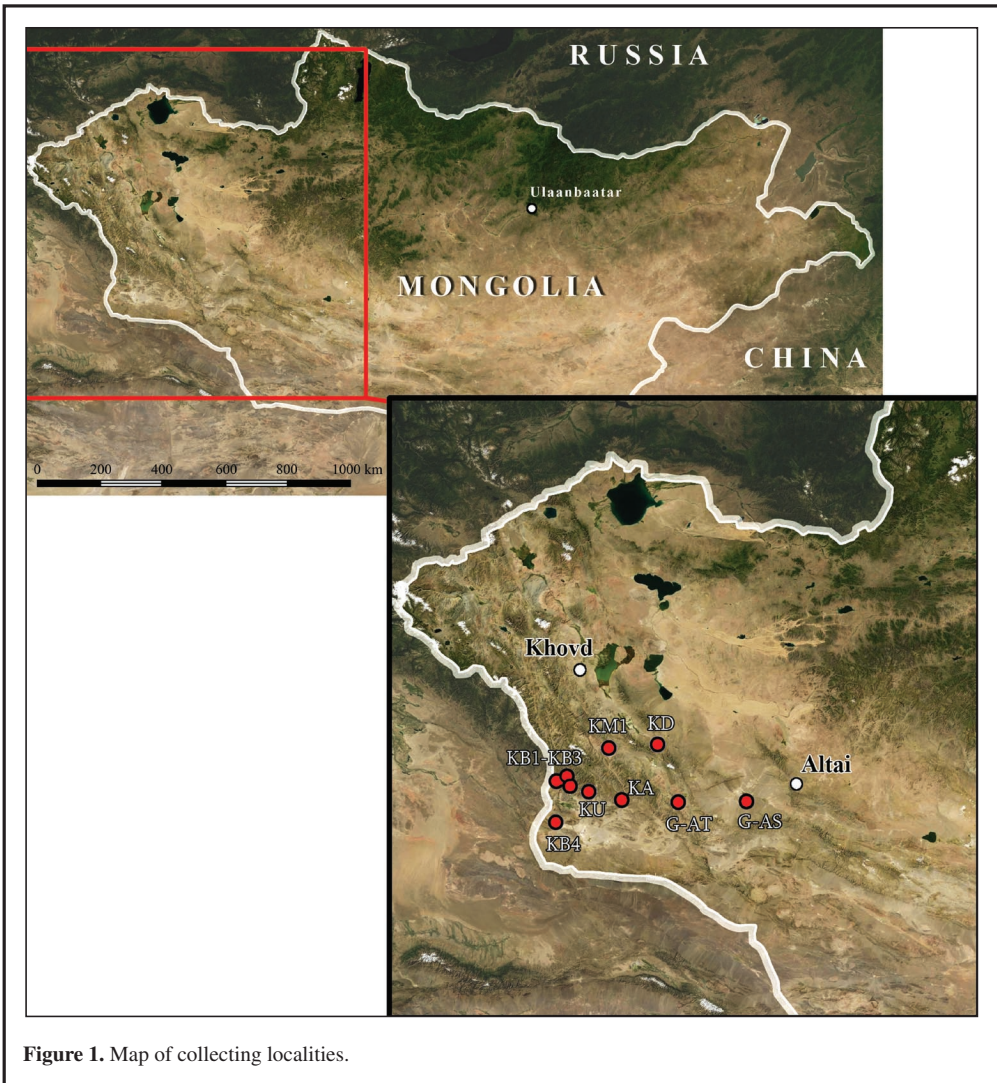
In June 2022 the authors of this article made a trip to the south of Mongolian Altai (Figure 1). The main goals of this expedition were to study the Lepidoptera fauna in south-western (Dzhungarian) macroslope of Mongolian Altai and Dzhungarian Gobi, the less studied and rather rich in biodiversity southern parts of Khovd and Gov'-Altai Aimags (Yakovlev, 2012; Yakovlev & Dubatolov 2013a, b).

The present paper is devoted to Geometridae recorded by us during this travel. Although Mongolia is one of the largest countries, little is known about its moth fauna, and there is no comprehensive review of species richness, diversity, and distribution patterns of geometrid moths in the country. A fairly complete historical review of the study of geometrid moths in Mongolia was given by Enkhtur and co-authors (2020). Only a few works deal with the geometrid moths of the Mongolian Altai (Vasilenko, 2004, 2006).

Here we provide the list of Geometridae recorded in 11 localities of W Mongolia (Table 1), including the species new for Mongolia.

**Table 1.** List of collection sites (in alphabetical order).

Abbreviation	Locality	Coordinates	Date	Figure
G-AT	Gov'-Altai Aimag, Tonkhil Sum, 11 km W of Tonkhil village	46.2979918N, 93.7575660E	15-VI	2A, 2B
G-AS	Gov'-Altai Aimag, Sharga Sum, Sharga village vicinity, wet meadow	46.265184N, 95.275054E	17-VI	2C
KA	Khovd Aimag, Altai Sum, 22 km NNW of Altai, 1552 m.a.s.l.	46.006623N, 92.356425E	6-VI	3A
KB1	Khovd Aimag, Bulgan Sum, 19 km NE of Bulgan, dry steppe	46.2548970N, 91.2569036E	12-VI	3B, 3C
KB2	Khovd Aimag, Bulgan Sum, 27 km NNW of Burenkhairkhan	46.3372557N, 91.4698368E	10-VI	4A
KB3	Khovd Aimag, Bulgan Sum, 30 km NNE of Bulgan	46.4021527N, 91.1830443E	11-VI	4B
KB4	Khovd Aimag, Bulgan Sum, 36 km S of Bulgan, desert	45.7812698N, 91.1355541E	7-VI	4C
KD	Khovd Aimag, Darvi Sum, 14 km NNW of Darvi vill., dry hills	46.958009N, 93.435621E	17-VI	5A, 5B
KM1	Khovd Aimag, Must Sum, 16 km NNW of Must, 2280 m.a.s.l.	46.7274700N, 92.5920415E	13-VI	6A, 6B
KM2	Khovd Aimag, Must Sum, 16 km NNW of Must, dry hills	46.7274700N, 92.5920415E	5-VI	6C
KU	Khovd Aimag, Uyenich Sum, 10 km NNE of Burenkhairkhan	46.1866290N, 91.6003534E	9-VI	5C



## Material and methods

### MATERIAL SAMPLING

The moths were sampled with standard methods. Most geometrids were captured at night (usually since twilight coming to 4-5 am) using a Sylvania HSL-BW 250W E40 mercury vapor lamp powered from a FUBAG TI 1000 petrol generator, and a portable screen made of white cotton canvas. The small part of lepidopterans was caught at daytime by an entomological net. All collected Lepidoptera are deposited in the Zoological Institute of the Russian Academy of Sciences (Saint Petersburg, Russia).

## MORPHOLOGICAL ANALYSIS

Genitalia preparations were made using a standard technique; maceration was performed with a 15% solution of potassium hydroxide. Glycerol was used for temporary preparations. The photos of temporary genitalia preparations were performed using a Nikon SMZ25 stereoscopic microscope, Nikon DS-Ri2 camera and NIS-Elements BR software.

## DNA BARCODING AND DATA ANALYSIS

For some moths we obtained DNA barcodes to verify our identifications. For DNA extraction we used the dry specimens; one to three legs of each specimen were used. The legs were crushed before lysis, and the lysis reaction proceeded overnight. DNA extraction was carried out using the DNeasy Blood & Tissue Kit (QIAGEN, Germany), according to the manufacturer's protocol. DNA elution was performed with 150 µL elution buffer. Amplification of a 658-bp-long COI fragment was performed using the primers HCO2198 (5'-TAAACTTCAGGGTGACCAAAAAATCA-3') (Folmer et al. 1994) and LCO1490 (5'-GGTCAACAAATCATAAAGATATTGG-3') (Folmer et al. 1994). The polymerase chain reaction (PCR) profile used for this marker was as follows: 95 °C for 3 min, 95 °C for 30 s, 50 °C for 45 s, 72 °C for 1 min (steps 2-4 cycled 34 times) and 72 °C for 10 min. The samples were sequenced at Evrogen JSC (Moscow).

Obtained COI sequences were blasted against the complete sequence database of the Barcode of Life Data systems (BOLD) in order to infer the closest matches using the BOLD Identification Engine ([http://www.boldsystems.org/index.php/IDS\\_OpenIdEngine](http://www.boldsystems.org/index.php/IDS_OpenIdEngine)). Moreover, a cross-check control of external morphology was also performed. Genetic distances were calculated using the Kimura 2-parameter (K2P) distance model (Kimura, 1980), using the analytical tools provided by the BOLD Systems v4 platform (Ratnasingham & Hebert, 2007). Genetic distances are given in % minimum pairwise distance. All sequences obtained were uploaded to GenBank; their accession numbers are provided in the annotated checklist (in the parentheses next to the corresponding specimens).

## Results and discussion

In the species list below, we provide the data on the findings of Geometridae made in 2022. All moths were collected by the first author. The taxonomic order follows the one presented in Beljaev & Mironov (2019). Literature references are given for each species with the corresponding combination. In the section "Material" the data on the location (see Table 1 for details), the number of collected moths and their sex are given. In the section "Distribution" the countries in which this species occur are listed. The following sources were used to characterize the distribution (Beljaev & Mironov, 2019; Beljaev, 2016; Gorbunov, 2011; Hausmann, 1993, 2001; Mironov & Galsworthy, 2014; Mironov & Ratzel, 2012; Mironov, 2013; Mironov, 2017; Rajaei et al. 2023; Vasilenko & Belousov, 2021; Vasilenko & Mironov, 2021; Vasilenko, 2006; Vasilenko, 2019; Viidalepp, 1975-1979, 1988, 1996). The species new for Mongolia are marked with asterisk. Some notes on distribution, results of DNA-barcoding and additional information are given in the separate section.

## Annotated checklist of species

GEOMETRIDAE  
ENNOMINAE

*Perconia strigillaria* (Hübner, [1787])

*Perconia strigillaria*: Viidalepp, 1975, 488; 1979, 783; 1996, 78; Enkhtur et al. 2017, 672; 2020, 15

*Perconai* [sic!] *strigillaria*: Enkhtur et al. 2021b, 370

Material: KB3 - 3 ♂♂, 2 ♀♀, G-AT - 2 ♀♀, KB1 - 1 ♀.

Distribution: Europe, Balkans, Ireland, Turkey, Transcaucasia, Russia (European part to S. Yakutia), Mongolia.

*Charissa difficilis* (Alphéraky, 1883)

*Gnophos difficilis*: Staudinger, 1896, 275; Alberti, 1971, 374; Viidalepp, 1975, 485; 1979, 786

*Dysgnophos difficilis*: Vojnits, 1975, 194

*Charissa difficilis*: Enkhtur et al. 2020, 13; Knyazev et al. 2020, 193

Material: KA - 3 ♂♂, 6 ♀♀, KB4 - 1 ♂, 4 ♀♀, KB1 - 1♀, KB3 - 3 ♀♀, KB2 - 2 ♂♂, 10 ♀♀, KU - 1♂, 2 ♀♀, KM1 - 2 ♂♂, 1 ♀, G-AT - 2 ♂♂.

Distribution: Russia (Caucasus, S. Ural), Armenia, Kazakhstan, Kyrgyzstan, Mongolia, N. W. China.

*Charissa turfosaria* (Wehrli, 1922)

?*Gnophos exilis* Wehrli, 1922, 15: Viidalepp, 1975, 486; 1979, 786; 1996, 82

?*Gnophos benepunctaria*, nec Wehrli, 1922, 16: Viidalepp, 1975, 486

?*Gnophos glaciata* Wehrli, 1922, 14: Viidalepp, 1975, 485

?*Gnophos glaciatus*: Viidalepp, 1979, 786

?*Dysgnophos benepunctarius* (Wehrli, 1922): Vojnits, 1975, 193; 1977, 174

?*Dysgnophos glaciatus*: Vojnits, 1975, 194; Viidalepp, 1996, 82

*Gnophos turfosaria*: Smiles, 1979: 117

?*Dysgnophos subsplendidaria*: Smiles, 1979, 118; Enkhtur et al. 2021b, 370

?*Charissa subsplendidaria* (Wehrli, 1922): Enkhtur et al. 2020, 13

*Charissa turfosaria*: Enkhtur et al. 2020, 13

Material: KM1 - 1 ♂; KM2 - 1 ♂; G-AT - 1 ♂; KB3 - 1 ♀.

Distribution: Russia (N. and central Ural, Altai, mountains of S. Siberia, E. and S. Yakutia, northern part, and mountains of the Far East), Kazakhstan, Mongolia, Alaska, Canada.

*Synopsia strictaria* Lederer, 1853

*Synopsia strictaria*: Staudinger, 1892, 366; 1896, 273; Staudinger & Rebel, 1901, 339; Vojnits, 1975, 189; 1977, 173; Viidalepp, 1979, 784; 1996, 79; Mühlenberg et al. 2011, 202; Enkhtur et al. 2021b, 370

*Megalycinia strictaria*: Viidalepp, 1975, 482; Enkhtur et al. 2020, 14; 2021a, Supplementary material (Table S2)

Material: KB3 - 1 ♀.

Distribution: Russia (S. Ural, Altai, S. Siberia, Dauria, southern part of the Far East), Kazakhstan, Mongolia, N. and S. W. China, N Korea.

*Dyscia fagaria* (Thunberg, 1784)

*Dyscia fagaria*: Beljaev, 2016, 544

Material: KB4 - 1 ♂.

Distribution: N. W. and Central Europe, W. Ukraine, Russia (S. European part, Caucasus, S. Ural, Transbaikalia), Transcaucasia, Central Asia, Kazakhstan, Mongolia, China (N. and N. W.).

*Jankowskia bituminaria* (Lederer, 1853)

*Boarmia bituminaria*: Staudinger, 1896, 274; Staudinger & Rebel, 1901, 339

*Cleora bituminaria*: Viidalepp, 1975, 483

*Pleognopteryx bituminaria*: Vojnits, 1975, 190; 1977, 173; Enkhtur et al. 2020, 15

*Jankowskia bituminaria*: Vasilenko, 2004, 68; Enkhtur et al. 2020, 14; Knyazev et al. 2020, 192

*Jankowskia bituminaria raddensis* Wehrli, 1941: Jiang et al. 2010, 10; Enkhtur et al. 2020, 14

Material: KA - 2 ♂♂, KB4 - 3 ♀♀, KU - 1 ♂.

Distribution: Russia (S. Siberia, Dauria, southern part of Far East), Mongolia, N. China, N. Korea.

*Spartopteryx kindermannaria* (Staudinger, 1871)

*Synopsia kindermannaria*: Staudinger, 1896, 274; Staudinger & Rebel, 1901, 338

*Spartopteryx kindermannaria*: Viidalepp, 1975, 482; Vojnits, 1975, 189; 1977, 173; Viidalepp, Solyanikov, 1977, 637; Mühlenberg et al. 2011, 202; Enkhtur et al. 2020, 15

*Spartopteryx kindermannaria* [sic!]: Viidalepp, 1979, 789; 1996, 86

Material: KB3 - 1 ♂.

Distribution: Russia (S. Ural, Altai, S. Siberia, Dauria, southern part of the Far East), S. Kazakhstan (Tien Shan), Mongolia, China (N. and N. W.).

*Hypomecis atomaria* (Linnaeus, 1758)

*Ematurga atomaria*: Staudinger, 1892, 379; Staudinger & Rebel, 1901, 350; Alberti, 1957, 6; Viidalepp, 1975, 486; Viidalepp, Solyanikov, 1977, 639; Enkhtur et al. 2020, 13

*Ematurga atomaria krassnojarscensis* Fuchs, 1901: Vojnits, 1975, 197; 1977, 174; Viidalepp, 1979, 787; 1996, 85; Enkhtur et al. 2020, 13

Material: KB2 - 1 ♂.

Distribution: Europe, Turkey, Transcaucasia, Russia, Kyrgyzstan, E. and S. Kazakhstan, Mongolia, China.

\* *Alcis depravata* (Staudinger, 1892)

Material: KB2 - 1 ♀ (GenBank ID: OQ720933).

Distribution: E. and S. Kazakhstan, Uzbekistan, Kyrgyzstan, Tajikistan, Mongolia, N. W. China.

Note: The only collected female was a mosaic gynandromorphy (Figure 7A). However, its appearance corresponds to the features of *A. depravata*, previously unknown from Mongolia.

*Phaselia serrularia* (Eversmann, 1847).

*Phaselia serrularia*: Enkhtur et al. 2020, 15

Material: KA - 1 ♂ (GenBank ID: OQ720935).

Distribution: Kazakhstan, Uzbekistan, Turkmenistan, Kyrgyzstan, Tajikistan, W. Mongolia, and Southern Federal District of Russia.

Note: The DNA barcode obtained from our sample was found to be identical with several *COI* of *Phaselia* collected in Khovd Aimag (Mongolia) by Roman Yakovlev in 2005 and 2016. Four of them are identified as *Phaselia serrularia* (Eversmann, 1847) and only one as *P. narynaria*. Analysis of genitalia of our specimen (Figures 10A, 10B) shows that it is conspecific with *P. serrularia*.

*Chiasmia saburraria* (Eversmann, 1851)

*Macaria intermaculata* var. *kenteata* Staudinger, 1892, 375; Staudinger, 1896, 273

*Phasiane zimmermanni* Graeser, 1888 var. *kenteata*: Staudinger & Rebel, 1901, 353

*Phasiane biparata* Lederer, 1853: Staudinger & Rebel 1901, 353

*Semiothisa saburraria kenteata* Staudinger, 1892: Vojnits, 1974, 283; 1977, 172

*Semiothisa saburraria*: Viidalepp, 1975, 478; 1978, 760; 1996, 75

*Chiasma* [sic!] *saburraria*: Vasilenko, 2004, 68

*Chiasmia saburraria*: Enkhtur et al. 2020, 13; Knyazev et al. 2020, 193

*Chiasmia saburraria kenteata*: Enkhtur et al. 2020, 13

Material: KB4 - 1 ♂.

Distribution: Russia (S. Ural to the southern part of the Far East), Mongolia, N. China.

## GEOMETRINAE

\* *Holoterpna diagrapharia* Püngeler, 1900

Material: KB2 - 4 ♂♂, 2 ♀♀ (Figures 7C, 7D).

Distribution: Iran, Turkmenistan, Uzbekistan, Kyrgyzstan, Kazakhstan, W. Mongolia.

Note: Rare turanian desert species (Gorbunov, 2011; Viidalepp, 1988), **new for Mongolia**. Apparently, the easternmost limits of the *H. diagrapharia* range lies in S. W. Mongolia.

*Thetidia smaragdaria* (Fabricius, 1787)

*Phorodesma smaragdaria* var. *prasinaria* (Eversmann, 1837): Staudinger, 1896, 271

*Euchloris smaragdaria* v. *mongolica*: Staudinger & Rebel 1901, 262

*Euchloris anomica* Prout, 1935: Vojnits, 1976, 169; 1977, 167

*Euchloris volgaria mongolica*: Vojnits, 1977, 168

*Thetidia volgaria* (Guenée, 1858): Viidalepp, 1975, 442; Enkhtur et al. 2020, 15

*Thetidia smaragdaria mongolica*: Viidalepp, 1976, 845; 1996, 63; Mühlenberg et al. 2011, 202

*Thetidia volgaria mongolica*: Enkhtur et al. 2020, 15

*Thetidia smaragdaria*: Knyazev et al. 2020, 192; Enkhtur et al. 2021, Supplementary material (Table S2)

Material: KB2 - 1 ♂, KB3 - 1 ♂.

Distribution: Europe, Russia, W. Turkey, ?Transcaucasia, ?N. Iran, Kyrgyzstan, Turkmenistan, Uzbekistan, Kazakhstan, Mongolia, China, Korea, Japan.

*Dyschloropsis impararia* (Guenée, 1858)

*Eucrostis impararia*: Staudinger, 1896, 272

*Geometra impararia*: Staudinger & Rebel 1901, 261

*Holoterpna impararia*: Vojnits, 1976, 170; 1977, 167

*Dyschloropsis impararia*: Alberti, 1971, 373; Viidalepp, 1975, 442; 1976, 845; 1996, 61; Vasilenko, 2004, 68; Knyazev et al. 2020, 192; Enkhtur et al. 2020, 15

Material: KA - 1 ♂; KD - 2 ♂♂; KU - 1 ♀; KB1 - 1 ♀.

Distribution: Russia (southern Ural to Dauria), Mongolia, Kazakhstan, Central Asia, N. China.

*Phaiogramma etruscaria* (Zeller, 1849)

*Phaiogramma* [sic!] *etruscaria*: Vasilenko, 2006, 346

Material: KU - 2 ♂♂, 2 ♀♀; KB1 - 1 ♂.

Distribution: S. Europe, Morocco, Tunisia, Turkey, Levant, S. W. Russia, Caucasus, Transcaucasia, N. Iraq, Iran, Afghanistan, Turkmenistan, Tajikistan, Uzbekistan, Kyrgyzstan, Kazakhstan, W. Mongolia.

*Microloxia herbaria* (Hübner, [1813])

*Microloxia herbaria advolata* Eversmann, 1837: Vojnits, 1977, 168; Enkhtur et al. 2020, 15

*Microloxia herbaria*: Viidalepp, 1975, 443; 1976, 846; 1996, 62; Knyazev et al. 2020, 192; Enkhtur et al. 2020, 15

Material: KB1 - 12 ♂♂, 2 ♀♀, KU - 1 ♂.

Distribution: Europe, Russia (S. European part, S. Ural), Turkey, Levant, Caucasus, Transcaucasia, N. Iran, Afghanistan, N. Pakistan, Kazakhstan, Turkmenistan, Uzbekistan, Kyrgyzstan, Tajikistan, W. Mongolia.

## LARENTIINAE

*Aplocera plagiata* (Linnaeus, 1758)

*Aplocera plagiata roddi* Vasilenko, 1995: Enkhtur et al. 2020, 16

Material: KB3 - 1 ♀.

Distribution: Europe, European Russia, Turkey, Transcaucasia, Levant, N. Iran, Afghanistan, Kazakhstan, Kyrgyzstan, Uzbekistan, Tajikistan, Turkmenistan, Mongolia, N. America.

\* *Scotopteryx supproximaria* (Staudinger, 1892)

Material: KB3 - 2 ♂♂, 7 ♀♀ (Figures 7E, 7F; genitalia: Figures 10C, 10D, 11I; GenBank ID: OQ720938).

Distribution: Kazakhstan, Uzbekistan, Kyrgyzstan, W. Mongolia.

Note: **A new species for the fauna of Mongolia.** Genetically *S. supproximaria* is close to *S. burgaria* (Eversmann, 1843): at minimum distances of 1.2%.

*Euphyia unangulata* (Haworth, 1809)

*Euphyia unangulata*: Viidalepp, 1975, 459; 1996, 17; Mühlenberg et al. 2011, 201; Enkhtur et al. 2020, 17; 2021a, Supplementary material (Table S2); 2021b, 371

Material: KA - 2 ♂♂.

Distribution: Europe, Russia, Mongolia, Central China, Korea, Japan, N. America.

*Euphyia coangulata* (Prout, 1914)

*Cid[aria] unangulata* var. *subangulata* Staudinger, 1896, 279

*Larentia unangulata* var. *subangulata*: Staudinger & Rebel, 1901, 303

*Cidaria coangulata*: Alberti, 1971, 373

*Euphyia coangulata*: Viidalepp, 1975, 459; 1977, 571; 1996, 17; Vojnits, 1979, 209; Knyazev et al. 2020, 193; Enkhtur et al. 2020, 17

Material: KB2 - 2 ♂♂; KB4 - 2 ♀♀.

Distribution: Russia (Altai, S. Siberia, Transbaikalia), Mongolia, W. China.

\* *Cataclysmes riguata* (Hübner, [1813])

Material: KB3 - 5 ♂♂ (Figure 7B).

Distribution: S. Europe, S. W. Russia (S. European part, Caucasus, S. Ural, Altai), Turkey, Transcaucasia (Georgia, Armenia, Azerbaijan), N. Iran, Afghanistan, Kazakhstan, S. Turkmenistan, Tajikistan, Kyrgyzstan.

Note: Not previously recorded from Mongolia. Earlier Viidalepp (1975, 462) noted that occurrence of this species in Mongolia is probable.

*Catarhoe cuculata* (Hufnagel, 1767)

*Catarhoe cuculata undulosa* (Warnecke, 1934): Viidalepp, 1996, 14

*Catarhoe cuculata*: Mühlenberg et al., 2011, 200; Enkhtur et al. 2020, 16; 2021b, 371

Material: KB3 - 1 ♀.

Distribution: Algeria, Europe, Russia, Turkey, Caucasus, Transcaucasia, Iran, Kazakhstan, Uzbekistan, Kyrgyzstan, Mongolia, Northeast China.

*Kyrtolitha obstinata* (Staudinger, 1892)

*Kyrtolitha obstinata*: Viidalepp, 1975, 451; 1977, 566; Enkhtur et al. 2020, 19

Material: KA - 2 ♂♂ (Figures 8A, 8B).

Distribution: E. and S. Kazakhstan (Dzhungarian (?) and Transili Alatau), Kyrgyzstan, Uzbekistan, Tajikistan, W. Mongolia, N. W. China.

*Nebula mongoliata* (Staudinger, 1896)

*Cid[aria] ibericata* ?var. *mongoliata* Staudinger, 1896, 278

*Larentia mongoliata*: Staudinger & Rebel, 1901, 300

*Coenotephria mongoliata*: Viidalepp, 1975, 458; Vojnits, 1979, 209

*Nebula mongoliata*: Viidalepp, 1996, 27; Vasilenko, 2004, 66; Enkhtur et al. 2020, 19

Material: KB2 - 1 ♂ (GenBank ID: OQ720940), KB3 - 2 ♂♂ (GenBank ID: OQ720939), KB4 - 5 ♂♂ (GenBank ID: OQ720941, OQ720942, OQ720943, OQ720944)

Distribution: Russia (S. E. Altai, Tyva, Irkutskaya Oblast, Buryatia, Zabaikalsky Kray), Mongolia.

Note: The studied specimens are genetically homogeneous, and their barcodes differ from ones of S. Siberian *N. mongoliata* (Irkutskaya Oblast, Buryatia) by 4 substitutions.

*Eupithecia centaureata* ([Denis & Schiffermüller], 1775)

*Eupithecia centaureata*: Viidalepp, 1975, 463; Vasilenko, 2004, 67; Mironov, Galsworthy, 2014, 114; Enkhtur et al. 2020, 17; 2021a, Supplementary material (Table S2); 2021b, 371; Knyazev et al. 2020, 193

*Eupithecia centaureata centralisata* Staudinger, 1892: Viidalepp, 1978, 753; 1996, 41

Material: KB4 - 1 ♂, KB2 - 1 ♂, KB3 - 1 ♂, 2 ♀♀, KU - 1 ♂, 1 ♀.

Distribution: Europe, Russia (European part to Amur region), N. Africa (Morocco, Algeria, Tunisia); Turkey, Transcaucasia, Lebanon, Israel, Jordan, Syria, Iran, Afghanistan, Kazakhstan, Uzbekistan, Turkmenistan, Kyrgyzstan, Tajikistan, Mongolia, China, Taiwan, Korea, India.

*Eupithecia vulgata* (Haworth, 1809)

*Tephroclystia vulgata*: Staudinger & Rebel, 1901, 312

*Eupithecia vulgata*: Staudinger, 1896, 283; Viidalepp, 1975, 463; Mironov & Galsworthy, 2014, 118; Enkhtur et al. 2020, 18

*Eupithecia vulgata lepsaria* Staudinger, 1882: Viidalepp, 1996: 42; Enkhtur et al. 2020, 18.

Material: KA - 2 ♂♂.

Distribution: N. Africa, Europe, Russia (European part to Amur region), Morocco, Lebanon, Turkey, Transcaucasia, N. Iran, Tajikistan, Afghanistan, Kazakhstan, Uzbekistan, Kyrgyzstan, Mongolia, N. W. China, Korea.

*Eupithecia holti* Viidalepp, 1973

*Eupithecia holti* Viidalepp, 1973, 397; 1975, 468; 1996, 36; Mironov & Galsworthy, 2014, 105; Enkhtur et al. 2020, 17; Knyazev et al. 2020, 193

Material: KA - 1 ♂, 1♀, KB4 - 1 ♂.

Distribution: Russia (Altai Mountains, Tyva, S. Buryatia), Mongolia.

*Eupithecia vicariata* Dietze, 1904

*Eupithecia vicariata*: Mironov, Galsworthy, 2014, 113; Knyazev et al. 2020, 193

Material: KB3 - 2 ♀♀, KU - 1 ♂.

Distribution: Turkmenistan, Kyrgyzstan, Tajikistan, S. W. Kazakhstan, Mongolia, W. China.

*Eupithecia exactata* Staudinger, 1882

*Eupithecia exactata*: Viidalepp, 1978, 752; Mironov & Galsworthy, 2014, 120; Knyazev et al. 2020, 193.

Material: KD - 2 ♂♂, G-AT - 1 ♂, 1 ♀.

Distribution: N. Iran, S. E. Kazakhstan, Kyrgyzstan, Tajikistan, N. E. Afghanistan, Russia (Altai Mountains), Kyrgyzstan, Mongolia, China, India, Pakistan.

*Eupithecia innotata* (Hufnagel, 1767)

*Eupithecia innotata*: Enkhtur et al. 2020, 17

Material: KB3 - 2 ♂♂.

Distribution: Europe (except Iceland, Scandinavia and the south of the Balkans), W. Russia,

Morocco, Algeria, Tunisia, Turkey, Transcaucasia, Kazakhstan, Uzbekistan, Kyrgyzstan, Tajikistan, Afghanistan, Pakistan, Mongolia, China (Xinjiang Uygur Autonomous Region, Qinghai).

*Eupithecia lariciata* (Freyer, 1842)

*Eupithecia lariciata*: Viidalepp, 1975, 468; Viidalepp & Solyanikov, 1977, 634; Viidalepp, 1996, 37; Mironov & Galsworthy, 2014, 108; Enkhtur et al. 2020, 17; 2021, Supplementary material (Table S2)

Material: KD - 1 ♂.

Distribution: Europe, Russia, Mongolia, Central China, N. Korea, Japan (Hokkaido, Honshu), N. America.

*Eupithecia subbrunneata* Dietze, 1904

*Catarina carissima* (Vojnits & de Laever, 1973): Viidalepp, 1978, 756

*Eupithecia carissima*: Viidalepp, 1996, 40; Vasilenko, 2004, 66

*Eupithecia subbrunneata*: Mironov & Galsworthy, 2014, 110; Enkhtur et al. 2020, 18

Material: KU - 3 ♂♂.

Distribution: Russia (S. Ural to Primorye), S. E. Kazakhstan, Mongolia, China, Korea.

*Eupithecia dissertata* (Püngeler, 1905)

*Eupithecia dissertata*: Viidalepp, 1975, 462; Viidalepp & Solyanikov, 1977, 631; Viidalepp, 1978, 753; Viidalepp, 1996, 36; Mironov & Galsworthy, 2014, 107; Enkhtur et al. 2020, 17

Material: KU - 2 ♂♂.

Distribution: Central and E. Europe (in mountains), Russia (Altai Mountains, Sayan, Baikal region, Amur region, Magadanskaya Oblast), S. E. Kazakhstan, N. and W. Mongolia, China.

*Eupithecia illaborata* Dietze, 1904

*Eupithecia illaborata*: Mironov & Galsworthy, 2014, 102; Enkhtur et al. 2020, 17

Material: KB3 - 1 ♀.

Distribution: S. E. Kazakhstan, Tajikistan, Kyrgyzstan (Tien Shan Mountains), Mongolia, N. China (Xinjiang and Inner Mongolia).

*Eupithecia kozlovi* Viidalepp, 1973

*Eupithecia kozlovi* Viidalepp, 1973, 398; 1975, 470; 1996, 37; Mironov & Galsworthy, 2014, 108; Enkhtur et al. 2020, 17; Knyazev et al. 2020, 193.

Material: KU - 1 ♂, 2 ♀♀, KB1 - 1 ♂, KB2 - 1 ♂, 1 ♀, KB4 - 1 ♂.

Distribution: China (Inner Mongolia, Qinghai, Gansu), Tajikistan, Kyrgyzstan, S. E. Kazakhstan, Russia (Altai Mountains), Mongolia.

*Eupithecia despectaria* Lederer, 1853

*Eupithecia despectaria*: Viidalepp, 1975, 462; 1978, 752; Vasilenko, 2004, 67; Mironov & Galsworthy, 2014, 115; Enkhtur et al. 2020, 17

Material: KU - 5 ♂♂, KB3 - 1 ♂.

Distribution: Turkey, Russia (Altai Mountains, Sayan, Tyva), S. and E. Kazakhstan, Mongolia, N. W. China (Kuldja), Kirghizstan, Tajikistan, Uzbekistan, N. W. Pakistan.

*Eupithecia parallelaria* Bohatsch, 1893

*Eupithecia parallelaria*: Viidalepp, 1975, 466; 1978, 755; 1996, 39; Mironov & Galsworthy, 2014, 112

Material: KU - 5 ♂♂, 2 ♀♀, KA - 2 ♂♂, 4 ♀♀, KB2 - 2 ♀♀, KB3 - 1 ♂, 2 ♀♀, KM2 - 1 ♀, KB1 - 2 ♀♀.

Distribution: Iran, Turkmenistan, Uzbekistan, Tajikistan, S. E Kazakhstan, Kyrgyzstan, Afghanistan, Pakistan, N. W. China, Mongolia.

*Horisme intersecta* (Staudinger, 1882)

*Cid[aria] intersecta*: Staudinger, 1896, 280

*Larentia intersecta*: Staudinger & Rebel, 1901, 301

*Horisme intersecta*: Viidalepp, 1975, 474

*Euphyia intersecta*: Enkhtur et al. 2020, 17

Material: KA - 1 ♂, 1 ♀, KB2 - 2 ♂♂, KB3 - 5 ♂♂, 2 ♀♀.

Distribution: N. Iran, Kazakhstan, Kyrgyzstan, ?N. W. China, Mongolia.

#### STERRHINAE

*Rhodostrophia vibicaria* (Clerck, 1759)

*Rhodostrophia vibicaria*: Viidalepp, 1975, 450; 1976, 850; 1996, 57; Mühlenberg et al. 2011, 201; Enkhtur et al. 2020, 21; 2021a, Supplementary material (Table S2); 2021b, 371

Material: KB3 - 2 ♂♂, KB1 - 1 ♂.

Distribution: Europe, Morocco, Algeria, Turkey, Transcaucasia, N. Iran, W. Russia, Kazakhstan, Central Asia, Central Mongolia.

*Rhodostrophia jacularia* (Hübner, [1813])

*Eusarca jacularia*: Staudinger, 1896, 276

*Rhodostrophia jacularia*: Viidalepp, 1975, 450; 1976, 850; Viidalepp & Solyanikov, 1977, 626; Viidalepp, 1996, 57; Vojnits, 1976, 171; 1977, 169; Vasilenko, 2004, 67; Enkhtur et al. 2020, 21; 2021a, Supplementary material (Table S2); 2021b, 371; Knyazev et al. 2020, 193

*Rhodostrophia tyugui* Vasilenko, 1998, 1138; Vasilenko, 2004, 67; Enkhtur et al. 2020, 21

*Rhodostrophia ustyuzhanini* Vasilenko, 2006, 345; Enkhtur et al. 2020, 21

Material: KB4 - 1 ♂, KD - 3 ♂♂, KM1 - 10 ♂♂, G-AT - 2 ♂♂.

Distribution: Turkey, Russia (Volga region, Altai, S. Siberia, Dauria), N. Kazakhstan, Mongolia, N. W. China.

\* *Rhodostrophia crypta* Viidalepp & Kostjuk, 2020

Material: KA - 1 ♂ (Figure 8D).

Distribution: E. Kazakhstan, W. Mongolia.

Note: *R. crypta* was described only 3 years ago. The authors of this taxon showed that it reliably differs from its closely related *R. vastaria* Christoph, 1877 described from Turkmenistan. According to the Viidalepp and Kostjuk (2020), *R. vastaria* inhabits the Turkmen shore of the Caspian Sea (Turkmenbashi), the Ustjurt plateau (W. Kazakhstan) and the southern Urals. The genitalia structure of our specimen (Figures 10E-10G) corresponds precisely to those in *R. crypta* which is **new for Mongolia**.

*Idaea straminata* (Borkhausen, 1794)

*Sterrhia sibirica*: Djakonov, 1926; Vojnits, 1976, 174

*Sterrhia inornata* (Haworth, 1809): Viidalepp, 1975, 444

*Idaea straminata*: Korsun et al. 2012, 22; Enkhtur et al. 2020, 21; 2021a, Supplementary material (Table S2); Knyazev et al. 2020, 193

*Idaea straminata sibirica*: Viidalepp, 1996, 52; Enkhtur et al. 2020, 21

Material: KB4 - 1 ♂.

Distribution: N. Africa, Europe, Lebanon, Turkey, Caucasus, Transcaucasia, Russia, N. Iran, Afghanistan, W. Tajikistan, Turkmenistan, Kyrgyzstan, Kazakhstan, Uzbekistan, Mongolia, N. E. China, N. Korea.

\* *Idaea ossiculata* (Lederer, 1870)

Material: KB3 - 1 ♂ (Figure 8E; genitalia: Figures 10H, 10I).

Distribution: Europe, Russia (S. European part, Caucasus, S. Ural), Transcaucasia (Armenia, Azerbaijan), Turkey, Iran, Kazakhstan, Uzbekistan, Turkmenistan, Kyrgyzstan, Tajikistan, W. Mongolia.

Note: This species is easily confused with *I. sylvestraria* (Hübner, [1799]). *I. ossiculata* is a **new representative of the genus for the Mongolian fauna**.

*Idaea descitaria* (Christoph, 1893)

Material: KB2 - 2 ♂♂, KB1 - 1 ♂ (Figure 8F), KB3 - 1 ♂.

Distribution: E. Europe, Russia (S. European part, S. Ural, S. Siberia, Altai, Transbaikalia), Caucasus, Turkey, Iran, Kazakhstan, Uzbekistan, Turkmenistan, Kyrgyzstan, Tajikistan, N. W. China, Mongolia.

Note: In the studied publications on Mongolian geometrids this species is absent. Mongolia is listed for the range of *I. descitaria* in Vasilenko (2019, p. 352). According to the author (personal communication) the specimens of *I. descitaria* from Mongolia are kept in collection of Institute of Systematics and Ecology of Animals of Siberian Branch of Russian Academy of Sciences (Novosibirsk).

*Scopula cumulata* (Alphéraky, 1883)

*Scopula cumulata*: Vasilenko, 2006, 344; Enkhtur et al. 2020, 21

Material: KA - 1 ♂, KB3 - 2 ♂ 2 ♀.

Distribution: Russia (S. E. Altai), S. Kazakhstan, Uzbekistan, Tajikistan, Kyrgyzstan, N. W. China, W. Mongolia.

*Scopula beckeraria* (Lederer, 1853)

*Scopula beckeraria*: Vojnits, 1976, 172; 1977, 170; Viidalepp, 1975, 449; Vasilenko, 2004, 67; Enkhtur et al. 2020, 21; Knyazev et al. 2020, 194

*Scopula beckeraria amataria* Wehrli, 1926: Viidalepp & Solyanikov, 1977, 625; Viidalepp, 1976, 849; 1996, 56; Enkhtur et al. 2020, 21

Material: KD - 1 ♀, KB4 - 6 ♂♂, 1 ♀, KA - 1 ♂, KB2 - 2 ♂♂, 1 ♀, KB1 - 3 ♀♀, KB3 - 2 ♀♀.

Distribution: S. E. Europe (Macedonia, N. Greece, Bulgaria, W. Romania), Caucasus, Transcaucasia, Central Asia, E. Mediterranean, Turkey, Levant, Russia (southern part: Volga region to Transbaikalia), Kazakhstan, Uzbekistan, Turkmenistan, Kyrgyzstan, Tajikistan, Mongolia, N. India, N. Iran, N. Afghanistan, N. China.

*Scopula marginepunctata* (Goeze, 1781)

*Aicialia marginepunctata*: Staudinger & Rebel, 1901, 273

*Scopula marginepunctata*: Viidalepp, 1975, 448; Enkhtur et al. 2020, 21; 2021b, 371

Material: KB4 - 1 ♂, KB2 - 5 ♂♂, 1 ♀, KB3 - 2 ♂♂, 9 ♀♀, KB1 - 1 ♀.

Distribution: Europe, S. W. Russia, Morocco, Tunisia, Levant, Caucasus, Turkey, Iran, Kazakhstan, Uzbekistan, Turkmenistan, Kyrgyzstan, Tajikistan, Afghanistan, N. W. China, Mongolia.

*Scopula rufotinctata* (Prout, 1913)

*Glossotrophia rufotinctata*: Vasilenko, 2006, 345; Enkhtur et al., 2020, 20

Material: KA - 2 ♂♂ (GenBank ID: OQ720937) 1 ♀ (Figures 9A, 9B; genitalia: Figures 11A-11C).

Distribution: Turkmenistan, Tajikistan, Uzbekistan, Kyrgyzstan, Mongolia, N. W. China, India.

Note: The barcode obtained by us significantly differs from COI sequences of *S. rufotinctata* available in BOLD (minimum distance 4.3%); however, it is almost conspecific to several *Scopula sp.* ('*sacrarinaNP01Ir*') from N. Iran (Golestan). Perhaps there is misidentification and / or several differentiated haplogroups occur in populations of *S. rufotinctata*.

\* *Scopula divisaria* (Christoph, 1893)

? *Scopula latelineata* (Graeser, 1892): Vasilenko, 2006, 345; Enkhtur et al. 2020, 21

Material: KA - 1 ♂ (GenBank ID: OQ720936).

Distribution: Russia (S. Ural), Kazakhstan, W. Mongolia.

Note: Some authors (Enkhtur et al. 2020; Vasilenko, 2006) recorded a sister species *Scopula latelineata* (Graeser, 1892) for Mongolia. We studied the original description of *S. latelineata*, and also a photo of syntype of *Acidalia latelineata* in Hausmann (2004, Pl. 19, Fig. 155f). The appearance (Figure 9E) and genitalia structure (Figure 11D-11F) of the male collected in our trip correspond to that in *S. divisaria*. It has not hitherto been recorded from Mongolia.

*Lythria purpuraria* (Linnaeus, 1758)

Material: G-AS - 1 ♂.

Distribution: Europe, Transcaucasia, Russia (from the western borders to Transbaikalia), Turkey, Iran, Kazakhstan, Uzbekistan, Turkmenistan, Kyrgyzstan, Tajikistan, Afghanistan, W. Mongolia, N. W. China.

Note: In the studied publications on Mongolian geometrids this species is absent. Mongolia is listed for the range of *L. purpuraria* in Vasilenko (2019, p. 353). According to the author (personal communication) the specimens of *L. purpuraria* from Mongolia are kept in collection of Institute of Systematics and Ecology of Animals of Siberian Branch of Russian Academy of Sciences (Novosibirsk).

\* *Casilda consecraria* (Staudinger, 1871)

Material: KB4 - 2 ♂♂ (Figure 9C; genitalia: Figures 11G, 11H; GenBank ID: OQ720934) 1 ♀ (Figure 9D).

Distribution: S. Europe (S. France, Spain, Corsica, Sardinia, S. Sicily), Morocco, Israel, Egypt, S. Cyprus, Levant, Arabian Peninsula, Iran, Turkmenistan, S. W. Kazakhstan, Uzbekistan.

Note: Not hitherto **recorded from Mongolia**.

Thus, we collected 51 species of moths, of which 8 were new to Mongolia. This ratio suggests that the inventory of the Geometridae fauna of the Mongolian Altai, as well as Mongolia as a whole, is still far from completion.

Some species new for Mongolia have turanian and central Asian ranges (4 species), and one - Tien Shan range. Presumably, in S. W. Mongolia they are located on the eastern border of their areas being elements of the Dzhungarian fauna.

## Acknowledgments

The authors are grateful to Vladimir G. Mironov (St. Petersburg) for the assistance in identifying the part of material (genus *Eupithecia*), and Sergey V. Vasilenko for useful consultations.

The current study was performed within the framework of state project no. 122031100272-3 (analysis of the material) and also was funded by Russian Science Foundation to the Zoological

Institute of the Russian Academy of Sciences RAS, project number 19-14-00202 (field trips, collecting the material, molecular-genetic study). The work was partially performed using the equipment of the 'Chromas' Core Facility and the Centre for Molecular and Cell Technologies of St. Petersburg State University, Russia.

## References

- Alberti, B. (1957). Eine kleine Lepidopteren Ausbeute aus der Mongolischen Volksrepublik. *Mitteilungen Deutschen Entomologischen Gesellschaft*, 16(1), 5-6.
- Alberti, B. (1971). Lepidopteren aus der Mongolischen Volksrepublik. Ergebnisse der Mongolisch-Deutschen Expeditionen seit 1962, Nr. 58. *Deutsche Entomologische Zeitschrift, Iris*, 18, 361-376.
- Beljaev, E. A., & Mironov, V. G. (2019). Geometridae (pp. 235-281). In S. Yu. Sinev. *Catalogue of the Lepidoptera of Russia*. (Ed. 2). Zoological Institute RAS. [https://www.zin.ru/publications/books/Lepidoptera\\_Russia/Catalogue\\_of\\_the\\_Lepidoptera\\_of\\_Russia.pdf](https://www.zin.ru/publications/books/Lepidoptera_Russia/Catalogue_of_the_Lepidoptera_of_Russia.pdf)
- Beljaev, E. A. (2016). Fam. Geometridae (pp. 518-666) - Pyadenitzi. In A. S. Lelei. *Annotated catalogue of the insects of Russian Far East. Lepidoptera* (Vol. 2). Dal'nauka. [In Russian]
- Efetov, K. A., Gorbunov, O. G., & Tarmann, G. M. (2012). Zygaenidae of Mongolia (Lepidoptera). *Nachrichten des Entomologischen Vereins Apollo*, 32(3/4), 159-164.
- Enkhtur, K., Boldgiv, B., & Pfeiffer, M. (2020). Diversity and Distribution Patterns of Geometrid Moths (Geometridae, Lepidoptera) in Mongolia. *Diversity*, 12, 186. <https://doi.org/10.3390/d12050186>
- Enkhtur, K., Brehm, G., Boldgiv, B., & Pfeiffer, M. (2021a). Effects of grazing on macromoth assemblages in two different biomes in Mongolia. *Ecological Indicators*, 133, 108421. <https://doi.org/10.1016/j.ecolind.2021.108421>
- Enkhtur, K., Munkhbat, U., Boldgiv, B., & Pfeiffer, M. (2021b). Diversity of moths (Lepidoptera: Heterocera) in north-central Mongolia. *Erforschung biologischer Ressourcen der Mongolei / Exploration into the Biological Resources of Mongolia*, 14, 361-377. <https://digitalcommons.unl.edu/biolmongol/263/>
- Enkhtur, K., Pfeiffer, M., Lkhagva, A., & Boldgiv, B. (2017). Response of moths (Lepidoptera: Heterocera) to livestock grazing in Mongolian rangelands. *Ecological indicators*, 72, 667-674. <https://doi.org/10.1016/j.ecolind.2016.08.053>
- Folmer, O., Black, M., Hoeh, W., Lutz, R., & Vrijenhoek, R. (1994). DNA primers for amplification of mitochondrial cytochrome oxidase subunit I from diverse metazoan invertebrates. *Molecular Marine Biology and Biotechnology*, 3, 294-299.
- Gorbunov, P. Yu. (2011). *Macrolepidoptera of deserts and southern steppes of West Kazakhstan. The fauna review*. Yekaterinburg.
- Hausmann, A. (1993). Zweiter Beitrag zur Taxonomie und Systematik der Gattung *Glossotrophia* Prout, 1913 (Lepidoptera, Geometridae, Sterrhinae). *Mitteilungen der Münchner Entomologischen Gesellschaft*, 83, 77-107.
- Hausmann, A. (2001). Introduction. Archiearinae, Orthostixinae, Desmobjathrinae, Alsophilinae, Geometrinae. In A. Hausmann. *The Geometrid Moths of Europe* (Vol. 1). Apollo Books.
- Hausmann, A. (2004). Sterrhinae. In A. Hausmann. *The Geometrid Moths of Europe* (Vol. 2). Apollo Books.
- Hausmann, A., & Viidalepp, J. (2012). Subfamily Larentiinae 1. In A. Hausmann. *The Geometrid Moths of Europe* (Vol. 3)
- Jiang, N., Xue, D., & Han, H. (2010). A review of *Jankowskia* Oberthür, 1884, with descriptions of four new species (Lepidoptera: Geometridae, Ennominae). *Zootaxa*, 2559, 1-16. <https://doi.org/10.11646/zootaxa.2559.1.1>
- Kamelin, R. V. (2005). New Flora of Altai (aims and conception of new floristic revision). In R. V. Kamelin, M. G. Kuzev, D. V. Tikhonov, D. N. Shaulo, A. I. Shmakov & R. L. L. Viane. *Flora Altaica*, 1 (pp. 55- 97). Azbuka. [In Russian]
- Kimura, M. (1980). A simple method for estimating evolutionary rates of base substitutions through comparative studies of nucleotide sequences. *Journal of Molecular and Evolution*, 16, 111-120. <https://doi.org/10.1007/BF01731581>
- Knyazev, S. A., Makhov, I. A., Matov, A. Y., & Yakovlev, R. V. (2020). Check-list of Macroheterocera (Insecta,

- Lepidoptera) collected in 2019 in Mongolia by Russian entomological expeditions. *Ecologica Montenegrina*, 38, 186-204. <https://doi.org/10.37828/em.2020.38.27>
- Korsun, O. V., Akulova, G. A., Gordeev, S. Yu., Gordeeva, T. V., & Budaeva, A. A. (2012). Insects of the Onon-Balj National Park (Mongolia). *Amurian zoological journal*, 4(1), 18-25. [In Russian] <https://azjournal.ru/index.php/azjournal/article/view/215/179>
- Kryzhanovskij, O. L. (2002). *Structure and distribution of entomofaunas of the World*. KMK-Press. [In Russian]
- Mironov, V. (2003) Larentiinae II (Perizomini and Eupitheciini). In A. Hausmann. *The Geometrid Moths of Europe* (Vol. 4). Apollo Books.
- Mironov, V. G. (2013). New species and checklist of Turkish *Eupithecia* Curtis (Geometridae: Larentiinae). *Zootaxa*, 3717(1), 39-052. <https://doi.org/10.11646/zootaxa.3717.1.3>
- Mironov, V. G. (2017). *A systematic catalogue of the tribe Eupitheciini (Lepidoptera, Geometridae) of the fauna of Russia*. Zoological Institute RAS.
- Mironov, V., & Galsworthy, A. (2014). A survey of *Eupithecia* Curtis, 1825 (Lepidoptera, Geometridae, Larentiinae) in Mongolia with descriptions of two new species. *Zootaxa*, 3774(2), 101-130. <https://doi.org/10.11646/zootaxa.3774.2.1>
- Mironov, V. & Ratzel, U. (2012). *Eupithecia* Curtis, 1825 of Afghanistan (Geometridae: Larentiinae). *Nota lepidopterologica*, 35(2), 197-231. <https://www.biodiversitylibrary.org/page/46905501#page/91/mode/1up>
- Morozov, P. S., Yakovlev, R. V., Doroshkin, V. V., & Beket, U. (2016). New Notodontidae species for Mongolian Fauna (Lepidoptera). *Russian Entomological Journal*, 25(2), 173-176. [https://kmljournals.com/upload/PDF/REJ/25/ent25\\_2\\_173\\_176\\_Morozov\\_et\\_al\\_for\\_Inet.pdf](https://kmljournals.com/upload/PDF/REJ/25/ent25_2_173_176_Morozov_et_al_for_Inet.pdf)
- Mühlenberg, M., Enkhmaa, A., & Mühlenberg-Horn, E. (2011). *Biodiversity Survey at Khonin Nuga Research Station West-Khenty*. Ulaanbaatar.
- Müller, B., Erlacher, S., Hausmann, A., Rajaei, H., Sihvonen, P., & Skou, P. (2019). Ennominae II. In A. Hausmann, P. Sihvonen, H. Rajaei & P. Skou. *The Geometrid Moths of Europe* (Vol. 6). Brill.
- Rajaei, H., Aarvik, L., Arnscheid, W. R., Baldizzone, G., Bartsch, D., Bengtsson, B. Å., Bidzilya, O., Buchner, P., Buchsbaum, U., Buszko, J., Dubatolov, V. V., Erlacher, S., Esfandiari, M., de Freina, J. J., Gaedike, R., Gyulai, P., Hausmann, A., Haxaire, J., Hobern, D., Hofmann, A., Ignatev, N., Kaila, L., Kallies, A., Keil, T., Kiss, Á., Kitching, I. J., Kun, A., László, G. M., Leraut, G., Mally, R., Matov, A., Meineke, J.-U., Melichar, T., Mey, W., Mironov, V., Müller, B., Naderi, A., Nässig, W. A., Naumann, S., Nazari, V., van Nieukerken, E. J., Nuss, M., Pöhl, N., Prozorov, A. M., Rabieh, M. M., Rákossy, L., Rindorf, M., Rota, J., Rougerie, R., Schintlmeister, A., Shirvani, A., Sihvonen, P., Simonsen, T. J., Sinev, S. Yu., Skou, P., Sobczyk, T., Sohn, J.-C., Tabell, J., Tarmann, G., Tokár, Z., Trusch, R., Varga, Z., Volynkin, A. V., Wanke, D., Yakovlev, R. V., Zahiri, R., Zehzad, P., Zeller, H. C., Zolotuhin, V. V., & Karsholt, O. (2023). Chapter 7. Catalogue of the Lepidoptera of Iran. *Integrative Systematics: Stuttgart Contributions to Natural History*, 6, 121-459. <https://doi.org/10.18476/2023.997558.7>
- Ratnasingham, S., & Hebert, P. D. N. (2007). BOLD: The Barcode of Life Data System (<http://www.barcodinglife.org>). *Molecular Ecology Notes*, 7(3), 355-364. <https://doi.org/10.1111/j.1471-8286.2007.01678.x>
- Sergeev, M. G. (1986). *Laws of distribution of Orthoptera insects of Northern Asia*. Nauka. [In Russian]
- Skou, P., & Sihvonen, P. (2015) Subfamily Ennominae 1. In A. Hausmann. *The Geometrid Moths of Europe* (Vol. 5). Apollo Books.
- Smiles, K. H. (1979) A revision of the subgenus *Dysgnophos* (Lepidoptera: Geometridae). *Journal of Natural History*, 13(1), 99-119. <https://doi.org/10.1080/00222937900770081>
- Staudinger, O. (1892). Lepidopteren des Kentei-Gebirges. *Deutsche Entomologische Zeitschrift, Iris*, 5, 300-393.
- Staudinger, O. (1896). Über Lepidopteren von Uliassutai. *Deutsche Entomologische Zeitschrift, Iris*, 10, 1-122.
- Staudinger, O., & Rebel, H. (1901). *Catalog der Lepidopteren des Palaearctischen Faunengebietes*. R. Friedländer & Sohn.
- Tshikolovets, V. V., Yakovlev, R. V., & Balint, Z. (2009). *The Butterflies of Mongolia*. Kyiv-Pardubice.
- Ustjuzhanin, P. Ya., & Kovtunovich, V. N. (2008). Fauna of plume moths (Lepidoptera, Pterophoridae) of Mongolia. *Altai zoological journal*, 2, 34-46.
- Ustjuzhanin, P., Kovtunovich, V., & Yakovlev, R. (2016). Alucitidae (Lepidoptera), a new family for the Mongolian fauna. *Nota lepidopterologica*, 39(1), 61-66. <https://doi.org/10.3897/nl.39.8559>
- Vasilenko, S. V. (1998). New and rare geometer-moths (Lepidoptera, Geometridae) in Siberia and the Far East. *Zoological Journal*, 77(10), 1137-1142. [In Russian]

- Vasilenko, S. V. (2006) New records of geometer-moths (Lepidoptera, Geometridae) from West Mongolia. *Euroasian Entomological Journal*, 5(4), 344-346. [In Russian]
- Vasilenko, S. V. (2019). To the knowledge of the fauna of geometrid moths (Lepidoptera: Geometridae) of Tajikistan. *Caucasian Entomological Bulletin*, 15(2), 347-354. [In Russian] <https://doi.org/10.23885/181433262019152-347354>
- Vasilenko, S. V., & Belousov, A. V. (2021). To the knowledge of the fauna of geometrid moths (Lepidoptera: Geometridae) of Dzungarian Alatau, Kazakhstan. *Caucasian Entomological Bulletin*, 17(1), 141-153. [In Russian] <https://doi.org/10.23885/181433262021171-141153>
- Vasilenko, S. V., & Mironov, V. G. (2021). To the knowledge of geometrid moth fauna (Lepidoptera, Geometridae) of Tajikistan. Part 2. *Euroasian entomological journal*, 20(1), 57-60. [In Russian] <https://doi.org/10.15298/euroasentj.20.1.10>
- Vasilenko, S. V. (2004). Towards the knowledge of geometer moths (Lepidoptera, Geometridae) of the Mongolian Altai. *Euroasian Entomological Journal*, 3(1), 66-68. [In Russian]
- Viidalepp, J. (1973). Zwei neue Eupitheciiden-Arten (Lepidoptera, Geometridae) aus der Mongolischen Volksrepublik. *Entomological review*, 52(2), 397-399. [In Russian]
- Viidalepp, J. R. (1975). On the fauna of geometrid moths (Lepidoptera, Geometridae) of the Mongolian People's Republic. *Insects of Mongolia*, 3, 438-490. [In Russian]
- Viidalepp, J. (1976). List of geometrid moths (Lepidoptera, Geometridae) of the fauna of USSR, I. *Entomological review*, 55(4), 842-852. [In Russian]
- Viidalepp, J. (1977). List of geometrid moths (Lepidoptera, Geometridae) of the fauna of USSR, II. *Entomological review*, 56(3), 564-576. [In Russian]
- Viidalepp, J. R. (1978). List of geometrid moths (Lepidoptera, Geometridae) of the fauna of USSR, III. *Entomological review*, 57(4), 752-761. [In Russian]
- Viidalepp, J. R. (1979). List of geometrid moths (Lepidoptera, Geometridae) of the fauna of USSR, IV. *Entomological review*, 58(4), 782-796. [In Russian]
- Viidalepp, J. (1996). *Checklist of the Geometridae (Lepidoptera) of the former U.S.S.R.* Apollo Books, Stenstrup.
- Viidalepp, J. R., & Solyanikov, V. P. (1977). On the geometrid moths (Lepidoptera, Geometridae) on the northern part of the Mongolian People's Republic. *Insects of Mongolia*, 5, 620-641. [In Russian]
- Vojnits, A. (1974). Abraxini and Semiothisini species from Mongolia (Lepidoptera, Geometridae: Ennominae)\*. *Annales Historico-Naturales Musei Nationalis Hungarici*, 66, 281-287.
- Vojnits, A. (1975). Ennominae species from Mongolia, II. (Lepidoptera, Geometridae). *Annales Historico-Naturales Musei Nationalis Hungarici*, 67, 183-206.
- Vojnits, A. M. (1976). Geometrinae and Sterrhinae from Mongolia (Lepidoptera, Geometridae). *Annales historico-naturales Musei Nationalis Hungarici*, 68, 169-174.
- Vojnits, A. M. (1977). Archiarinae, Rhodometrinae, Geometrinae II, Sterrhinae II and Ennominae III (Lepidoptera, Geometridae) from Mongolia. *Annales historico-naturales Musei Nationalis Hungarici*, 69, 165-175.
- Vojnits, A. M. (1979). Larentiinae from Mongolia II. (Lepidoptera, Geometridae). *Folia Entomologica Hungarica*, 32(1), 207-212.
- Wehrli, E. (1922). Über neue schweizerische und zentralasiatische Gnophos-Arten und mikroskopische Bearbeitung einzelner Gruppen der Gattung. *Deutsche Entomologische Zeitschrift Iris*, 36, 1-29.
- Yakovlev, R. V. (2004). Carpenter-moths (Lepidoptera, Cossidae) of Mongolia. *Euroasian Entomological Journal* 3(3), 217-224.
- Yakovlev, R. V. (2011). *Eupterodon kuldjaensis* (Graeser, 1892) – a new species for Mongolian fauna. *Amurian Zoological Journal*, 3(3), 287-288. [In Russian]
- Yakovlev, R. V. (2012). Checklist of Butterflies (Papilionoidea) of the Mongolian Altai Mountains, including descriptions of new taxa. *Nota lepidopterologica*, 35(1), 51-96.
- Yakovlev, R. V. (2015). The Cossidae (Lepidoptera) of Mongolia. *Check List*, 11(5), 1-10. <https://doi.org/10.15560/11.5.1736>
- Yakovlev, R. V. (2015). Patterns of Geographical Distribution of Carpenter Moths (Lepidoptera: Cossidae) in the Old World. *Contemporary Problems of Ecology*, 8(1), 36-50. <https://doi.org/10.1134/S1995425515010151>
- Yakovlev, R. V., & Dubatolov, V. V. (2013a). Distribution of Carpenter-Moths (Lepidoptera, Cossidae) in the

Palearctic Deserts. *Zoological Journal*, 92(6), 682-694. [In Russian]. <https://doi.org/10.7868/S0044513413040193>

Yakovlev, R. V., & Dubatolov, V. V. (2013b) Distribution of Carpenter-Moths (Lepidoptera, Cossidae) in the Palearctic Deserts. *Entomological Review*, 93(8), 991-1004. <https://doi.org/10.1134/S0013873813080071>

Yakovlev, R. V., Gus'kova, E. V., Doroshkin, V. V., & Titov, S. V. (2015). Sphingidae of the Mongolian Altai (Lepidoptera: Sphingidae). *SHILAP Revista lepidopterologia*, 43(171), 467-478. <https://www.redalyc.org/pdf/455/45543215014.pdf>

\*Ilya A. Makhov  
Zoological Institute of the Russian Academy of Sciences,  
Laboratory of Insect Systematics  
RUS-199034 St. Petersburg  
RUSIA / RUSSIA  
E-mail: maakhov@gmail.com  
<https://orcid.org/0000-0002-3563-0139>

Vladimir A. Lukhtanov  
Zoological Institute of the Russian Academy of Sciences,  
Laboratory of Insect Systematics  
RUS-199034 St. Petersburg  
RUSIA / RUSSIA  
E-mail: lukhtanov@mail.ru  
<https://orcid.org/0000-0003-2856-2075>

Maria S. Vishnevskaya  
Saint Petersburg State University  
"Chromas" Core Facility, Research Park  
RUS-198504 St. Petersburg  
RUSIA / RUSSIA  
E-mail: wishm@yandex.ru  
<https://orcid.org/0000-0002-2634-2610>

y / and

Zoological Institute of the Russian Academy of Sciences,  
Laboratory of Insect Systematics  
RUS-199034 St. Petersburg  
RUSIA / RUSSIA

\*Autor para la correspondencia / *Corresponding author*

(Recibido para publicación / *Received for publication* 15-IV-2023)

(Revisado y aceptado / *Revised and accepted* 15-V-2023)

(Publicado / *Published* 30-XII-2023)

**Derechos de autor:** El autor(es). Este es un artículo de acceso abierto distribuido bajo los términos de la Licencia de Reconocimiento 4.0 Internacional de Creative Commons (CC BY 4.0), que permite el uso, distribución y reproducción sin restricciones en cualquier medio, siempre que se cite al autor original y la fuente. / **Copyright:** The author(s). This is an open access article distributed under the terms of the Creative Commons Attribution 4.0 International License (CC BY 4.0), which permits unrestricted use, distribution, and reproduction in any medium, provided the original author and source are credited.



A




B



C


**Figure 2.** Habitats of the travel. Gov'-Altai Aimag. **A, B.** Tonkhil Sum, 11 km W of Tonkhil vill. **C.** Sharga Sum, Sharga village vicinity.



**Figure 3.** Habitats of the travel. Khovd Aimag. **A.** Altai Sum, 22 km NNW of Altai. **B, C.** Bulgan Sum, 19 km NE of Bulgan.




**Figure 4.** Habitats of the travel. Khovd Aimag. **A.** Bulgan Sum, 27 km NNW of Burenkhairkhan. **B.** Bulgan Sum, 30 km NNE of Bulgan; **C.** Bulgan Sum, 36 km S of Bulgan.




**Figure 5.** Habitats of the travel, Khovd Aimag. **A, B.** Darvi Sum, 14 km NWW of Darvi vill. **C.** Uyench Sum, 10 km NNE of Burenkhairkhan.




**Figure 6.** Habitats of the travel. Khovd Aimag. **A, B.** Must Sum, 16 km NWW of Must. **C.** Must Sum, 16 km NWW of Must.



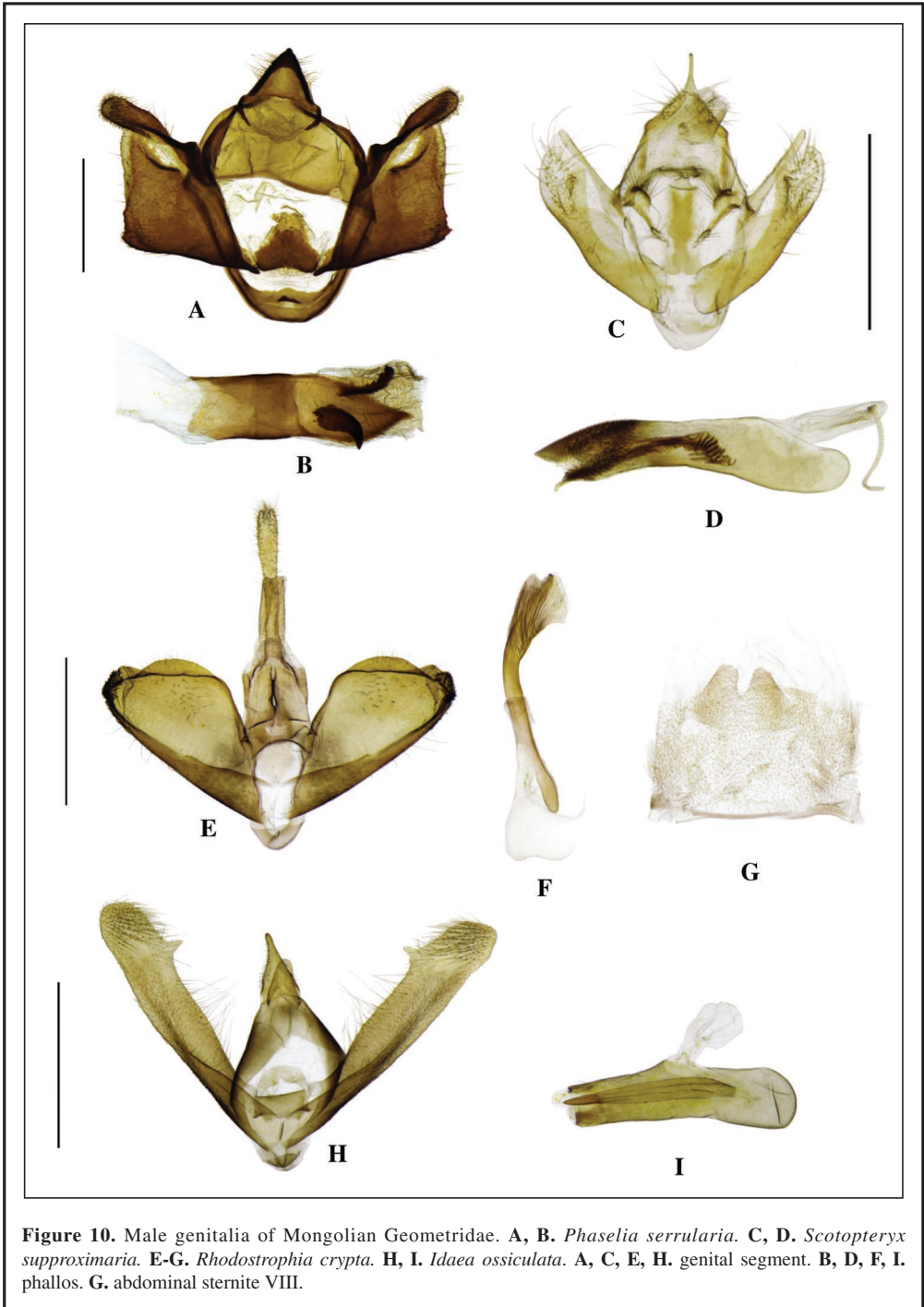
**Figure 7.** Adults of Mongolian Geometridae. **A.** *Alcis depravata*, female. **B.** *Cataclysmia riguata*. **C.** *Holoterpna diagrapharia*, male. **D.** ditto, female. **E, F.** *Scotopteryx supproximaria*, females.



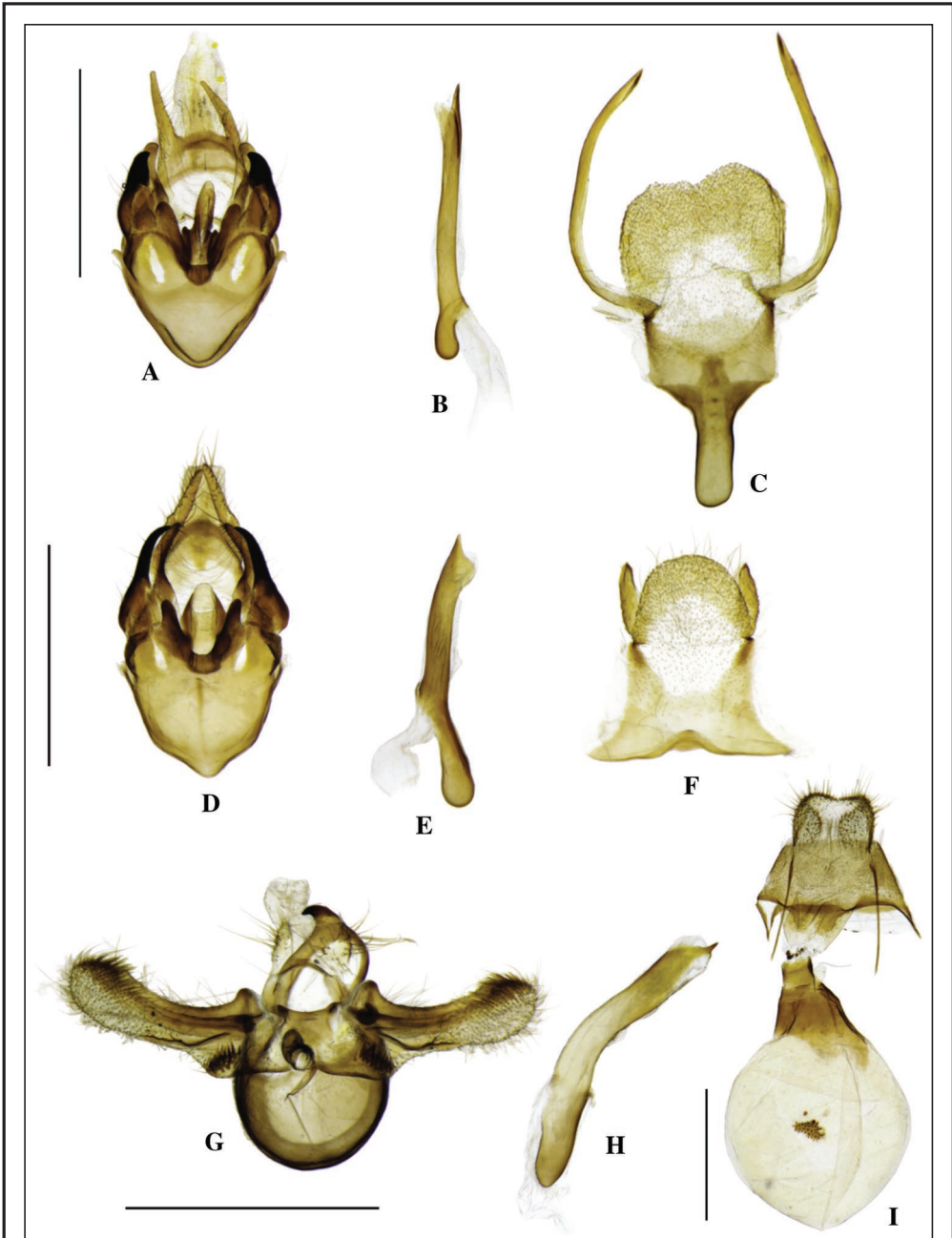
**Figure 8.** Adults of Mongolian Geometridae. **A, B.** *Kyrtolitha obstinata*, males. **C.** *Nebula mongoliata*, male. **D.** *Rhodostrophia crypta*, male. **E.** *Idaea ossiculata*, male. **F.** *Idaea descitaria*, male.



**Figure 9.** Adults of Mongolian Geometridae. **A, B.** *Scopula rufotinctata*, males. **C.** *Casilda consecraria*, male. **D.** ditto, female. **E.** *Scopula divisaria*, male.



**Figure 10.** Male genitalia of Mongolian Geometridae. **A, B.** *Phaselia serrularia*. **C, D.** *Scotopteryx supproximaria*. **E-G.** *Rhodostrophia crypta*. **H, I.** *Idaea ossiculata*. **A, C, E, H.** genital segment. **B, D, F, I.** phallos. **G.** abdominal sternite VIII.



**Figure 11.** Male and female genitalia of Mongolian Geometridae. A-C. *Scopula rufotinctata*. D-F. *Scopula divisaria*. G, H. *Casilda consecraria*. I. *Scotopteryx supproximaria*. A, D, G, genital segment. B, E, H, phallos. C, F, abdominal sternite VIII. I, bursa copulatrix.