



DYNA

ISSN: 0012-7353

ISSN: 2346-2183

Universidad Nacional de Colombia

Pérez-Rave, Jorge Iván; Correa-Morales, Juan Carlos; González-Echavarría, Favián
Organizational social commitment and employee well-being: illustrating a construct mining approach in R
DYNA, vol. 89, no. 223, 2022, July-September, pp. 27-35
Universidad Nacional de Colombia

DOI: <https://doi.org/10.15446/dyna.v89n223.99230>

Available in: <https://www.redalyc.org/articulo.oa?id=49674890003>

- ▶ [How to cite](#)
- ▶ [Complete issue](#)
- ▶ [More information about this article](#)
- ▶ [Journal's webpage in redalyc.org](#)

UNAM

Scientific Information System Redalyc

Network of Scientific Journals from Latin America and the Caribbean, Spain and Portugal

Project academic non-profit, developed under the open access initiative

Organizational social commitment and employee well-being: illustrating a construct mining approach in R

Jorge Iván Pérez-Rave ^a, Juan Carlos Correa-Morales ^b & Favián González-Echavarría ^c

^a IDINNOV S.A.S, IDINNOV Research Group, Medellín, Colombia: investigacion@idinnov.com

^b Universidad Nacional de Colombia, sede Medellín, Facultad de Ciencias, Escuela de Estadística, Medellín, Colombia. jccorrea@unal.edu.co

^c Universidad de Antioquia, Departamento de Ingeniería Industrial, Medellín, Colombia. favian.gonzalez@udea.edu.co

Received: October 27th, 2021. Received in revised form: May 20th, 2022. Accepted: May 26th, 2022.

Abstract

How employees react to an organization's ethical/social initiatives has little support in terms of empirical evidence. We examine employee perceptions about organizational social commitment (OSC) and its association with employee well-being (WB). The sample consists of 289 participants of a healthcare organization in Colombia. We use a comprehensive methodology for mining psychological/managerial constructs in R comprising six processes (observe, explore, confirm, explain, predict, and report). We provide information concerning the scales' plausibility, reliability, convergent/discriminant validity, and equity. We contrast the relationship between OSC and WB by using structural equation modelling with bootstrap approaches. We examine the capability of OSC to predict WB by using machine learning methods. We found a positive relationship between the constructs, which shows that OSC is a valuable strategy for contributing to employee objectives from a 'being well together' perspective. The paper stimulates/facilitates future research and teaching-learning initiatives in latent variable analysis using the R language.

Keywords: organizational social commitment; employee well-being; latent variables; structural equation modelling; mining of constructs.

Compromiso social organizacional y bienestar del empleado: ilustrando un enfoque de minería de constructos en R

Resumen

La forma en que los empleados reaccionan a las iniciativas éticas/sociales de una organización ha tenido poco soporte empírico. Este artículo examina las percepciones de los empleados sobre el compromiso social organizacional (OSC) y su asociación con el bienestar de los empleados (WB). La muestra consta de 289 participantes de una organización de salud en Colombia. Se emplea una metodología integral para minar constructos psicológicos/gerenciales en R, la cual comprende seis procesos (observar, explorar, confirmar, explicar, predecir e informar). Se provee evidencia sobre plausibilidad, fiabilidad, validez convergente/discriminante y equidad de las escalas. Se contrasta la relación entre OSC y WB con uso de modelos de ecuaciones estructurales con Bootstrap. Se examina la capacidad de OSC para predecir WB usando métodos de aprendizaje automático. Se halla una relación positiva entre los constructos, lo que sugiere que el OSC es una estrategia valiosa para contribuir al bienestar de los empleados desde una perspectiva de 'estar bien juntos'. El artículo estimula/facilita futuras iniciativas de investigación y enseñanza-aprendizaje en el análisis de variables latentes usando lenguaje R.

Palabras clave: compromiso social organizacional; bienestar del empleado; variables latentes; modelos de ecuaciones estructurales, minería de constructos.

1 Introduction

Today's organizations must face the challenge of maintaining a productive and (physically, psychologically, and socially) healthy workforce [1]. However, demonstrating

how organizations can satisfy objectives such as employee well-being is not an easy task. How to build environments that enable happy, productive workers is still debated [2-4].

Employee well-being is a prominent construct that is increasingly demanded by several organizations such as the

How to cite: Pérez-Rave, J.I., Correa-Morales, J.C. and González-Echavarría, F., Organizational social commitment and employee well-being: illustrating a construct mining approach in R. DYNA, 89(223), pp. 27-35, July - September, 2022.

United Nations [5] and the OECD [6]. Some works have aimed to understand the determinants of employee well-being. For example, Kim and Beehr [7] analysed the relationship between empowering leadership and a form of psychological well-being (emotional exhaustion and life satisfaction). They also state that other types of well-being could be explored, such as employees' physical health. Jena et al. [8] confirm that psychological well-being (e.g. self-acceptance, positive relations with others, autonomy, environmental mastery, purpose in life, and personal growth) is affected by employee engagement.

Despite advances in the study of employee well-being determinants, it is still an immature field. Today it is known that certain individual beliefs about an organization's ethical/social aspects can affect individual results such as employee well-being; nevertheless, the nature of these associations is not precise [9,10].

A topic highly associated with ethical/social aspects in organizational contexts is organizational social commitment (OSC). According to stakeholder theory [11], this can be manifested through a company's efforts to satisfy/balance the several conflicting needs/interests of its stakeholders [12-13].

Although employees' roles and outputs affect other stakeholders' experiences and organizational performance [14], employees have seldom been considered in social responsibility research [15]. Wells et al. [16] state, investigating a hospitality context, that 'the role of employee behaviours is largely unknown, with only a few exceptions' (p. 64). Most research in this field has been focused on the impacts of social organizational efforts on (a) financial aspects [17-18] or (b) customer variables (e.g. satisfaction, loyalty, purchase intent, conversions, value creation, engagement, image) [13, 19]. Su and Swanson [14] have also noted this orientation towards financial/customer variables.

Other researchers suggest that future studies should consider potential outcomes of organizational social efforts [20-21], such as employee well-being [9,14]. Likewise, Mastroianni and Storberg-Walker [22] state that little is known regarding how employees perceive social interactions and their association with health factors. Based on qualitative evidence, they conclude that 'the social environment has a significant influence on employees' sense of well-being' (p. 815).

This paper aims to contribute to the gap regarding employee reactions to the ethical/social initiatives of organizations, which have received little attention from empirical research [15]. Thus, we examine the relationship between employee perceptions of OSC from a stakeholder perspective and its association with employee well-being in a healthcare scenario.

The scenario under study (healthcare) is relevant for investigating the stated aim because it attends to vital needs. Furthermore, the employee reactions to organizational initiatives (e.g. patient-centred care) are induced by the organization's beliefs about ethical/social concerns [9,15]. Therefore, social progress has become a critical need in healthcare organizations [21].

Additionally, the study case provides empirical evidence derived from six systematic processes that incorporate exploratory data analysis, SEM (structural equation

modelling), and machine learning methods in R. Thus, this paper also uses essential analytics resources to stimulate and enable the teaching/learning and practice of mining psychological/managerial constructs in R. Likewise, we share the scales employed to stimulate future uses in other samples or contexts (see Appendix 1).

This paper is organized into five sections. After introducing the study, we set forth the case study (linking the constructs of interest). Next, we describe the methodology used to address the case study comprising six processes (observe, explore, confirm, explain, predict, apply, and report). We then provide the main findings for each process. Finally, we present the conclusions of the study (including suggestions for future work).

2 Linking the constructs of interest

Employee well-being, understood as the overall quality of employee experience and functioning at work [23-25], can be studied from two perspectives: hedonic and eudaemonic. The former represents a cognitive-affective evaluation of the employee's work life based on pleasure and satisfaction. The latter refers to human growth and harmonious functioning within the workplace [26-28]. Thus, job satisfaction is a recognized manifestation of hedonic well-being [29-31]. Likewise, social interactions and intrapersonal factors are facets of eudaemonic well-being [26].

On the other hand, in the present case study, OSC corresponds to the organization's efforts to satisfy the following stakeholders' needs: users (e.g. patients and their families), employees, suppliers, community, shareholders, and the environment. This interpretation is consistent with organizations' efforts to balance objectives related to profits, the planet, and people [14,32].

Empirical evidence supports that when an employee perceives that the organization strives for work-life balance, employment rights, and employee skill development, the employee will experience increased job satisfaction and mental/physical health [33-34]. Therefore, considering the hedonic wellness approach, employee well-being is increased. Additionally, when an employee also perceives organizational efforts oriented to satisfy other stakeholders in the healthcare context (e.g. patients and their families, suppliers, community, shareholders, and the environment), it is likely that he/she perceives organizational conformity with social norms [35]. Therefore, based on the social justice theory [36] and organizational justice theory [37-38], the employee will adopt proactive feelings, beliefs, and behaviours (e.g. transparency, trust, justice, security, inclusion) oriented to self-development and living a healthy lifestyle. Thus, considering employee identification with social norms, the employee will assume extra-role helping behaviours to favour the stakeholders, contributing to individual/organizational benefits, such as interpersonal harmony and social balance [39]. For example, Arco-Castro et al. [40] highlighted that organizational philanthropic actions favourably impact both the community and employees. Therefore, it is likely that OSC favours employee well-being from a eudemonic view.

It is worth noting that social/ethical organizational

initiatives do not always generate harmonious/balanced/healthy outputs [41]. In the present healthcare context, OSC could generate in the employee feelings of distrust or envy towards specific stakeholders and the experience of rejection/exclusion from other co-workers [41]. Thus, employee well-being would be reduced.

Nevertheless, most empirical evidence supports the link between employee well-being and organizational social efforts, considering ethical leadership in the hospitality industry [42], ethical climate in an office [43], and spiritual leadership perceived by workers of service/manufacturing firms [44]. Additionally, Atkinson et al. [45] argued in a theoretical paper that beliefs about community well-being (e.g. the needs or interests of patients, providers, environment, and employees' families) impact several facets of work life, such as employee subjective well-being. Moreover, they supported the well-being concept 'in terms of being well together.'

Based on the above discussion, the present case study aims to empirically examine the following relationship in a healthcare scenario (in Colombia):

H₁: Organizational social commitment perceived by employees is positively associated with employee well-being.

Considering Sirgy [46], H₁ assumes that employee well-being implies more than the sum of an individual's well-being. It is also potentiated by employees' beliefs/perceptions about the organizational efforts to attend to several stakeholder needs. Thus, based on Atkinson et al. [45], the common interest approach reflected by H₁ is valuable for contributing to the challenge of capturing subjective aspects of work life that are not merely individual (e.g. employee) but also reflect how people feel and are well together.

3 Methods

3.1 Participants

The participants were 289 employees (internal users; 37.6% of the employee population) of a healthcare organization (serving more than 65,000 different external users, i.e. patients and their families) in Colombia. We applied a structured questionnaire via email from March to April 2019. The following is the sociodemographic description of the respondents: gender (women, 75.1%); age in years (up to 39, 77.9%; 40 or more, 22.1%); socioeconomic stratum (1–3, 66.8%; 4–6, 33.2%); education (high school, technician/technologist, 42.6%; university graduate or postgraduate, 57.4%); role (administrative or managerial, 53.6%; medicine, therapeutic support, and nursing, 46.4%).

3.2 Measures

- *Scale of employee well-being*: Considering Khoreva and Wechtler's study [47], this construct comprises nine items about job satisfaction, social interactions, and physical health. The job satisfaction aspects (e.g. development opportunities, current job considering career goals) consisted of three items and were adapted from the scale of Bacharach and Bamberger [48]; the response categories ranged from 1 (very bad) to 5 (very good).

Social interactions (e.g. 'The organization takes into account my expectations and values,' '...values my contribution to the achievement of strategic objectives') consisted of three items adapted from the scale of Eisenberger et al. [49]; responses ranged from 1 (strongly disagree) to 5 (strongly agree). The items of physical health (e.g. 'I feel energetic when executing daily activities') were based on the scales of Reker and Wong [50] and Li et al. [51], with response categories ranging from 1 (strongly disagree) to 5 (strongly agree).

- *Scale of OSC*: Taking as references Vázquez et al. [52] and Su and Swanson [14], nine items were formulated to elaborate the scale. The items were measured through five points (from 1 = never to 5 = always). Four items describe beneficial aspects for employees (e.g. 'Work-life balance for employees is promoted'), and the others cover aspects of users (e.g. patients), community, shareholders, and environment. For example, 'the development of activities for the benefit of the community is encouraged.'

Additionally, we controlled the following factors (binarized) to ensure more valid estimations: age (1, greater than or equal to 40), gender (1, female), socioeconomic stratum (1, high: better socioeconomic living conditions), and university education (1, undergraduate or graduate college).

3.3 Procedure

We used six of the seven processes of a framework for mining psychological/managerial constructs (MinerConstructo [53]). The six processes are summarized in Fig. 1.

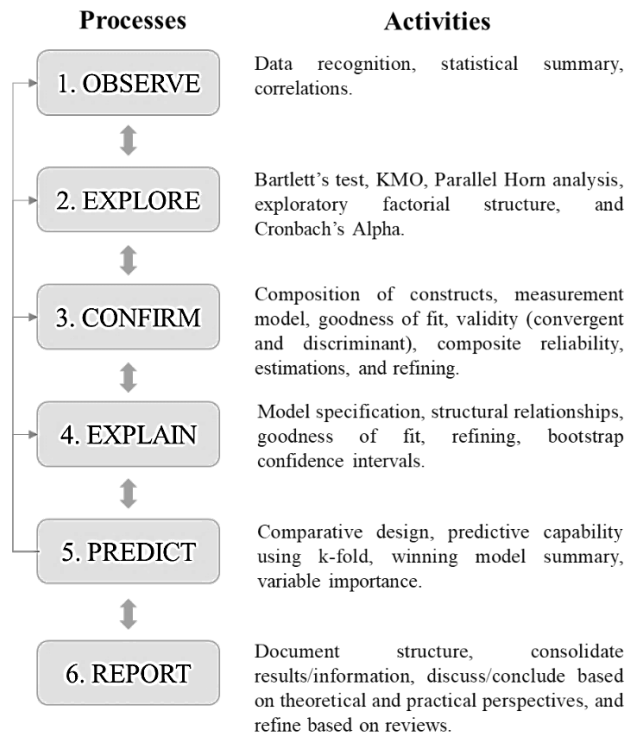


Figure 1. Summary of the processes used for mining psychological/managerial constructs
Source: Adapted from Pérez-Rave, 2021, considering six of the seven stages of its framework.

4 Results and discussion

4.1 Observing

This process aims to recognize the dataset considering structure, variables, statistical summary, and correlations implied. Table 1 shows, among other aspects, that there are 18 items under study and 289 observations.

The items described in Table 1 present mean values between 3.315 ('wb.psyc1') to 4.512 ('emp4'). Moreover, the absolute values of univariate skewness and kurtosis of the items are less than 2.0, discarding extreme deviations from the normal distribution. Useful packages in R to perform this statistical summary are 'base/utlis' [54] and 'psych' [55].

Concerning the correlation analysis of the items, all correlations are positive (from 0.17 to 0.82), have a mean value of 0.42, and the first and third quartiles are 0.329 and 0.479, respectively. Moreover, based on Sloan and Angell [56], 2.6% of the correlations are high (greater than 0.7), and 81.7% are moderated (between 0.3 and 0.7). These infer possible underlying patterns to be discovered in the subsequent processes from a multivariate perspective. Useful packages for the present analysis are 'base/stats' [54] in R.

4.2 Exploring

This process focuses on examining the eventual underlying factorial structure in the data and Cronbach's alpha of its components. Bartlett's test provides a chi-square of 3043.7 with 153 degrees of freedom and a p-value less than 0.001. Likewise, the Kaiser-Meyer-Olkin (KMO) test to verify the measure of sampling adequacy (MSA) presents an overall MSA value of 0.92, and individual values range from 0.83 to 0.96. Both results are satisfactory for developing the exploratory factor analysis (EFA). Then, we perform Horn's parallel analysis for component retention [57], considering 1,000 iterations under the 95-centile estimate. The adjusted eigenvalues suggest retaining two factors (greater than 1; for factors 1 and 2, they are 7.701 and 1.660, respectively), consistent with the presupposed model (OSC and employee well-being). The exploratory factorial structure (minimum

Table 1. Statistical summary of the items

Items	Min	Max	Mean	SD	Kurtosis	Symmetry
emp1	2	5	4.166	0.755	-0.527	-0.475
emp2	1	5	3.848	0.896	-0.578	-0.333
emp3	1	5	3.633	0.967	-0.617	-0.251
emp4	2	5	4.512	0.63	0.311	-1.001
suppl	2	5	4.149	0.713	-0.409	-0.394
users	2	5	4.163	0.785	-0.603	-0.507
comuni	2	5	4.017	0.827	-0.807	-0.326
shar.users	2	5	4.28	0.703	0.14	-0.688
environ	2	5	4.298	0.698	-0.053	-0.66
wb.psych1	1	5	4.17	0.689	0.94	-0.613
wb.psych2	3	5	4.18	0.647	-0.695	-0.189
wb.psych3	2	5	4.163	0.696	-0.239	-0.414
wb.soc1	2	5	3.948	0.76	-0.041	-0.435
wb.soc2	2	5	3.875	0.749	-0.311	-0.24
wb.soc3	1	5	3.834	0.905	0.031	-0.593
wb.physic1	1	5	3.315	1.097	-0.683	-0.171
wb.physic2	2	5	3.958	0.897	-0.164	-0.697
wb.physic3	1	5	4.135	0.833	0.628	-0.902

Source: The authors

Table 2. Exploratory factorial structure

Items	WB	OSC
emp1		0.593
emp2		0.63
emp3		0.573
suppl		0.596
users		0.801
comuni		0.787
shar.users		0.607
environ		0.713
wb.psych1	0.743	
wb.psych2	0.738	
wb.psych3	0.776	
wb.soc1	0.728	
wb.soc2	0.714	
wb.soc3	0.64	
wb.physic1	0.529	
wb.physic2	0.542	
wb.physic3	0.676	
Explained variance	28 %	25 %
Cronbach's alpha	0.898	0.889

WB: Employee well-being; OSC: Organizational social commitment
Source: The authors

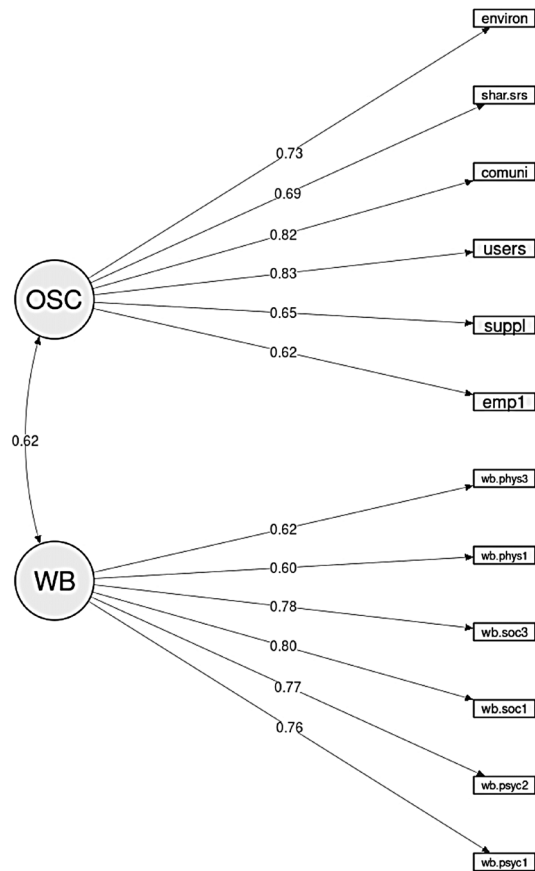


Figure 2. The measurement model (CFA)
Source: The authors

acceptable factor loadings of 0.45, principal factor method) [58] is shown in Table 2. We excluded one item ('emp4,' by presenting loadings less than the threshold).

The two factors explain 53% of the data variability (Table 2). Moreover, the reliabilities are WB (employee well-being): 0.898 and OSC: 0.889, which considerably satisfy the criterion for acceptance (greater than 0.7). A useful package for this analysis is ‘psych’ [55] in R.

4.3 Confirming

This process aims to examine the psychometric properties (plausibility, convergent/discriminant validity, composite reliability) of the discovered patterns (exploratory factorial structure) and identify possible improved versions. We removed five items because these (wb.physic2, wb.soc2, wb.psych3, emp2, emp3) shared high correlation (non-theoretically argued) with other items (considering the modification indexes) and affected the model plausibility (chi sq/df: 4.288; RMSEA [Root Mean Square Error of Approximation]: 0.107; CFI [Comparative Fit Index]: 0.864; TLI [Tucker-Lewis Index]: 0.844). However, the data set still maintains items that represent the same facets of the removed items. The measurement model structure is presented in Fig. 2. Additionally, all loadings of the items are significant at the 0.01 level.

Fig. 2 shows that the final scale of OSC maintains the focus on the stakeholders: environment (‘environ’), shareholders (‘shar.srs’), community (‘comuni’), patients and their families (‘users’), suppliers (‘suppl’), and employees (‘emp’). Likewise, the final WB scale also retains the essential facets of the construct: physical (‘wb.phys1’ and ‘wb.phys3’), social (‘wb.soc1’ and ‘wb.soc3’), and psychological (‘wb.psyc1’ and ‘wb.psyc2’). The refined scales are shared in Appendix 1 to promote their use in future works. This measurement model (Fig. 2) presents a good fit: chi sq: 106.46; df: 53; chi sq/df: 2.009; RMSEA: 0.059; SRMR: 0.044; CFI: 0.967; TLI: 0.959.

Additionally, Table 3 consolidates the evidence on convergent/discriminant validity and composite reliability.

The evidence also suggests convergent validity (average variance extracted, AVE > 0.5; see values with an asterisk in Table 3) and composite reliability (> 0.70). Furthermore, AVEs are greater than the square of interconstruct correlations (0.39), suggesting discriminant validity [59]. Additionally, we contrasted a single-factor model using confirmatory factor analysis (CFA). This shows a poor fit: chi sq: 407.524; df: 54; chi sq/df: 7.547; RMSEA: 0.151; SRMR [Standardized Root Mean Square Residual]: 0.094; CFI: 0.78; TLI: 0.731. Moreover, the AVE for this model is 0.424. Useful packages for this process (‘Confirming’) are ‘lavaan’ [60] and ‘semPlot’ [61] in R.

Table 3. Convergent/discriminant validity and composite reliability

	OSC	WB
OSC	0.531*	0.39
WB	0.39	0.524*
Convergent validity	Yes	Yes
AVE/Max(Correl^2)	1.36	1.344
Discriminant validity	Yes	Yes
Composite reliability	0.87	0.867

Note: *AVE(i,i); outside the diagonal: Correl(i, j)^2
Source: The authors

4.4 Explaining

This process aims to contrast hypothesized structural relationships among the confirmed patterns based on SEM and bootstrapping. Fig. 3 provides the path diagram for the relationship under study, including the control factors.

The structural model (including control factors) shown in Fig. 3 presents a good fit: chi sq: 170.681; df: 97; chi sq/df: 1.76; RMSEA: 0.051; SRMR: 0.063; CFI: 0.955; TLI: 0.947. Moreover, the association between OSC and employee well-being is supported based on bootstrap with 5,000 replicas (confidence intervals for unstandardized load at 95%: 0.694–1.057). Concerning the control factors, gender (confidence interval: 0.085–0.717) is significant. Useful packages for this process (‘Explaining’) are ‘lavaan’ [60] and ‘semPlot’ [61] in R.

4.5 Predicting

This process examines the predictive capability of OSC on WB from a machine learning perspective. We aim to predict the response construct (F1: WB) by comparing four methods (OLS – ordinary least squares regression, regression tree, random forest, and boosting). Fig. 4 shows the scores of the response construct (F1: WB), the predictor (F2: OSC), and the control factors (gender, age, stratum, education).

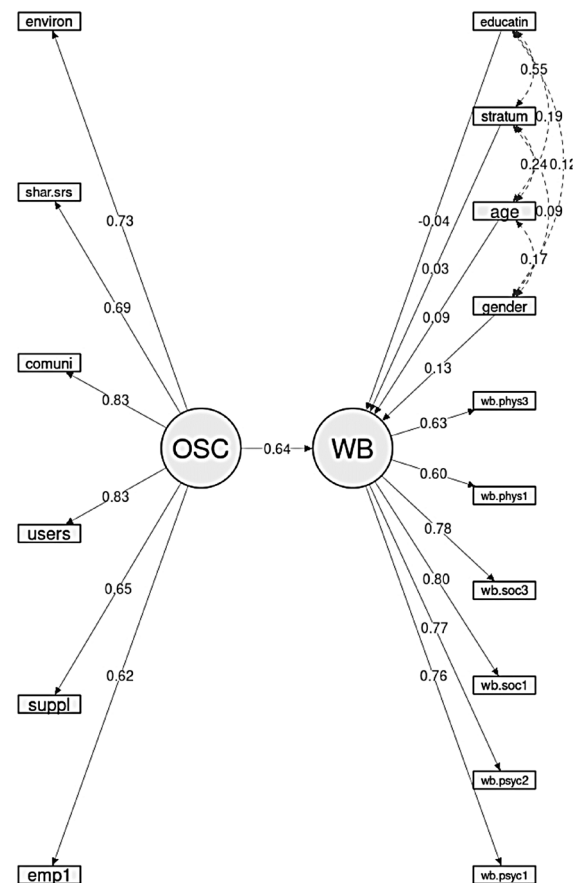


Figure 3. Results of the structural model
Source: The authors

F1		F2		gender	age
Min. :-3.3533	Min. :-3.00484	fem :217	< 40 :225		
1st Qu. :-0.5326	1st Qu. :-0.75167	masc: 72	>= 40: 64		
Median : 0.0489	Median :-0.00434				
Mean : 0.0000	Mean : 0.00000				
3rd Qu.: 0.6810	3rd Qu.: 0.83271				
Max. : 1.7068	Max. : 1.59088				
stratum education					
1_3:193	a.Up.technol:123				
4_6: 96	b.Univ.posg :166				

Figure 4. Statistical summary of the variables/factors involved in the predictive analysis
Source: The authors

Table 4. Predictive performance of OSC on WB

Methods	R-squared with control factors	R-squared without control factors
OLS: Linear regression	0.505	0.46
Tree: Regression tree	0.452	0.429
RF: Random forest	0.482	0.378
Boost: Boosting	0.537	0.46

Folds	R-squared	R-squared
1	0.477	0.5405
2	0.674	0.3861
3	0.484	0.4298
4	0.373	0.6249
5	0.459	0.5236
6	0.616	0.4886
7	0.632	0.3797
8	0.484	0.2677
9	0.651	0.5396
10	0.505	0.4186

Source: The authors

In Fig. 4, the scores of the constructs are standardized (mean: 0; variance: 1). Likewise, the levels of the control factors have a reasonable number of observations for the predictive analysis (e.g. the minimum subsample size is 64 observations; see ‘gender_male’: ‘masc,’ in Fig. 4). The R-squared is the performance measure used to evaluate the predictive capability of the models. One of the risks in a predictive analysis is model overfitting. Hence, following [53], we use a 10-fold cross-validation strategy, which preserves 10 data points from each set of random samples (bootstrap). The performance measures (with and without control factors) of the models are provided in Table 4.

Table 4 provides the results of the aggregated R-squared (means of 10-fold results) concerning the four machine learning models. In addition, Fig. 5 shows the importance of the predictor variables from a non-parametric approach based on the ‘varImp’ function of the ‘caret’ package [62] in R.

Table 4 shows that the predictive capability out-of-sample of the models (R-squared) ranges from 45.2% (regression tree) to 53.7% (Boosting) in the scenario with control factors. Likewise, this ranges from 37.8% (random forest) to 46% (OLS regression or Boosting) in the scenario without control factors. Moreover, Fig. 5 also supports that F2 (scores of OSC) is the most relevant predictor of the response construct (employee well-being, WB). These results reinforce the external validity of the association under analysis under an out-of-sample strategy.

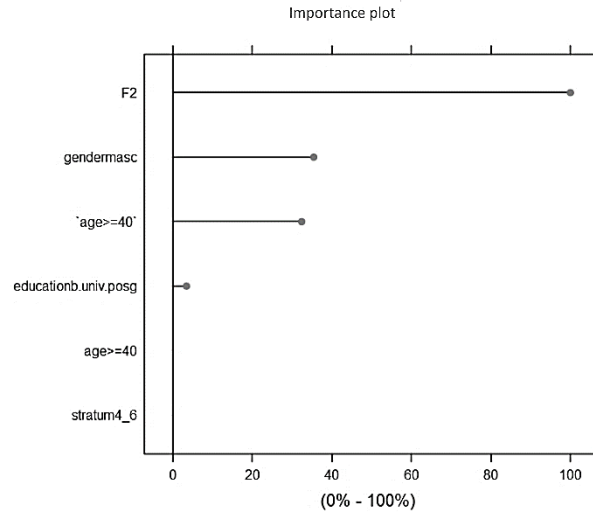


Figure 5. Importance of the predictors
Source: The authors

Useful packages for this process (‘Predicting’) are ‘stats’ [54], ‘caret’ [62], ‘randomforest’ [63], and ‘mboost’ [64] in R.

5 Conclusions

The study of individual reactions motivated by organizational efforts usually assumes that a selfish interest governs such reactions (e.g. merely focused on employee benefits) [45]. This posture is consistent with the personal costs of abandonment (e.g. ‘I sacrifice, or not, what I invested’) from perspectives such as calculated commitment [65-66]. However, we examine OSC from a ‘common interest’ from employees’ viewpoint, implying that the organization also should attend to other stakeholders’ needs (patients and their families, environment, community, suppliers, and shareholders).

The positive relationship between OSC and employee well-being evidenced in this paper supports understanding individual well-being as ‘being well together’ [45]. The studied association can also be interpreted based on theoretical approaches about balanced behaviours/results. For example, the shared value approach replaces the traditional belief that maximizing individual benefit destroys social wealth; that is, shared value assumes that conflicts between stakeholders’ interests can be solved [67]. Harmonious leadership also supports this balanced perspective by considering coordination capabilities to inspire social vitality, equity, and social governance [68]. The relationship between community well-being and individual well-being [45] also supports this perspective, considering how community aspects of work life (e.g. the needs/interests of patients, providers, communities, environment, and employee families) impact employees’ subjective well-being.

Thus, the empirical evidence concerning OSC, in terms of organizational efforts to attend to stakeholders’ needs from the employees’ viewpoint, supports the idea that certain

beliefs about the organization's ethical/social aspects affect subjective employee well-being [9, 69]. Based on the social exchange theory [70], the empirical findings suggest that employees develop feelings of being 'rewarded' through organizational efforts to satisfy both individual and altruistic needs (e.g. patients and their families, suppliers, community, shareholders, and the environment). Therefore, considering agency theory [71], healthcare organizations should prevent possible deviations between managers' objectives and those of other interest groups (e.g. doctors, nurses, patients and their families, providers, the community) in favour of a balanced perspective regarding OSC perceived by employees. In other words, cultivating environments where employees develop positive beliefs about OSC through actual organizational efforts to attend to stakeholders' needs may be a valuable strategy for facing the challenge of maintaining a healthy and productive workforce [1], using few resources.

Future work could examine employee decisions inside (e.g. support to quality initiatives, absenteeism) and outside organizations (e.g. family violence), considering potential losses or gains in individual well-being derived from organizational social actions. Additionally, future studies could use the shared/validated scales to examine the constructs under consideration (OSC and employee well-being) in other samples/contexts or structural models.

This paper addressed a case of the mining of constructs combining resources of organizational management, psychometry, statistics, and technologies for data processing/visualization in R. Future studies could use this paper as a guide or inspiration to practice or learn/teach the mining of psychological/managerial constructs.

References

- [1] Ledolter, J., Data mining and data analytics with R. John Wiley & Sons. [online]. 2013. Available at: <https://bit.ly/2Du9cKf>
- [2] Kowalski, T. and Loretto, W., Well-being and HRM in the changing workplace. *The International Journal of Human Resource Management*, 28(16), pp. 2229-2255, 2017. DOI: <http://dx.doi.org/10.1080/09585192.2017.1345205>
- [3] Imhof, S. and Andresen, M., Unhappy with well-being research in the temporary work context: mapping review and research agenda. *The International Journal of Human Resource Management*, 29(1), pp. 127-164, 2018. DOI: <https://doi.org/10.1080/09585192.2017.1384395>
- [4] Zelenski, J., Murphy, S. and Jenkins, S., The happy-productive worker thesis revisited. *Journal of Happiness Studies*, (9), pp. 521-537, 2008. DOI: <https://doi.org/10.1007/s10902-008-9087-4>
- [5] United Nations. 17 Goals to Transform Our World, [online]. 2015. [Accessed: May 12, 2019]. Available at: <https://www.un.org/sustainabledevelopment/>
- [6] OECD. OECD guidelines on measuring subjective well-being. OECD Publishing. 2013.
- [7] Kim, M. and Beehr, T., Organization-based self-esteem and meaningful work mediate effects of empowering leadership on employee behaviors and well-being. *Journal of Leadership & Organizational Studies*, 25(4), pp. 385-398, 2018. DOI: <https://doi.org/10.1177/1548051818762337>
- [8] Jena, L., Pradhan, S. and Panigrahy, N., Pursuit of organisational trust: role of employee engagement, psychological well-being and transformational leadership. *Asia Pacific Management Review*, 23(3), pp. 227-234, 2018. DOI: <https://doi.org/10.1016/j.apmr.2017.11.001>
- [9] Promislo, M., Giacalone, R. and Welch, J., Consequences of concern: ethics, social responsibility, and well-being. *Business Ethics: A European Review*, 21(2), pp. 209-219, 2012. DOI: <https://doi.org/10.1111/j.1467-8608.2011.01648.x>
- [10] Vansteenkiste, M., Neyrinck, B., Niemiec, C., Soenens, B., De Witte, H. and Van den Broeck, A., On the relations among work value orientations, psychological need satisfaction and job outcomes: a self-determination theory approach. *Journal of Occupational and Organizational Psychology*, 80(2), pp. 251-277, 2007. DOI: <https://doi.org/10.1348/096317906X111024>
- [11] Freeman, R., *Strategic Management: a stakeholder approach*. Pitman Publishing Inc., Boston, USA, 1984.
- [12] Babiak, K. and Kihl, L., A case study of stakeholder dialogue in professional sport: an example of CSR engagement. *Business and Society Review*, 123(1), pp. 119-149, 2018. DOI: <https://doi.org/10.1111/basr.12137>
- [13] Tuan, L., Rajendran, D., Rowley, C. and Khai, D., Customer value co-creation in the business-to-business tourism context: the roles of corporate social responsibility and customer empowering behaviors. *Journal of Hospitality and Tourism Management*, (39), pp. 137-149, 2019. DOI: <https://doi.org/10.1016/j.jhtm.2019.04.002>
- [14] Su, L. and Swanson, S., Perceived corporate social responsibility's impact on the well-being and supportive green behaviors of hotel employees: the mediating role of the employee-corporate relationship. *Tourism Management*, (72), pp. 437-450, 2019. DOI: <https://doi.org/10.1016/j.tourman.2019.01.009>
- [15] Rupp, D. and Mallory, D., Corporate social responsibility: psychological, person-centric, and progressing. *Annu. Rev. Organ. Psychol. Organ. Behav.*, 2(1), pp. 211-236, 2015. DOI: <https://doi.org/10.1146/annurev-orgpsych-032414-111505>
- [16] Wells, V., Taheri, B., Gregory-Smith, D. and Manika, D., The role of generativity and attitudes on employees' home and workplace water and energy saving behaviours. *Tourism Management*, (56), pp. 63-74, 2016. DOI: <https://doi.org/10.1016/j.tourman.2016.03.027>
- [17] Cherian, J., Umar, M., Thu, P., Nguyen-Trang, T., Sial, M. and Khuong, N., Does corporate social responsibility affect the financial performance of the manufacturing sector?. Evidence from an emerging economy. *Sustainability*, 11(4), art. 1182. 2019. DOI: <https://doi.org/10.3390/su11041182>
- [18] Siueia, T., Wang, J. and Deladem, T., Corporate social responsibility and financial performance: a comparative study in the Sub-Saharan Africa banking sector. *Journal of Cleaner Production*, (226), pp. 658-668, 2019. DOI: <https://dx.doi.org/10.1016/j.jclepro.2019.04.027>
- [19] Loureiro, S. and Lopes, J., How corporate social responsibility initiatives in social media affect awareness and customer engagement. *Journal of Promotion Management*, 25(3), pp. 419-438, 2019. DOI: <https://doi.org/10.1080/10496491.2019.1557819>
- [20] Farrington, T., Curran, R., Gori, K., O'Gorman, K. and Queenan, C., Corporate social responsibility: reviewed, rated, revised. *International Journal of Contemporary Hospitality Management*, 29(1), pp. 30-47, 2017. DOI: <https://doi.org/10.1108/IJCHM-05-2015-0236>
- [21] De Roeck, K. and Maon, F., Building the theoretical puzzle of employees' reactions to corporate social responsibility: an integrative conceptual framework and research agenda. *Journal of Business Ethics*, 149(3), pp. 609-625, 2018. DOI: <https://doi.org/10.1007/s10551-016-3081-2>
- [22] Mastroianni, K. and Storberg-Walker, J., Do work relationships matter?. Characteristics of workplace interactions that enhance or detract from employee perceptions of well-being and health behaviors. *Health Psychology and Behavioral Medicine: an Open Access Journal*, 2(1), pp. 798-819, 2014. DOI: <https://doi.org/10.1080%2F21642850.2014.933343>
- [23] Guest, D., Human resource management, corporate performance and employee wellbeing: building the worker into HRM. *The Journal of Industrial Relations*, 44(3), pp. 335-358, 2002. DOI: <https://doi.org/10.1111%2F1472-9296.00053>
- [24] Grant, A., Christianson, M. and Price, R., Happiness, Health, or Relationships? Managerial Practices and Employee Well-Being Tradeoffs. *Academy of Management Perspectives*, 21 (3), pp. 51-63. 2007. DOI: <https://psycnet.apa.org/record/2007-17336-006>
- [25] Warr, P., The measurement of well-being and other aspects of mental health. *Journal of Occupational Psychology*, (63), pp. 193-210. 1990. DOI: <https://doi.org/10.1111/j.2044-8325.1990.tb00521.x>

- [26] Bartels, A., Peterson, S. and Reina, C., Understanding well-being at work: development and validation of the eudaimonic workplace well-being scale. *PloS one*, 14(4), art. e0215957, 2019. DOI: <https://doi.org/10.1371/journal.pone.0215957>
- [27] Ryff, C., Happiness is everything, or is it?. Explorations on the meaning of psychological well-being. *Journal of Personality and Social Psychology*, 57(6), art. 1069, 1989. DOI: <https://doi.org/10.1037/0022-3514.57.6.1069>
- [28] Sheldon, K., Corcoran, M. and Prentice, M., Pursuing eudaimonic functioning versus pursuing hedonic well-being: the first goal succeeds in its aim, whereas the second does not. *Journal of Happiness Studies*, 20(3), pp. 919-933, 2019. DOI: <https://doi.org/10.1007/s10902-018-9980-4>
- [29] Bowling, N., Eschleman, K. and Wang, Q., A meta-analytic examination of the relationship between job satisfaction and subjective well-being. *Journal of Occupational and Organizational Psychology*, 83(4), pp. 915-934, 2010. DOI: <https://doi.org/10.1348/096317909X478557>
- [30] Kumano, M., On the concept of well-being in Japan: feeling shiawase as hedonic well-being and feeling ikigai as eudaimonic well-being. *Applied Research in Quality of Life*, 13(2), pp. 419-433, 2018. DOI: <https://doi.org/10.1007/s11482-017-9532-9>
- [31] Teo, S., Nguyen, D., Shafaei, A. and Pick, D., Participation in change, job characteristics, and hedonic well-being of senior public managers: the moderation effect of change information. *Australian Journal of Public Administration*, 79(4), pp. 567-583, 2020. DOI: <https://doi.org/10.1111/1467-8500.12425>
- [32] Kleindorfer, P., Singhal, K. and Van Wassenhove, L., Sustainable operations management. *Production and Operations Management*, 14(4), pp. 482-492, 2005. DOI: <https://doi.org/10.1111/j.1937-5956.2005.tb00235.x>
- [33] Antai, D., Oke, A., Braithwaite, P. and Anthony, A., A 'balanced' life: work-life balance and sickness absence in four nordic countries. *The International Journal of Occupational and Environmental Medicine*, 6(4), art. 205. 2015. DOI: <https://doi.org/10.15171/ijoom.2015.667>
- [34] Chan, T. and Hasan, N., Internal corporate social responsibility practices and employees' job satisfaction in a Malaysian Banking company. *Journal Pengurusan (UKM Journal of Management)*, (55), pp. 97-109, 2019. DOI: <https://doi.org/10.17576/pengurusan-2019-55-08>
- [35] Abbott, A., Nandeibam, S. and O'Shea, L., Is there a social norm to recycle?. In *Handbook on Waste Management*. Edward Elgar Publishing, 2014
- [36] Rawls, J., *A theory of justice*. Belknap Press, Cambridge, U.K., 1971.
- [37] Greenberg, J., Looking fair versus being fair: managing impressions of organizational justice. In Cummings, L.L. & Staw, B.M. (Eds.), *Research in organizational behavior*, Vol. 12, pp. 111-157, JAI Press, Greenwich, CT, USA, 1990.
- [38] Moorman, R., Relationship between organizational justice and organizational citizenship behaviors: do fairness perceptions influence employee citizenship?. *Journal of Applied Psychology*, 76(6), art. 845. 1991. DOI: <https://psycnet.apa.org/doi/10.1037/0021-9010.76.6.845>
- [39] Shen, J. and Benson, J., When CSR is a social norm: how socially responsible human resource management affects employee work behavior. *Journal of Management*, 42(6), pp. 1723-1746, 2016. DOI: <https://doi.org/10.1177/0149206314522300>
- [40] Arco-Castro, L., López-Pérez, M., Pérez-López, M. and Rodríguez-Ariza, L., Corporate philanthropy and employee engagement. *Review of Managerial Science*, 14, pp. 705-725, 2018. DOI: <https://doi.org/10.1007/s11846-018-0312-1>
- [41] Yoon, Y. and Gurhan-Canli, Z., Negative consequences of doing good: The effects of perceived motives underlying corporate social responsibility. *Advances in Consumer Research*, 30(1), pp. 323-324, 2003.
- [42] Sarwar, H., Ishaq, M., Amin, A. and Ahmed, R., Ethical leadership, work engagement, employees' well-being, and performance: a cross-cultural comparison. *Journal of Sustainable Tourism*, 28(12), pp. 2008-2026, 2020. DOI: <https://doi.org/10.1080/09669582.2020.1788039>
- [43] Schwepker, C., Valentine, S. Giacalone, R. and Promislo, M., Good barrels yield healthy apples: organizational ethics as a mechanism for mitigating work-related stress and promoting employee well-being. *Journal of Business Ethics*, 174, pp. 143-159, 2020. DOI: <https://doi.org/10.1007/s10551-020-04562-w>
- [44] Hunsaker, W., Spiritual leadership and work-family conflict: mediating effects of employee well-being. *Personnel Review*, 50(1), pp. 143-158, 2020. DOI: <https://doi.org/10.1108/PR-04-2019-0143>
- [45] Atkinson, S., Bagnall, A., Corcoran, R., South, J. and Curtis, S., Being well together: individual subjective and community wellbeing. *Journal of Happiness Studies*, 21(5), pp. 1903-1921, 2020. DOI: <https://doi.org/10.1007/s10902-019-00146-2>
- [46] Sirgy, M., Societal QOL is more than the sum of QOL of individuals: the whole is greater than the sum of the parts. *Applied Research in Quality of Life*, (6), pp. 329-334, 2021. <http://dx.doi.org/10.1007/s11482-010-9124-4>
- [47] Khoreva, V. and Wechtler, H., HR practices and employee performance: the mediating role of well-being. *Employee Relations*, 40(2), pp. 227-243, 2018. DOI: <https://doi.org/10.1108/ER-08-2017-0191>
- [48] Bacharach, S. and Bamberger, P., Exit and voice: turnover and militancy intentions in elementary and secondary schools. *Educational Administration Quarterly*, 26(4), pp. 316-344, 1990. DOI: <https://doi.org/10.1177/0013161X90026004002>
- [49] Eisenberger, R., Huntington, R., Hutchison, S. and Sowa, D., Perceived organizational support. *Journal of Applied Psychology*, 71(3), art. 500. 1986. DOI: <https://psycnet.apa.org/doi/10.1037/0021-9010.71.3.500>
- [50] Reker, G. and Wong, P., Psychological and physical well-being in the elderly: the Perceived Well-Being Scale (PWB). *Canadian Journal on Aging/La Revue canadienne du vieillissement*, 3(1), pp. 23-32, 1984. DOI: <https://doi.org/10.1017/S0714980800006437>
- [51] Li, J., Burch, T. and Lee, T., Intra-individual variability in job complexity over time: examining the effect of job complexity trajectory on employee job strain. *Journal of Organizational Behavior*, 38(5), pp. 671-691, 2017. DOI: <https://doi.org/10.1002/job.2158>
- [52] Vázquez, J., Lanero, A. and Licandro, O., Corporate social responsibility and higher education: Uruguay University students' perceptions. *Economic & Sociology*, 6(2), pp. 145-157, 2013. DOI: <https://doi.org/10.14254/2071-789X.2013/6-2/13>
- [53] Pérez-Rave, J.L., *MinerConstructo: marco inteligente para aprender, actualizarse y practicar minería de constructos con rigor científico [internal technical guide]*, IDINNOV, id: 10-986-55, 13-ago. 2021
- [54] R Core Team., *R: a language and environment for statistical computing*. R Foundation for Statistical Computing, Vienna, Austria, [online]. 2019. Available at: <https://www.R-project.org/>.
- [55] Revelle, W. and Revelle, M., Package 'psych'. *The comprehensive R archive network*, Vol. 337, pp. 338, 2015.
- [56] Sloan, L. and Angell, R., *Learn about Pearson's correlation coefficient in SPSS with data from the UK living cost and food survey (2010)*. SAGE Publications, 2015.
- [57] Horn, J., A rationale and test for the number of factors in factor analysis. *Psychometrika*, 30(2), pp. 179-85, 1965. DOI: <https://doi.org/10.1007/BF02289447>
- [58] Aldás, J. and Uriel, E., *Análisis multivariante aplicado con R*. Ediciones Paraninfo, S.A. 2017.
- [59] Fornell, C. and Larcker, D., *Structural equation models with unobservable variables and measurement error: algebra and statistics*. The University of Michigan, 1981.
- [60] Rosseel, Y., *lavaan: an R package for structural equation modeling*. *Journal of Statistical Software*, [online]. 48(2), pp. 1-36, 2012. Available at: <http://www.jstatsoft.org/v48/i02/>
- [61] Epskamp, S., *semPlot: path diagrams and visual analysis of various SEM Packages' Output*. R package version 1.1.2. 2019. DOI: <https://CRAN.R-project.org/package=semPlot>
- [62] Kuhn, M., *caret: classification and regression training*. R package version 6.0-88. 2021. DOI: <https://CRAN.R-project.org/package=caret>
- [63] Liaw, A. and Wiener, M., *Classification and regression by random Forest*. *R News*, 2(3), pp. 18-22, 2002.
- [64] Hothorn, T., Buehlmann, P., Kneib, T., Schmid, M. and Hofner, B., *mboost: model-based boosting*. R package version 2.9-5, [online]. 2021. Available at: <https://CRAN.R-project.org/package=mboost>

- [65] de Frutos, B., Ruiz, M. and San Martín, R., Análisis factorial confirmatorio de las dimensiones del compromiso con la organización. *Psicológica*, 19(3), pp. 345-366, 1998.
- [66] O'Reilly, C. and Chatman, J., Organizational commitment and psychological attachment: the effects of compliance, identification, and internalization on prosocial behavior. *Journal of applied psychology*, 71(3), pp. 492-499, 1986. DOI: <https://psycnet.apa.org/doi/10.1037/0021-9010.71.3.492>
- [67] Salas, V., Responsabilidad social corporativa (RSC) y creación de valor compartido. *La RSC según Michael Porter y Mark Kramer. Revista de Responsabilidad Social de la Empresa*, (3), pp. 15-40, 2011. DOI: <https://10.3232/GCG.2013.V7.N3.05>
- [68] Fincke, M., Orchestrating team building for harmonious leadership. *Accident and Emergency Nursing*, 1(4), pp. 229-233, 1993. DOI: [https://doi.org/10.1016/0965-2302\(93\)90090-M](https://doi.org/10.1016/0965-2302(93)90090-M)
- [69] Al Afari, T. and Abu Elanain, H., Procedural and distributive justice as mediators of the relationship between interactional justice and work outcomes: an empirical study of the UAE public health care sector. *The Journal of Applied Business Research*, 30(4), pp. 1091-110, 2014. DOI: <https://doi.org/10.19030/jabr.v30i4.8657>
- [70] Blau, P., *Exchange and power in social life*. Transaction Publishers. 1994.
- [71] Eisenhardt, K., Agency theory: an assessment and review. *Academy of management review*, 14(1), pp. 57-74, 1989. DOI: <https://doi.org/10.2307/258191>
- J.I. Pérez-Rave**, is BSc. Eng. in Industrial Engineer, from the Universidad de Antioquia, Colombia. Specializations in Statistics, and Systems Engineering from the Universidad Nacional de Colombia. MSc. in Systems Engineering from the Universidad Nacional de Colombia, and MSc in Visual Analytics and Big Data from the UNIR, Spain. PhD in Systems Engineering from the Universidad Nacional de Colombia, and PhD candidate in Business Management, in the Universidad de Valencia, Spain. Director of the IDINNOV research group, IDINNOV S.A.S. ORCID: 0000-0003-1166-5545
- J.C. Correa-Morales**, is BSc. in Statistician from the Universidad de Medellín, MSc. of Statistics, PhD in Statistics all of them from the University of Kentucky, USA. Professor at School of Statistics, Universidad Nacional de Colombia, Medellín, Colombia. ORCID: 0000-0002-9368-4725
- F. González-Echavarría**, is BSc Eng. in Industrial Engineer from the Universidad de Antioquia, Colombia. MSc. in Economy, PhD candidate in Business Management, from the Universidad de Valencia, Spain. Professor at Department of Industrial Engineering, Universidad de Antioquia, Medellín, Colombia. ORCID: 0000-0002-1540-9859

Appendix 1.

The measurement scales of the refined model (final version: 12 items)

Organizational social commitment

How often in the organization (from 1 = never to 5 = always)

empl	is the development of employee competencies stimulated?
suppl	are the commitments agreed with suppliers and other lines of business fulfilled?
users	is the development of promotion and prevention activities in favour of users (patients and their families) supported?
comuni	is the development of activities for the benefit of the community encouraged?
shar.users	are stances of transparency and veracity assumed in the information that is shared with users (patient and his/her family) and shareholders?
environ	are behaviours that favour the protection of the environment assumed?

Employee well-being

From 1 (very bad) to 5 (very good):

wb.psych1	How you feel about the development opportunities your current job offers?
wb.psych3	How you feel about your current job considering your career goals?

From 1 (strongly disagree) to 5 (strongly agree):

wb.physic1	My current job is less stressful than my previous one.
wb.physic2	I feel in good physical condition.
wb.soc1	The organization values my contribution to the achievement of strategic objectives.
wb.soc3	The organization cares about my well-being.