

Comparison between a traditional Colombian Structural Design and the Use of Viscous-Type Energy Damping Systems (2021)

Comparación entre un diseño estructural colombiano tradicional y el uso de disipadores de energía de tipo viscoso (año 2021)

Andres F. Ordoñez-Ruiz¹, William A. Parra-Moreno², and Alfer L. Silva-Ceron³

ABSTRACT

This paper compares a traditional Colombian structural design to the same structure with viscous-type energy dampers, considering both structural behavior and construction costs. To this effect, a building was designed: first, in accordance with the Colombian Seismic-Resistant Construction Regulations (NSR-10); and then according to the recommendations of American Society of Civil Engineers (ASCE, 2017) with regard to damping systems. Finally, the quantities and construction costs were calculated. As a result, an unconventional structure was obtained which was more expensive than a traditionally designed building. Still, said structure had less cross-sections, stresses, and displacements. The above demonstrates that, while the initial cost of this method may be higher, the extra cost can be offset when an earthquake occurs, as the building has better earthquake resistance.

Keywords: damping, structures, budget, seismic control

RESUMEN

Este trabajo compara un diseño estructural convencional colombiano frente a la misma estructura con disipadores de energía de tipo viscoso, considerando tanto el comportamiento estructural como el costo de construcción. Para ello se diseñó una edificación: en primera instancia, bajo los parámetros del Reglamento Colombiano de Construcción Sismorresistente (NSR-10); y luego cumpliendo con las recomendaciones de la American Society of Civil Engineering (ASCE, 2017) con respecto a sistemas de disipación. Por último, se calcularon las cantidades y los costos de construcción. Como resultado, se obtuvo una estructura más costosa que una edificación diseñada convencionalmente. De todas maneras, dicha estructura tenía menos secciones transversales, esfuerzos y desplazamientos. Lo anterior evidenció que, aunque el costo inicial de este método es más alto, el costo adicional puede ser compensado en el momento en que se presenta un sismo, pues la edificación es más sismorresistente.

Palabras clave: disipadores, estructuras, presupuesto, control sísmico

Received: November 11th, 2021

Accepted: August 19th, 2022

Introduction

In the search of solutions to the threat posed by earthquakes, alternative design methods such as energy dissipation systems have been developed, which implement viscous-fluid devices (Enriquez *et al.*, 2020; Hanson, 1993). These devices seek to improve the response of structures to severe earthquakes by incorporating damping and reducing angular distortions, seismic shear, pseudo-acceleration spectrum, and the steel area (Cano-Lagos and Zumaeta-Escobedo, 2012).

When designing buildings, structural engineers always seek to ensure excellent rigidity, resistance, and ductility, aiming to obtain acceptable failure mechanisms in the engineering design. However, since the priority is to save people's lives, elements of the structure can fail, to the point that the building becomes uninhabitable, as long as the structure itself does not collapse. Thus, plastic deformation energy (E_{SD}) plays a vital role in energy dissipation (Rochel Awad, 2012). Conversely, seismic control systems take advantage

of the other terms in the energy balance equation (1), such as the mass kinetic energy (E_k), the inherent damping energy of the structure (E_D), and the elastic deformation energy (E_{SS}). These are usually quantified in an additional term (damping energy due to supplementary devices, E_H) (Oviedo and Duque, 2006). This, in order for the structure not to require plastic hinges to dissipate the input energy (E_i).

¹ Civil Engineering. Universidad del Cauca, Colombia. Email: orandres@unicauca.edu.co

² Civil Engineering. Universidad del Cauca, Colombia. Email: williamparra@unicauca.edu.co

³ Civil Engineering. Universidad del Cauca, Colombia. Affiliation: PhD student in Civil Engineering, Universidad EAFIT, Colombia. Assistant professor, Universidad del Cauca, Colombia. Email: alfer@unicauca.edu.co

How to cite: Ordoñez-Ruiz, A. F., Parra-Moreno, W. A., and Silva-Ceron, A. L. (2023). Comparison between a traditional Colombian structural design and the use of viscous-type energy damping systems (2021). *Ingeniería e Investigación*, 43(1), e99281. <http://doi.org/10.15446/ing.investig.99281>



Attribution 4.0 International (CC BY 4.0) Share - Adapt

$$E_K + E_D + E_{SS} + E_{SD} + E_H = E_I \quad (1)$$

In particular, energy damping systems are highly recommended because they take part in passive control systems, which do not require regular maintenance or an activation system. Moreover, viscous-type energy dampers have many benefits, such as simple installation, high resistance, versatility, longevity, and manageable design. Part of that versatility lets designers use these devices in different structures (León-Joya, 2016; Zhou *et al.*, 2020), reinforce old buildings (Hesam *et al.*, 2017), combine them with other control seismic systems (Zhen *et al.*, 2020), or even protect adjacent buildings (Bhaskararao and Jangid, 2007; Patel and Jangid, 2013). Additionally, this control system is one of the most studied mechanisms to protect buildings, with many positive results (Li and Huo, 2010).

Viscous-type energy dissipation devices are elements that transfer highly viscous fluids from one compartment to another through small orifices, taking advantage of the energy loss generated by the fluid during each oscillation of the structure. Because the dissipator behaves according to the laws of fluid mechanics, the value of the resistive force (F) varies with respect to the translational speed of the dissipator (V). Nevertheless, the parameters C (Damping constant) and α (Velocity coefficient) are used to define the dampers in the structure:

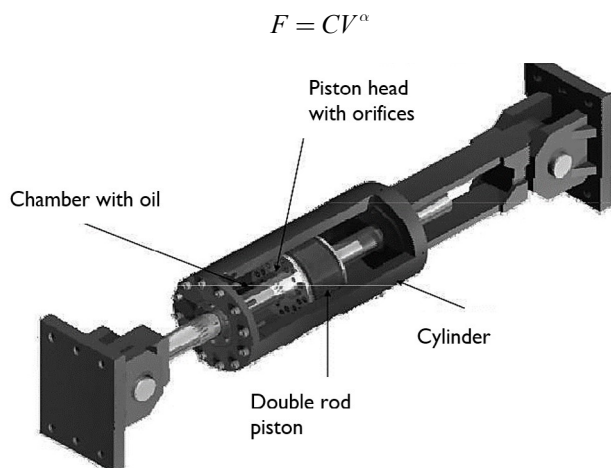


Figure 1. Seismic Damper Device
Source: DISIPA Ingenieros (2021)

Hence the philosophy of this project, whose objective is to compare the performance of two models of the same building. The first model was built using the parameters of the Colombian Construction Regulation (NSR-10), following a traditional design based on the combination of resistance, durability, deformability, and energy absorption through damage. The second model used viscous-type energy dissipation devices, which increase energy absorption and reduce damage (Colunga-Tena and Gama-Contreras, 2017). This, in order to observe the effectiveness of these design mechanisms in a practical environment from an economic perspective.

Methodology

To carry out this study, the aforementioned structures were exposed to a time-history analysis using representative earthquakes for the area under study. The design and analysis of the structures were performed with the help of the academic versions of the Etabs V18.1 and Safe V16.0.2 software. This made it possible to compare the structural behavior of the two alternatives and, through a budget analysis, to carry out a cost-benefit comparison.

A building for residential use was used in the evaluation. It has a normal occupancy (use group I, NSR-10), consisting of five floors, an elevator, and a staircase, with a height of approximately 15,2 m. The structure is based on moment-resisting frames, a gabled roof, composite slabs in metaldeck, and cementation using combined footings and a foundation slab. The building is located on D-type quality soil. On the other hand, the unconventional building has the same components and two viscous dampers for each direction in every story with a diagonal bracing scheme, as shown in Figure 2.

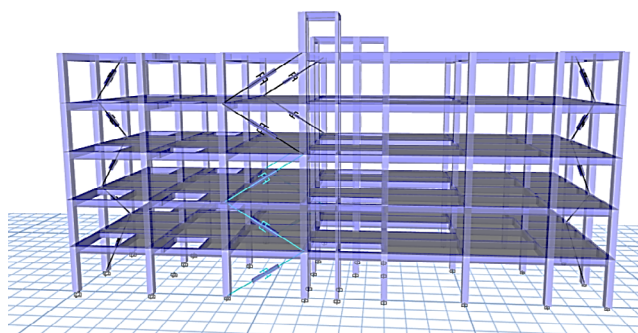


Figure 2. Structural model
Source: Authors

According to the General Study of Seismic Threats of Colombia carried out by the Colombian Association of Seismic Engineering (AIS), there are two dominant seismogenic sources in the study area: active and subduction. In this sense, the seismic records listed in Tables 1 and 2 were based on a study of the micro seismic zoning of Popayán, which was conducted by Universidad de Los Andes (AIS *et al.*, 2010). These records were obtained from the Pacific Earthquake Engineering Research database, the Colombian Seismic Network, and the National Geological Survey of Mexico.

Table 1. Subduction quakes

ID	Country	Date	Magnitude	Distance (km)	Time (s)
San Fernando	USA	9/02/1971	6,6	27	60,19
Imperial Valley	USA	15/10/1979	6,5	36	103,80
Irpinia	Italy	23/11/1980	6,5	33	38,26
Northridge	USA	17/01/1994	6,7	35	39,98
Armenia	Colombia	25/01/1999	6,3	38	144

Source: Authors

Table 2. Active source quakes

ID	Country	Date	Magnitude	Distance (Km)	Time (sec)
Nuxco	Mexico	15/07/1996	6,5	20	83,00
La Unión	Mexico	10/12/1994	6,3	20	54,94
Copala	Mexico	24/10/1993	6,2	19	58,87
Las Vigas	Mexico	25/04/1989	6,5	19	34,39

Source: Authors

Based on these seismic records, an elastic review of the two structures was carried out, where the adequate dynamic behavior was verified, with fundamental translational modal shapes and other requirements of Colombian regulation. Next, the structures were designed, assigning the steel required by either the regulation or the analysis in each structural element, which was conditioned by the design spectrum in each case.

In particular, the design of viscous dampers was established by calculating the maximum capacity force required by the device, determined by means of the equation of the dissipator (2) and the damping coefficient C, which was obtained from the objective viscous damping (β_{vis}) (Fuentes-Sadowski, 2019; Genatios and Lafuente, 2016). The starter viscous damping ratio was determined via Equation (3) in order to estimate a value according to the relation between the objective drift (δ_{Obj} , NSR-10) and the maximum drift (δ_{Max}) of the building analyzed without dampers. Here, the inherent damping (β_0) was taken as 5%.

$$\frac{\delta_{Max}}{\delta_{Obj}} = \frac{2,31 - 0,41Ln(\beta_0)}{2,31 - 0,41Ln(\beta_{vis} + \beta_0)} \quad (2)$$

Next, a damping constant was determined with the properties of the dampers, the structure, and its modal response in a nonlinear analysis (Dall’Asta et al., 2016). The parameters φ_r , φ_{rj} , A, and w are the vibration mode, the relative displacement, the amplitude, and the frequency, respectively, of the fundamental time period of the structure. θ_j is the inclination angle of the dissipator, m_i is the floor mass, and λ are values that depend on the gamma function and the velocity coefficient α (NEHRP, 2020).

$$B = \frac{2.31 - 0.41Ln(\beta_0)}{2.31 - 0.41Ln(\beta_{eff})} \quad (3)$$

As the seismic response in each direction of the structure differs, the damping constant is calculated independently, given that the direction of the structure that is flexible requires greater damping than the other one, which has less flexibility. This means that greater resistive forces are needed. When the output force from the dampers is limited, the structural members and connections are more economical. As a result, the damping constants for the structure under analysis were determined through several iterations whose

aim was always to obtain the best behavior and the lowest cost for the devices.

Table 3: Damping constant used in the design

Story	Coef. x (tonf*(s/m)1+ α)	Coef. y (tonf*(s/m)1+ α)
5	100	100
4	100	100
3	150	180
2	150	180
1	150	180

Source: Authors

The most efficient placement of dampers will be in the perimeter of the structure, aiming to control any torsional motion of the building with respect to its center of mass in its fundamental shape modals. Moreover, for low-rise buildings, dampers are typically placed at all floor levels to capture and absorb the energy at its source throughout the structure (Taylor Devices Inc., 2022; Díaz, 2014). It is important to note that the metallic elements that transfer the earthquake force to the devices had to be designed with a safety factor of 1,5.

The expected viscous damping ratios (β_{vis}) are usually different from the starter ones because the placement is not considered in the estimation. The damping constant was modified in order to obtain the best results. In this framework, the viscous damping ratios were 10,7% in the X-direction and 8,4% in the Y-direction.

Finally, the amount of material required and the construction costs of each of the alternatives were calculated, and a budget analysis considering only the structural elements was carried out to fulfil the aim of the research.

Result analysis

In order to characterize the results and define the most favorable alternative, the following parameters were evaluated: displacements, energy balance, basal shear, accelerations, element design, and construction costs. These parameters showed the most significant differences among the two alternatives.

Displacements

The first significant change that could be observed in the designs was a reduction in displacements. In the unconventional model, these were reduced by 28,61% in the X-direction and 27,11% in the Y-direction, i.e., with respect to the structure without dampers (Arlinton, 2020; Marko, et al., 2004). Depending on the design, a reduction of up to 80% can be achieved (Sajjan and Biradar, 2018). This allowed the project to comply with regulations without the need for additional modifications. These results are shown in Tables 4 and 5.

Table 4. Displacements of the unconventional model in the X-X direction

Floor	Height (m)	Without dissipation (mm)	With dissipation (mm)	Reduction (%)
Story 5	15,30	133,115	94,999	28,63%
Story 4	12,24	122,951	87,482	28,85%
Story 3	9,18	101,15	72,193	28,63%
Story 2	6.,20	69,068	49,330	28,58%
Story 1	3,06	29,801	21,464	27,98%
Base	0	Average		28,61%

Source: Authors

Table 5. Displacements of the unconventional model in the Y-Y direction

Floor	Height (m)	Without dissipation (mm)	With dissipation (mm)	Reduction (%)
Story 5	15,30	138,430	100,938	27,08%
Story 4	12,24	127,504	91,543	28,20%
Story 3	9,18	103,932	74,743	28,08%
Story 2	6,12	69,050	50,075	27,48%
Story 1	3,06	28,475	20,830	26,85%
Base	0	Average		27,11%

Source: Authors

As for the traditionally designed building, much larger cross-sections were required, as well as two additional columns, in order to increase the rigidity of the building and thus guarantee the maximum displacement allowed by the regulations. The results for this case are presented in Table 6.

Table 6. Displacements of the conventional model

Floor	Height (m)	X-X (mm)	Y-Y (mm)
Story 5	15,30	100,18	99,96
Story 4	12,24	91,46	89,51
Story 3	9,18	74,48	71,30
Story 2	6,12	49,419	46,24
Story 1	3,06	20,24	18,13
Base	0		

Source: Authors

Based on the above, the two structures were compared, whose displacements were similar in order to comply with the regulations. However, it should be noted that the dimensions and properties of the structural element sections in the two structures are different: they are greater in the conventional model.

Energy balance

The reduction in the non-traditional model’s displacements was mainly produced by the redistribution of the earthquake’s

energy in the structure. The damping devices take up to 64,63% of the input energy, while the overall damping of the structure only takes 34,84%, leading to reductions in the stresses on the structure and in the damage to structural elements.

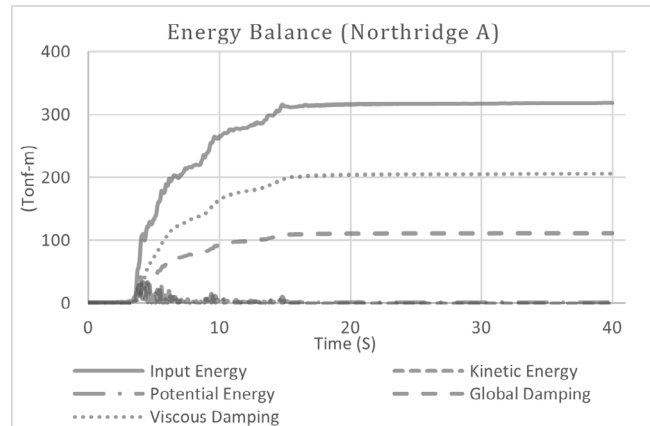


Figure 3. Balance of energy in the unconventional model

Source: Authors

On the other hand, in the conventional model, the energy of the incoming earthquake is dissipated through the inherent damping of the structure, which is determined by the energy dissipation capacity of the materials. Thus, the building can enter the inelastic range, generating plastic hinges and damages to structural and non-structural elements, which means increased reparation costs to rehabilitate the building.

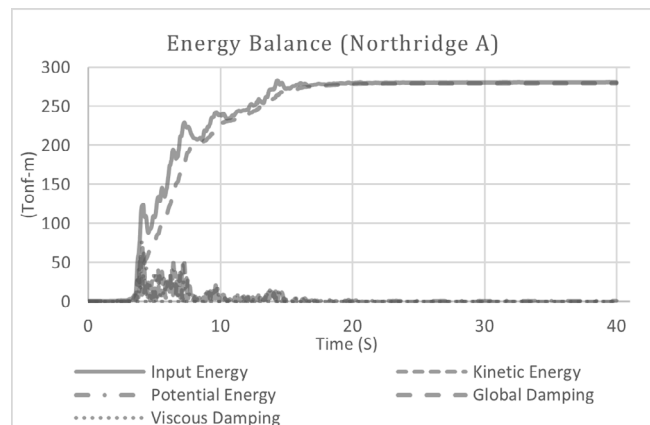


Figure 4. Balance of energy in the conventional model

Source: Authors

Figure 5 presents the comparison of the maximum energy values, where the great difference in the energy distribution of the two studied models can be observed. In particular, the energy of the earthquake taken by the global damping of the structure is reduced from 98,69 to 34,84%, reducing 63,85% of the earthquake’s energy, a value close to the energy assumed by the viscous damping (64,63%) in the non-traditional model. Moreover, the kinetic and potential energy were reduced, thus improving behavior in the first moments of an earthquake.

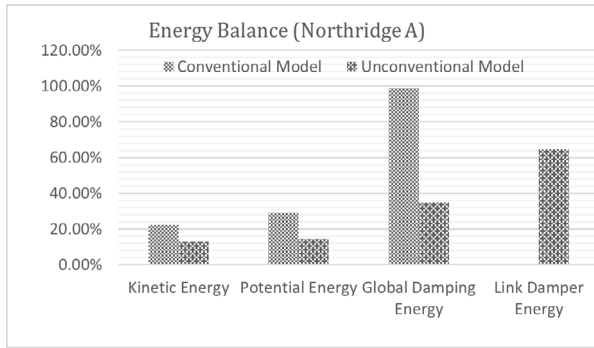


Figure 5. Maximum energy values
Source: Authors

Stresses

The concept of *basal shear* is used to quantify and show the difference in terms of stresses between the two models as a response of the structure against ground motion. Thus, this difference shows the reduction of the structural elements in seismic demand. Figure 6 compares the shear stresses of the models under study. The model with dissipators reduced an average 36,21% of the stresses present in the conventional structure, which leads to a lower demand on the structural elements in the design.

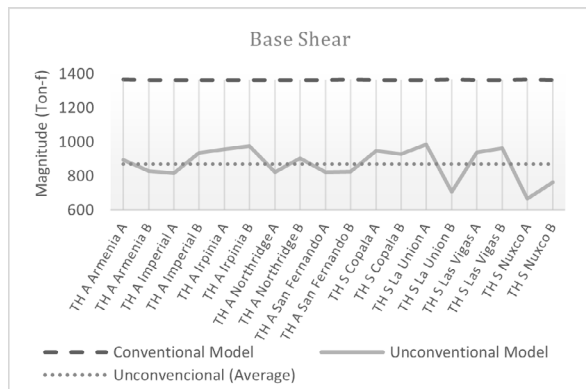


Figure 6. Differences in base shear
Source: Authors

At the same time, the inclusion of dissipators increased the axial forces in the columns adjacent to the devices, which implies that their capacity must be improved (Figure 7) (Guevara-Huatuco and Arias-Torres, 2012). However, it is noteworthy that the increase in the capacity of these columns did not exceed what was required in the conventional model.

Accelerations

Additionally, the acceleration of each floor and model was determined in order to observe the reduction in the output accelerations of the earthquakes. There was indeed an average decrease of 21,21%, which confirms the redistribution of energy, where the kinetic energy of the mass had less participation and consequently less force on the oscillations of the structure.

In particular, the structure presented a reduction of 21,63% in the X-direction and of 17,46% in the Y-direction. The latter

was slightly lower because, in this direction, the structure is more flexible and less redundant, with just four columns against the eight columns in the other direction.

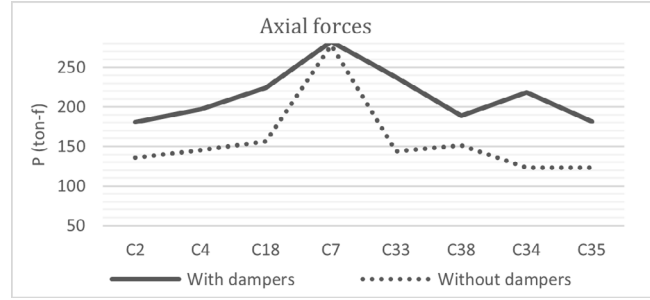


Figure 7. Axial forces in the columns adjacent to the devices
Source: Authors

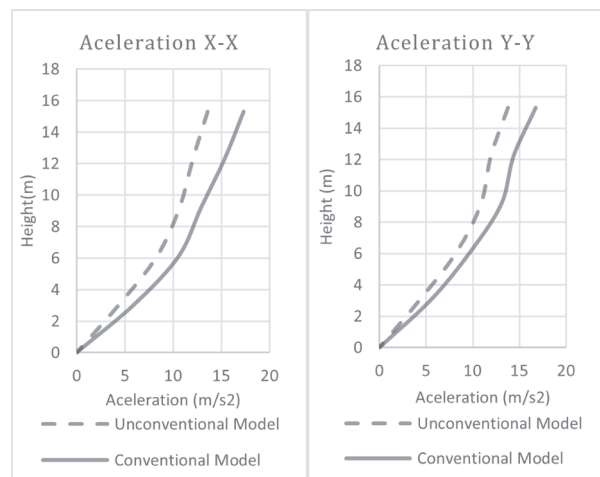


Figure 8. Output accelerations
Source: Authors

Design and budget

Finally, the variation in the quantities of concrete and steel for the construction of each design model was determined. Since the implementation of dampers causes a reduction in the cross-sections, the characteristics of the materials and the spectrum of pseudo-accelerations of the unconventional design led to a quantity reduction, and therefore to a cost reduction of 6,97% for concrete and 10,53% for steel (Table 7).

Table 7. Quantities of concrete and steel

Concrete			
Design	Conventional	Unconventional	Variation (%)
Quantity (m³)	515,850	494,365	4,16%
Cost (\$)	275 136,950	255 958,167	6,97%
Steel			
Design	Conventional	Unconventional	Variation (%)
Quantity (m³)	75 301,185	67 369,346	10,53%
Cost (\$)	274 322,217	245 426,526	10,53%

Source: Authors

It should be noted that the reduction with respect to the amounts of steel and concrete in the unconventional design takes place differently depending on the structural element, namely cementation, columns, and floor beams. Figure 9 shows that columns benefit the most from the implementation of viscous fluid dampers, as these allow for the greatest reduction of concrete and steel, whereas the difference is not as large in the foundations and floor beams.

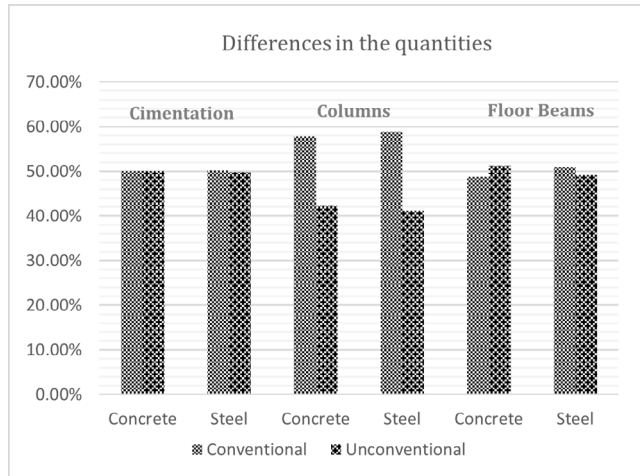


Figure 9. Quantities according to the structural elements
Source: Authors

As for the total construction costs of each building, the conventional model would be valued at \$700 639 558 COP, while the unconventional design would have a cost of \$ 1 245 065 084 COP, approximately 77,7% higher than the former. However, considering the finishing costs of the building and the repairs made to a structure in the event of an earthquake, the extra cost of the dissipators can be justified (Benavides-Ortiz, 2015).



Figure 10. Budget
Source: Authors

According to the background of this research, the rate of increase in the construction costs of a model with viscous dampers under similar conditions is 1,7 with respect to the conventional model, which is close to the value obtained. In addition, to equalize the investment costs, the building should be higher than 18 stories, considering that this value varies depending on the level of importance, type of soil, and area of seismic threat (Benavides-Ortiz, 2015)

Conclusions

According to the information collected through this study, the following remarks can be made:

For the design with viscous fluid dissipators, one of the most important considerations to take into account is the determination of the energy dissipation coefficient C , as values between 100- and 300-tons force $\cdot (s / m)^{1+}$ are recommended so that the devices are not oversized, expensive, or wasteful.

As a result of the time-history analysis of the unconventional model, the structure exhibits displacement reductions of 28,61 and 27,11%, as well as reducing 21,21% of the floor accelerations and 64,63% of an incoming earthquake's energy, which leads to better structural behavior and greater safety during earthquakes.

Depending on the results, a decrease in the rigidity demand of the structure is noted, due to the fact that the devices absorb a large amount of the input seismic energy. This allows thinner sections to have better behavior and meets the required maximum parameter of angular distortion (Oviedo, 2012).

The building with viscous-type energy dissipators has a better structural performance, since there are less displacements and stresses, thus causing a reduction in sections and materials. While the conventional structure is the most economical construction option, the structural elements of the building were placed under greater stresses.

Despite the many benefits entailed by the implementation of viscous dampers, the process can be very expensive and unfeasible in some cases. However, it should be noted that the use of these devices can be justified in more flexible or more important buildings (Cevasco-Beramendi and Condo Vargas, 2020).

Building structures designed with energy dissipators are an option that should be given greater consideration, as the benefits transcend structural health and human safety. In rare earthquakes, important structures must have a structural performance that is difficult to achieve with conventional designs.

Although the implementation of viscous dampers has an additional cost, the structure requires fewer repairs because it minimizes its incursion into the inelastic range, thus reducing costs and times associated to the possible suspension of service in the building.

The lack of knowledge about the feasibility of using control systems in Colombia was made evident, so research in this area becomes extremely important.

References

- AIS, UNIANDES, and INGEOMINAS (2010). *Estudio general de la Amenaza Sísmica de Colombia*. Asociación Colombiana de Ingeniería Sísmica.
- Arlinton, C. B. (2020). *Influencia de los disipadores de fluido viscoso en el reforzamiento del edificio centro cultural de la Universidad Señor de Sipán* [Undergraduate thesis, Universidad Señor de Sipán]. <https://repositorio.uss.edu.pe/handle/20.500.12802/9119>
- American Society of Civil Engineers (ACSE) (2017). *Minimum design loads and associated criteria for buildings and other structures*. ACSE. <https://doi.org/10.1061/9780784414248>
- Asociación Colombiana de Ingeniería Sísmica (2010). *Reglamento Colombiano de Construcción Sismo Resistente NSR-10, Tomo 2*. ACIS.
- Benavides-Ortiz, C. I. (2015). *Análisis comparativo de costos de estructuras de base fija vs. estructuras con elementos disipadores de energía*. Universidad del Valle.
- Bhaskararao, A. V., and Jangid, R. S. (2007). Optimum viscous damper for connecting adjacent SDOF structures for harmonic and stationary white-noise random excitations. *Earthquake Engineering Structural Dynamics*, 36(4), 563-571. <https://doi.org/10.1002/eqe.636>
- Cano-Lagos, H., and Zumaeta-Escobedo, E. I. (2012). *Diseño estructural de una edificación con disipadores de energía y análisis comparativo sísmico entre el edificio convencional y el edificio con disipadores de energía para un sismo severo* [Undergraduate thesis, Universidad Peruana de Ciencias Aplicadas]. <http://hdl.handle.net/10757/301565>
- Cevasco-Beramendi, R. F., and Condo-Vargas, P. (2020). *Análisis del comportamiento sísmico dinámico de un edificio multifamiliar de 37 niveles con disipadores de fluido viscoso en la victoria* [Undergraduate thesis, Universidad Ricardo Palma]. <https://hdl.handle.net/20.500.14138/3568>
- Colunga-Tena, A., and Gama-Contreras, A. (2017). Determinación de parámetros de diseño sísmico para marcos dúctiles de concreto reforzado con disipadores de energía hysteréticos. *Revista Sul-Americana de Engenharia Estrutural*, 14(1), 36-58. <https://doi.org/10.5335/rsaev.14i1.6496>
- Dall'Asta, A., Tubaldi, E., and Ragni, L. (2016) Influence of the nonlinear behavior of viscous dampers on the seismic demand hazard of building frames. *Earthquake Engineering Structural Dynamics*, 45(1), 149-169. <https://doi.org/10.1002/eqe.2623>
- Díaz, M. A. (2014). *Evaluación del proyecto estructural y optimización del diseño con disipadores de energía viscosos taylor para una edificación esencial de 6 pisos* [Undergraduate Thesis, Universidad Privada Antenor Orrego]. <https://repositorio.upao.edu.pe/handle/20.500.12759/637>
- DISIPA Ingenieros (2021, August 30). *Energy Dampers* [Figure]. <http://www.disipaing.com/disipadores-energia/>
- Enriquez, A., Marulanda, J., & Thomson, P. (2018). *Análisis comparativo entre un reforzamiento convencional y tres alternativas de repotenciación con dispositivos de con-trol pasivo para una clínica construida antes del CCCSR-84* [Master's thesis, Universidad del Valle]. <https://1library.co/document/yr-35167y-analisis-comparativo-reforzamiento-convencional-alternativas-repotenciacion-dispositivos-electronico.html>
- Fuentes-Sadowski, J. C. (2019). *Procedimientos para el análisis y diseño de estructuras con sistemas de disipación de energía en el Perú* [Master's thesis, Pontificia Universidad Católica del Perú]. <http://hdl.handle.net/20.500.12404/15624>
- Genatios, C., and Lafuente, M. (2016). *Introducción al uso de aisladores y disipadores en estructuras*. CAF-Banco de Desarrollo de América Latina Serie Geópolis. <http://scioteca.caf.com/handle/123456789/1213>
- Guevara-Huatuco, D. N., and Arias-Torres, P. O. (2012). *Diseño de un edificio aporricado con amortiguadores de fluido-viscoso en disposición diagonal* [Undergraduate Thesis, Pontificia Universidad Católica del Perú]. <http://hdl.handle.net/20.500.12404/1477>
- National Earthquake Hazards Reduction Program (NEHRP) (2020). *NEHRP recommended provisions for seismic regulations for new buildings and other structures* (vol. I). Federal Emergency Management Agency. https://www.fema.gov/sites/default/files/2020-10/fema_2020-nehrrp-provisions_part-1-and-part-2.pdf
- Hanson, R. D. (1993). Supplemental damping for improved seismic performance. *Earthquake Spectra*, 9(3), 319-334. <https://doi.org/10.1193/1.1585719>
- Hesam, P., Irfanoglu, A., and Hacker, T. J. (2017). Effective viscous damping in reinforced concrete buildings : Estimation based on measured strong motion response. *16th World Conference on Earthquake*, 2393, 9. <http://wcee.nicee.org/wcee/article/16WCEE/WCEE2017-2393.pdf>
- León-Joya, L. T. (2016). *Disipadores y aisladores sísmicos, modelo de puente vehicular con disipador y sin disipador de energía, comparación de la respuesta sísmica* [Undergraduate thesis, Universidad Católica de Colombia]. <http://repositorio.ucatolica.edu.co/handle/10983/13931>
- Li, H., and Huo, L. (2010). Advances in structural control in civil engineering in China. *Mathematical Problems in Engineering*, 2010, 936081. <https://doi.org/10.1155/2010/936081>
- Marko, J., Thambiratnam, D., and Perera, N. (2004). Influence of damping systems on building structures subject to seismic effects. *Engineering Structures*, 26(13), 1939-1956. <https://doi.org/10.1016/j.engstruct.2004.07.008>
- Oviedo, J. A. (2012). Influence of the story stiffness of reinforced concrete frame with proportional hysteretic dampers on the seismic response. *Revista EIA*, 9(17), 121-137. <https://revistas.eia.edu.co/index.php/reveia/article/view/455>
- Oviedo, J. A., and Duque, M. del P. (2006). Sistemas de control de respuesta sísmica en edificaciones. *Revista EIA*, 3(6), 105-120. <https://revistas.eia.edu.co/index.php/reveia/article/view/163>
- Patel, C. C., and Jangid, R. S. (2013). Dynamic response of identical adjacent structures connected by viscous damper. *Structural Control and Health Monitoring*, 21, 205-224. <https://doi.org/10.1002/stc.1566>
- Rochel Awad, R. (2012). *Análisis y diseño sísmico de edificios* (2nd ed.). Fondo Editorial Universidad EAFIT.
- Sajjan, P., and Biradar, P. (2018). Study on the effect of viscous damper for Rcc frame structure. *IJRET: International Journal of Research in Engineering and Technology*, 5(9), 31-36. <https://doi.org/10.15623/ijret.2016.0509005>

Taylor Devices Inc. (2022). *Fluid viscous dampers manual*. <https://www.taylordevices.com/damper-manual/>

Zhen, L., Dejian, L., Leihua, P., Yao, L., Kepei, C., and Qianqiu, W. (2020). Study on the damping efficiency of continuous beam bridge with constant cross-section applied by lead rubber bearings and fluid viscous dampers. *Noise and Vibration Worldwide*, 51(4-5), 85-92. <https://doi.org/10.1177/0957456520901353>

Zhou, P., Liu, M., Li, S., Li, H., and Song, G. (2020). Experimental study on seismic control of towers in cable-supported bridges by incorporating fluid viscous dampers between sub-towers. *Advances in Structural Engineering*, 23(10), 2086-2096. <https://doi.org/10.1177/1369433220908031>



Available in:

<https://www.redalyc.org/articulo.oa?id=64379907006>

How to cite

Complete issue

More information about this article

Journal's webpage in redalyc.org

Scientific Information System Redalyc
Diamond Open Access scientific journal network
Non-commercial open infrastructure owned by academia

Andres F. Ordoñez-Ruiz, William A. Parra-Moreno,
Alfer L. Silva-Ceron

Comparison between a traditional Colombian Structural Design and the Use of Viscous-Type Energy Damping Systems (2021)

Comparación entre un diseño estructural colombiano tradicional y el uso de disipadores de energía de tipo viscoso (año 2021)

Ingeniería e Investigación

vol. 43, no. 1, p. 1, 2023

Facultad de Ingeniería, Universidad Nacional de Colombia.,

ISSN: 0120-5609

ISSN-E: 2248-8723

DOI: <https://doi.org/10.15446/ing.investig.99281>