

# Allelopathic activity of aqueous extracts of arboreal species on the germination and initial growth of two weeds

Actividad alelopática de extractos acuosos de especies arbóreas sobre la germinación y crecimiento inicial de dos malezas

Victor Gabriel Almada Ruiz<sup>1</sup>, Álvaro Reyes Olivas<sup>1</sup>, Gabriel Antonio Lugo García<sup>1</sup>, Laura Delia Ortega Arenas<sup>2</sup>, Celia Selene Romero Félix<sup>1</sup> and Bardo Heleodoro Sánchez Soto<sup>1,3\*</sup> ✉

<sup>1</sup> Universidad Autónoma de Sinaloa, Colegio de Ciencias Agropecuarias, Facultad de Agricultura del Valle del Fuerte, Calle 16 y Avenida Japaraqui, C.P. 81110. Juan José Ríos, Ahome, Sinaloa, México.

<sup>2</sup> Colegio de Postgraduados, Campus Montecillo, Km 36.5 carretera México-Texcoco, C.P. 56230, Montecillo, México.

<sup>3</sup> Universidad Autónoma de Occidente, Unidad Regional Los Mochis, Blvd. Macario Gaxiola y Carretera Internacional México 15, C.P. 81223 Los Mochis, Sinaloa.

## ABSTRACT

In the search for sustainable management options for the weeds *Convolvulus arvensis* L. and *Portulaca oleracea* L., we evaluated the *in vitro* inhibitory potential in germination and initial growth of the aqueous extract of the fruit, leaf and bark, of the arboreal species with allelopathic characteristics *Eucalyptus globulus* Labill. and *Schinus terebinthifolia* Raddi. The germination and growth inhibition was evaluated by exposing seeds of *C. arvensis* and *P. oleracea*, arranged inside a Petri dish, to the spray of the extract at different concentrations. The fruit and leaf extracts of *S. terebinthifolius*, as well as that of the *E. globulus* leaf, inhibited the germination and growth of both weeds from the 2.5 % formulation. The biological activity of the extracts was positively related to the concentration. These results suggest that tree extracts represent a useful tool in the agroecological management of the two weeds.

**Keywords:** Allelopathy, *Convolvulus arvensis*, *Eucalyptus globulus*, *Portulaca oleracea*, *Schinus terebinthifolius*.

## RESUMEN

En la búsqueda de opciones sostenibles de manejo de las malezas *Convolvulus arvensis* L. y *Portulaca oleracea* L., se evaluó *in vitro* el potencial de inhibición de germinación y crecimiento inicial del extracto acuoso de fruto, hoja y corteza de las especies arbóreas, con características alelopáticas, *Eucalyptus globulus* Labill. y *Schinus terebinthifolius* Raddi. La inhibición de germinación y crecimiento se evaluó al exponer semillas de *C. arvensis* y *P. oleracea* dispuestas dentro de una caja Petri, a la aspersión del extracto a diferentes concentraciones. Los extractos de fruto y hoja de *S. terebinthifolius*, así como el de hoja de *E. globulus*, inhibieron la germinación y crecimiento de ambas malezas a partir del formulado al 2.5 %. La actividad biológica de los extractos se relacionó positivamente con la concentración. Los resultados sugieren que los extractos de las arbóreas representan una herramienta útil en el manejo agroecológico de las malezas

**Palabras clave:** Alelopatía, *Convolvulus arvensis*, *Eucalyptus globulus*, *Portulaca oleracea*, *Schinus terebinthifolius*.

\*Author for correspondence: Bardo Heleodoro Sánchez Soto  
e-mail: bardosanchez@hotmail.com

Received: March 15, 2023

Accepted: August 15, 2024

Published: September 17, 2024

## INTRODUCTION

*Convolvulus arvensis* L. (Convolvulaceae) and *Portulaca oleracea* L. (Portulacaceae) are among the most harmful weeds to agriculture in Mexico (Espinoza and Villaseñor, 2017; Carrascosa *et al.*, 2023). The specie *C. arvensis*, also known as bindweed, is a creeping habit plant with a high colonizing and regenerative potential, turning it into a serious problem in northwestern Mexico (Baja California Norte, Baja California Sur, Chihuahua, Durango, Sinaloa y Sonora), where reduces by 40 - 50 % the production of Jalapeño pepper (*Capsicum annuum* L.) (Solanaceae), chickpea (*Cicer arietinum* L.) (Fabaceae) and wheat (*Triticum aestivum* L.) (Poaceae), widely growth crops in the region (Rodríguez *et al.*, 2015; Tamayo *et al.*, 2021; Ávila, 2022). Similarly, *P. oleracea*, commonly named as purslane, maintains a strong competition with horticultural crops, such as pepper (*C. annuum* L.) and eggplant (*Solanum melongena* L.) (Solanaceae), where depending on its population density and the association it maintains with other species, reduces fruit production down by 96 % (Blanco *et al.*, 2018).

Among the methods for managing these and other weeds is the use of chemical products; however, its use has generated environmental and public health problems, encouraging the search for technology based on sustainability. One of the strategies with the greatest projection and history of success in agriculture, is the use of plants with allelopathic properties (Galán, 2023). In this regard, the genus *Eucalyptus* (Myrtaceae) highlight as one of the main exponents of this characteristic, mainly due to the secretion of different essential oils (Barbosa *et al.*, 2016), substances whose interference in the seed germination process has been observed in species such as *Amaranthus retroflexus* L. (Amaranthaceae), *Echinochloa crus-galli* (L.) P. Beauv. (Poaceae) and *Lactuca sativa* L. (Asteraceae) (González, 2017; Puig *et al.*, 2018). With similar characteristics is *Schinus terebinthifolius* Raddi (Anacardiaceae), a species rich in monoterpenes and sesquiterpenes, with a record of interference in the germination of *Eucalyptus camaldulensis* Denham (Myrtaceae), *Eragrostis plana* Nees (Poaceae) and *Urochloa brizantha* (A.Rich.) R.D. Webster (Po-

ceae) (Maldaner *et al.*, 2020; Fernandes *et al.*, 2023).

Given the need to contribute with information on species with allelopathic potential, as well as weeds susceptible to them, this study aimed to evaluate the *in vitro* effect of aqueous extracts of *E. globulus* and *S. terebinthifolius* on the germination and initial growth of the weeds *C. arvensis* and *P. oleracea*.

## MATERIALS AND METHODS

This research was carried out at the "Carlos Darwin" Herbarium of the Faculty of Agriculture of Valle del Fuerte, attached to the Autonomous Universidad Autónoma de Sinaloa, from August 2021 to October 2022. The samples of *E. globulus* and *S. terebinthifolius* were obtained from natural vegetation located on the border of the municipalities of Ahome and El Fuerte, Sinaloa, Mexico (25°51'39"N and 108°57'27"W), an area characterized by a warm semi-dry climate, with an average temperature between 24 - 26 °C and maximum rainfall of 700 mm per year (Cortés *et al.*, 2013). Weed seeds were obtained from plants developed in agricultural crops in the area. To corroborate the taxonomic identity of the plants, representative samples were collected, based on what was described by Sánchez and González (2007). Taxonomic identification was determined by the staff assigned to the Herbarium.

### Preparation of extracts

The fresh material (4.7 kg) was separated by leaf, fruit and bark structures, and was left to dry for 15 d in the shade at a room temperature of  $28 \pm 2$  °C. Each plant structure was ground with the help of a grain mill (Estrella®). The powder obtained was weighed in portions of 2.5, 5, 7.5, 10, 15 and 20 g, incorporated separately into amber-colored flasks and mixed with 100 mL of distilled water (w/v) (Ávalos *et al.*, 2019). The colloid was stored in the dark at  $25 \pm 2$  °C. After 24 h, it was filtered through Whatman # 40 paper and deposited in 100 mL polyethylene bottles, each solution making up a treatment: T2 (2.5 %), T3 (5.0 %), T4 (7.5 %), T5 (10.0 %), T6 (15.0 %) and T7 (20.0 %). A control treatment to which only distilled water was applied (T1 = 0 %) was included. The breaking of dormancy in *C. arvensis* seeds was achieved by previous treatment based on sulfuric acid, according to Amani *et al.* (2015). Because dormancy was not observed in *P. oleracea*, no pre-germination procedure was necessary. The seeds of both species were sterilized for 5 min in a commercial chlorine solution (Cloralex®) and distilled water (1:10), with subsequent washing to eliminate residues of the chemical solution.

### Bioassay

Germination and growth inhibition was evaluated according to Xuan *et al.* (2004). It consisted of placing 25 weed seeds on interfolded (Kimberly-Clark®) paper arranged in 10 cm diameter Petri dishes. Afterwards, the seeds were sprinkled with 7 mL of the corresponding treatment, sealed with Parafilm paper, and placed inside a Cooling Incubator Model IRH-150F germination chamber with a photoperiod of 16:8 h

and a temperature of  $30 \pm 0.5$  °C. The effect of the treatments on the germination of the seeds was measured every 24 h for a period of 14 d through the response variables, initial time of germination (ITG), mean germination time ( $T_{50}$ ), initial percentage of germination (IPG), and final percentage of germination (FPG), while the initial growth of the seedlings was evaluated with the total length (TL) of the shoot, in both species, and the hypocotyl length (HL) and radicle length (RL) alone in *P. oleracea*.

### Experimental design and data analysis

The experiment was established through three independent bioassays, under a completely randomized design. In each bioassay, seven treatments with four repetitions (25 seeds/replication) were used. The response variables did not meet the assumptions of normality and homogeneity of variances, so the data was subject to a non-parametric analysis using the Kruskal-Wallis test with Pearson's  $\chi^2$  statistic ( $p < 0.05$ ), and then to a test of multiple comparison of means using the Wilcoxon Rank Sum test at 5 % with the statistical program SAS online (SAS® OnDemand For Academics).

## RESULTS AND DISCUSSION

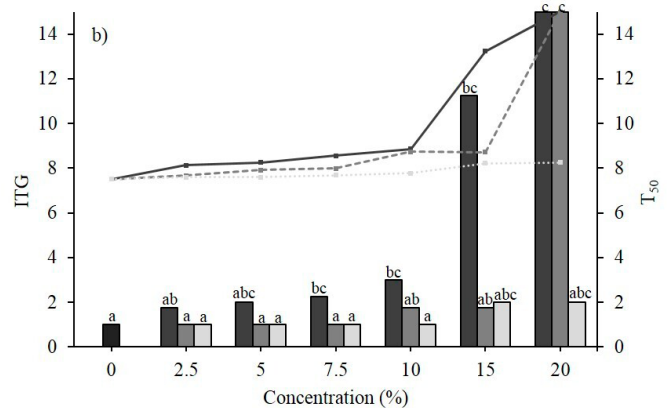
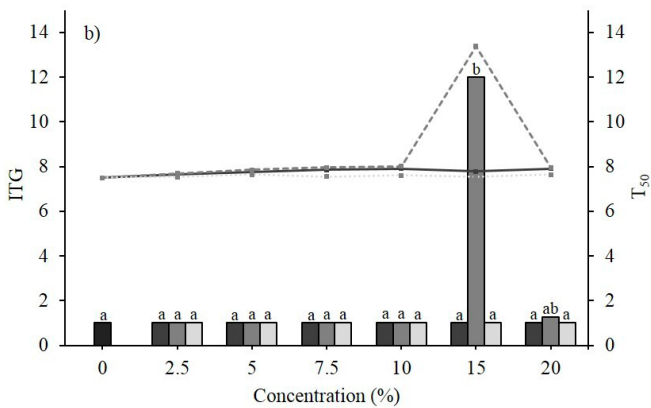
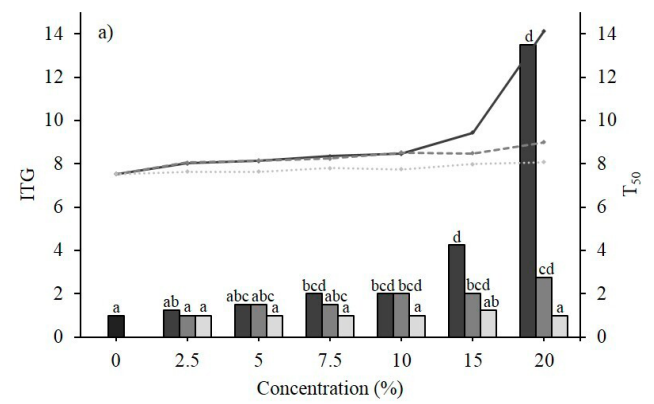
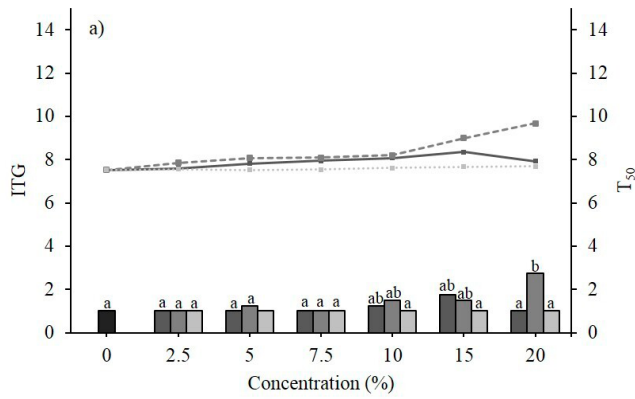
In general, the weeds *Convolvulus arvensis* and *Portulaca oleracea* were susceptible to the extracts of the evaluated arboreal species, although this varied depending on the species, structure and concentration. The extracts of *S. terebinthifolius* were found to be more effective than those of *E. globulus* ( $p < 0.05$ ), and *P. oleracea* showed greater susceptibility than *C. arvensis*.

### Germination

The 94.7 % of *E. globulus* formulations, did not show a significant effect ( $p < 0.05$ ) on the ITG of the evaluated weeds (Figure 1). Twenty percent of treatment placed the ITG of *C. arvensis* in  $2.7 \pm 1.2$  d (d), while 15 % of treatment delayed the germination of *P. oleracea* until  $12.0 \pm 6.0$  d. Regarding  $T_{50}$ , leaf and fruit structures were a highlight since delayed the germination of 50 % of the *C. arvensis* seed population at concentrations between 5 to 20 %, in a lapse of  $7.92 \pm 0.0$  y  $9.68 \pm 0.2$  d; meanwhile, on *P. oleracea* ( $T_{50} = 13.38 \pm 3.2$  d) the leaf extract did so at a concentration of 15 % (Figure 1). In this sense, Kandhro *et al.* (2016) found a suppressive effect on the germination of *C. arvensis* with the application of aqueous extracts of *Eucalyptus camaldulensis* Dehnh., behavior emulated by *P. oleracea*, where although germination is affected depending on the concentration used, the interaction of the components occurs at a lower level than expected, translating the inhibitory effect into a temporary deficit at the beginning of the process. In both cases, this situation may be due to the release of phenolic, benzoic, cinnamic acids, flavonoids, tannins and other substances, whose transfer to the target species induces the modification of the normal germination and growth mechanism of the plant (Pinto *et al.*, 2021; Shahzad *et al.*, 2023).

Similarly to *E. globulus*, 36.8 and 26.3 % extracts of *S. terebinthifolius* expressed a significant delay ( $p < 0.05$ ) in the





**Figura 1.** Medias del tiempo inicial (ITG) y tiempo medio de germinación ( $T_{50}$ ) de semillas de a) *Convolvulus arvensis* L. y b) *Portulaca oleracea* L., tratadas con extractos acuosos a distintas concentraciones de fruto (—), hoja (---) y corteza (···) de *Eucalyptus globulus* Labill. Los colores de las barras y líneas se corresponden al orden presentado para las estructuras utilizadas de cada planta.

**Figure 1.** Means of the initial time (ITG) and mean germination time ( $T_{50}$ ) of the seeds of a) *Convolvulus arvensis* L. and b) *Portulaca oleracea* L., treated with aqueous extracts at different concentrations of the fruit (—), leaf (---) and bark (···) structures of *Eucalyptus globulus* Labill. The colors of the bars and lines correspond to the order presented for the structures used on each plant.

germination onset times of *C. arvensis* and *P. oleracea*, respectively (Figure 2). Both species were susceptible to fruit extract concentrations of 7.5 %, and reached their greatest time lag with the leaf and/or fruit structure formulations at 20 %. *C. arvensis* registered a significant minimum ITG of  $2.0 \pm 0.0$  d and a maximum of  $13.5 \pm 3.0$  d, while *P. oleracea* observed a delay between  $2.0 \pm 0.0$  d and  $15.0 \pm 0.0$  d. The  $T_{50}$  of both species showed significant differences ( $p < 0.05$ ) when using the leaf, fruit or bark structure extracts. With an amplitude between  $8.13 \pm 0.0$  and  $14.1 \pm 1.7$  d, *C. arvensis* responded negatively to the fruit and leaf extracts at 5 %, while *P. oleracea* responded negatively to fruit (2.5 - 20 %), leaf (10 - 20 %) and bark (15 - 20 %) extracts, all with a  $ITG > 8.13 \pm 0.0$  d.

The allelopathic activity of the genus *Schinus* has been documented in the germination of cultivated and unwanted species (Bañuelas, 2019; Nunes *et al.*, 2019). In termination experiments of *L. sativa*, Bündchen *et al.* (2015) observed a similar behavior, where the concentration of the aqueous leaves extracts delays in 5 % the germination process, even

**Figura 2.** Medias del tiempo inicial (ITG) y tiempo medio de germinación ( $T_{50}$ ) de semillas de a) *Convolvulus arvensis* L. y b) *Portulaca oleracea* L., tratadas con extractos acuosos a distintas concentraciones de fruto (—), hoja (---) y corteza (···) de *Schinus terebinthifolius* Raddi. Los colores de las barras y líneas se corresponden al orden presentado para las estructuras utilizadas de cada planta.

**Figure 2.** Means of the initial time (ITG) and mean germination time ( $T_{50}$ ) of the seeds of a) *Convolvulus arvensis* L. and b) *Portulaca oleracea* L., treated with aqueous extracts at different concentrations of the fruit (—), leaf (---) and bark (···) structures of *Schinus terebinthifolius* Raddi. The colors of the bars and lines correspond to the order presented for the structures used on each plant.

when the final percentage (70 %) does not present significant differences ( $p < 0.05$ ) with respect to the control (75 %). This delay is part of a dose-dependent relationship observed in species such as *Gleditschia amorphoides* Taub, where an increase in  $T_{50}$  and a decrease in germination speed were recorded as a function of the concentration of *Schinus* leaves aqueous extract (Buturi *et al.*, 2015). The aqueous extracts of *E. globulus* significantly ( $p < 0.05$ ) reduced the germination percentages of *C. arvensis* and *P. oleracea*. As germination inhibitor extracts, the leaf formulations at 15 - 20 % stood out ( $p < 0.05$ ), observing greater susceptibility of *P. oleracea* ( $FPG \leq 17.0 \pm 3.8$  %) with respect to *C. arvensis* ( $FPG \leq 38.0 \pm 9.5$  %) (Table 1). This situation responds to the abundance of phenolic compounds in the extracts of *Eucalyptus*, whose interaction with the recipient organisms results in interference with the cell division and growth processes (El-Ghit and Hanan, 2016; Morsi and Abdelmigid, 2016; González, 2017). However, a close relationship is observed between the concentration and the capacity of the extract to completely inhibit the FPG

Tabla 1. Promedios del porcentaje inicial (PIG) y final (FPG) de germinación de semillas de *Convolvulus arvensis* L. y *Portulaca oleracea* L. tratadas con extractos acuosos a distintas concentraciones de fruto, hoja y corteza de *Eucalyptus globulus* Labill. y *Schinus terebinthifolius* Raddi. Table 1. Means of the initial (IPG) and final (FPG) percentage of germination of *Convolvulus arvensis* L. and *Portulaca oleracea* L. seeds, treated with aqueous extracts at different concentrations of the fruit, leaf and bark structures of *Eucalyptus globulus* Labill. and *Schinus terebinthifolius* Raddi.

Arvensis species	Concentration (%)	Structure	Arboreal species			
			<i>Eucalyptus globulus</i>		<i>Schinus terebinthifolius</i>	
			IPG	FPG	IPG	FPG
<i>Convolvulus arvensis</i>	0	Fruit	64.0±8.6 <sup>a</sup>	95.0±3.8 <sup>abc</sup>	64.0±12.6 <sup>bc</sup>	96.0±0.0 <sup>a</sup>
	2.5		73.0±13.6 <sup>abcd</sup>	89.0±6.0 <sup>abc</sup>	22.0±28.5 <sup>defg</sup>	69.5±40.7 <sup>abcdef</sup>
	5		32.0±13.4 <sup>cdefg</sup>	88.0±6.5 <sup>abcde</sup>	33.0±33.5 <sup>cdef</sup>	79.0±3.8 <sup>cdefgh</sup>
	7.5		17.0±5.0 <sup>defg</sup>	89.0±12.3 <sup>abc</sup>	42.0±18.0 <sup>abcde</sup>	88.0±8.6 <sup>abcde</sup>
	10		21.0±28.9 <sup>fg</sup>	81.0±8.2 <sup>cdefg</sup>	26.0±2.3 <sup>cdef</sup>	83.0±7.5 <sup>abcdefg</sup>
	15		39.0±33.5 <sup>bcdefg</sup>	91.0±5.0 <sup>abc</sup>	5.0±2.0 <sup>fg</sup>	8.0±3.2 <sup>fg</sup>
	20		15.0±3.8 <sup>efg</sup>	84.0±3.2 <sup>bcdef</sup>	1.0±2.0 <sup>g</sup>	1.0±2.0 <sup>g</sup>
	2.5	Leaf	26.0±12.4 <sup>defg</sup>	78.0±2.3 <sup>efg</sup>	15.0±10.0 <sup>defg</sup>	87.0±10.0 <sup>abcde</sup>
	5		21.0±28.9 <sup>fg</sup>	87.0±8.8 <sup>abcde</sup>	36.0±36.9 <sup>bcdef</sup>	92.0±3.2 <sup>abc</sup>
	7.5		7.0±3.8 <sup>g</sup>	86.0±4.0 <sup>bcdef</sup>	33.0±33.8 <sup>cdef</sup>	84.0±8.0 <sup>bcdef</sup>
	10		20.0±19.6 <sup>efg</sup>	75.0±10.5 <sup>defg</sup>	34.0±7.6 <sup>bcdef</sup>	81.0±9.4 <sup>bcdefg</sup>
	15		9.0±6.0 <sup>g</sup>	72.0±6.5 <sup>fg</sup>	19.0±11.0 <sup>cdefg</sup>	75.0±2.0 <sup>efgh</sup>
	20	6.0±4.0 <sup>g</sup>	38.0±9.5 <sup>g</sup>	14.0±12.4 <sup>defg</sup>	52.0±8.6 <sup>fgh</sup>	
	2.5	Bark	84.0±8.6 <sup>abc</sup>	88.0±5.6 <sup>abcde</sup>	74.0±8.3 <sup>a</sup>	95.0±5.0 <sup>ab</sup>
	5		92.0±5.1 <sup>ab</sup>	93.0±5.0 <sup>ab</sup>	75.0±12.3 <sup>ab</sup>	94.0±5.1 <sup>ab</sup>
	7.5		84.0±5.6 <sup>ab</sup>	88.0±3.2 <sup>abcd</sup>	51.0±15.4 <sup>abcd</sup>	93.0±6.8 <sup>abc</sup>
	10		67.0±5.0 <sup>abcde</sup>	84.0±5.6 <sup>bcdef</sup>	50.0±7.6 <sup>abcd</sup>	91.0±6.8 <sup>abcd</sup>
	15		64.0±8.6 <sup>bcdef</sup>	84.0±8.6 <sup>bcdef</sup>	27.0±30.5 <sup>cdef</sup>	79.0±5.0 <sup>cdefgh</sup>
	20		54.0±12.4 <sup>abcdef</sup>	83.0±3.8 <sup>bcdefg</sup>	6.0±2.3 <sup>efg</sup>	74.0±9.5 <sup>defgh</sup>
		<b>p&lt;0.05</b>		<0.0001	0.0006	0.0002
<i>Portulaca oleracea</i>	0	Fruit	98.0±2.3 <sup>a</sup>	98.0±2.3 <sup>ab</sup>	72.0±15.3 <sup>ab</sup>	100.0±0.0 <sup>a</sup>
	2.5		67.0±8.8 <sup>abcde</sup>	98.0±4.0 <sup>ab</sup>	58.0±37.0 <sup>abcd</sup>	99.0±2.0 <sup>ab</sup>
	5		48.0±7.3 <sup>bcdefg</sup>	99.0±2.0 <sup>ab</sup>	49.0±19.7 <sup>abcde</sup>	99.0±2.0 <sup>ab</sup>
	7.5		28.0±9.8 <sup>defgh</sup>	98.0±2.3 <sup>ab</sup>	26.0±41.3 <sup>bcdef</sup>	100.0±0.0 <sup>a</sup>
	10		19.0±3.8 <sup>efgh</sup>	96.0±3.2 <sup>sbcd</sup>	33.0±14.0 <sup>bcdef</sup>	98.0±2.3 <sup>ab</sup>
	15		40.0±8.6 <sup>cdefgh</sup>	99.0±2.0 <sup>ab</sup>	2.0±2.3 <sup>f</sup>	4.0±5.6 <sup>c</sup>
	20		49.0±13.2 <sup>bcdefg</sup>	99.0±2.0 <sup>ab</sup>	0.0±0.0 <sup>f</sup>	0.0±0.0 <sup>c</sup>
	2.5	Leaf	58.0±10.5 <sup>abcdef</sup>	100.0±0.0 <sup>a</sup>	67.0±11.9 <sup>abc</sup>	98.0±2.3 <sup>ab</sup>
	5		27.0±6.8 <sup>defgh</sup>	100.0±0.0 <sup>a</sup>	21.0±2.0 <sup>cdef</sup>	99.0±2.0 <sup>ab</sup>
	7.5		16.0±6.5 <sup>fgh</sup>	97.0±3.8 <sup>abc</sup>	11.0±6.0 <sup>ef</sup>	99.0±2.0 <sup>ab</sup>
	10		12.0±5.6 <sup>gh</sup>	98.0±4.0 <sup>ab</sup>	14.0±6.9 <sup>def</sup>	98.0±4.0 <sup>ab</sup>
	15		1.0±2.0 <sup>h</sup>	1.0±2.0 <sup>d</sup>	23.0±14.3 <sup>cdef</sup>	94.0±4.0 <sup>c</sup>
	20	8.0±4.6 <sup>gh</sup>	17.0±3.8 <sup>cd</sup>	0.0±0.0 <sup>f</sup>	0.0±0.0 <sup>c</sup>	
	2.5	Bark	93.0±11.4 <sup>a</sup>	100.0±0.0 <sup>a</sup>	82.0±6.9 <sup>a</sup>	100.0±0.0 <sup>a</sup>
	5		90.0±4.0 <sup>ab</sup>	99.0±2.0 <sup>ab</sup>	78.0±2.3 <sup>a</sup>	98.0±2.3 <sup>ab</sup>
	7.5		87.0±8.2 <sup>zbc</sup>	98.0±2.3 <sup>ab</sup>	64.0±9.8 <sup>abcd</sup>	100.0±0.0 <sup>a</sup>
	10		83.0±11.0 <sup>abc</sup>	100.0±0.0 <sup>a</sup>	48.0±19.8 <sup>abcde</sup>	99.0±2.0 <sup>ab</sup>
	15		89.0±12.3 <sup>ab</sup>	94.0±7.6 <sup>abcd</sup>	67.0±6.8 <sup>abc</sup>	99.0±2.0 <sup>ab</sup>
	20		72.0±8.0 <sup>abcd</sup>	92.0±5.6 <sup>bcd</sup>	57.0±10.5 <sup>abcde</sup>	91.0±6.0 <sup>bc</sup>
		<b>p&lt;0.05</b>		<0.0001	0.0013	<0.0001

of weeds, with 89.4 % of the treatments losing their effectiveness at the end of the experiment; probably due to the degradation of the compounds at a lower concentration in the aqueous formulation, and whose residence period does not exceed five days (Sáez, 2019; Pinto *et al.*, 2021).

With a similar pattern, the fruit and leaf formulations of *S. terebinthifolius* significantly reduces ( $p < 0.05$ ) the IPG of both weeds. As observed in Table 1, the initial germination of

*P. oleracea* showed a greater susceptibility to the extracts, expressing a negative response with the 36.8 % of treatments, while *C. arvensis* did so with 31.0 %. In both displays, the IPG was less than or equal to  $23.0 \pm 14.3$  %. This register increased substantially when calculating the FPG. The differentiation between treatments ( $p < 0.05$ ), showed effective in those treatments with germination lower than  $81.0 \pm 9.4$  and  $91.0 \pm 6.0$  %, for *C. arvensis* and *P. oleracea*, respectively. The fruit

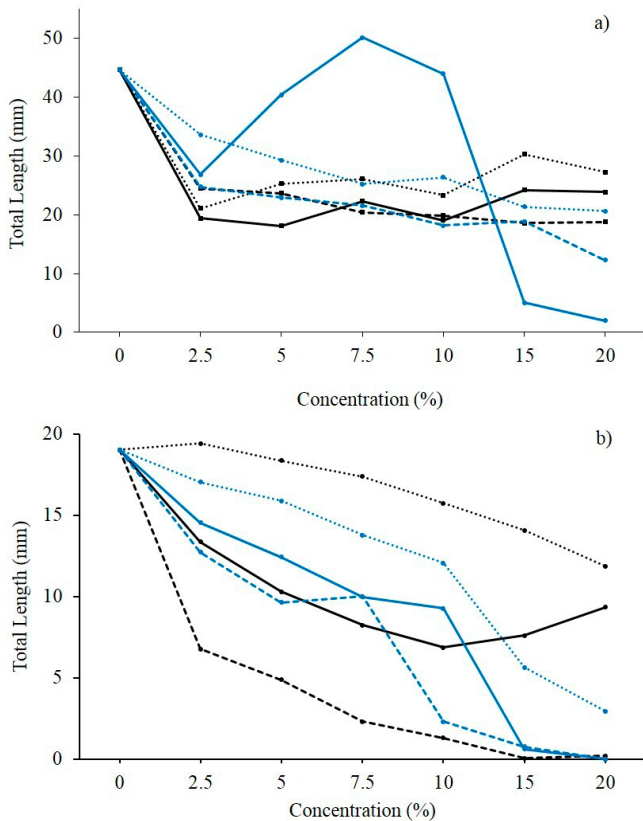
extracts at 15 and 20 % stood out with a FPG  $\leq 8.0 \pm 3.2$  %, highlighting the inability of *P. oleracea* to germinate with the concentrate at 20 %. This situation, according to Reinaldo *et al.* (2012), has been observed in similar species such as *Schinus molle* L., attributing the response to the reduction in the reproduction rates of meristematic cells. The sum, and in some cases the greater effectiveness of the fruit extracts, coincides with the suggestion about a greater proportion of allelochemicals in the reproductive structures in relation to its leaves (Carvalho *et al.*, 2013). Said components, mainly of the phenolic type, generate instability in the permeability of the cell membrane, translating its effect into an alteration of the water level within the plant, potentiating its effect based on the increase of solutes in the solution (Buturi *et al.*, 2015; Oviedo, 2020).

**Initial growth**

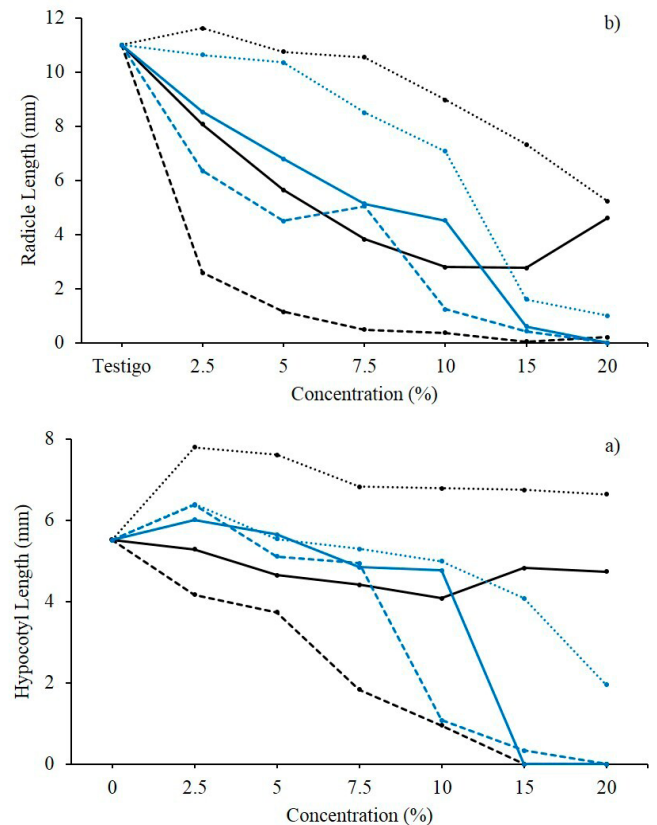
The *E. globulus* extract significantly reduces ( $p < 0.05$ ) the growth of both weeds. The species *C. arvensis* was shown to be susceptible to the extracts from fruit and leaf structures, at 5 and 7.5 % concentrations, respectively (Figure 3). The total length of the seedling decreased between 28.3 - 44.3

% in relation to the control treatment ( $32.5 \pm 1.9$  mm). Meanwhile, *P. oleracea* responded in an homologous way to these treatments, however, the effective base concentration was established at 2.5 and 15 % for the leaf and fruit structure extracts, correspondingly. With a TL  $\leq 7.6 \pm 0.6$  mm, seedling growth was reduced between 60 - 100 % in relation to the control treatment ( $19.0 \pm 0.9$  mm). The *E. globulus* leaf extract decreased the growth of the *P. oleracea* hypocotyl between 66.7 - 100.0 % from a concentration of 7.5 % (Figure 4). On the radicle, the leaf-based treatments stand out, starting from concentrations of 2.5 %, observing differences between 81.4 and 99.6 % with the HL spectrum of the control treatment ( $13.5 \pm 1.3$  mm).

For both weeds, although there is initial growth in the seedling, the decrease in TL depending on the concentration and recording time, implies a lag in the translocation of the allelochemicals in the embryo, allowing initial growth but reducing the cell reproduction rate as these are accentuated. Specifically to *C. arvensis*, Kandhro *et al.* (2016) highlights a similar behavior of *C. arvensis* when treated with the aqueous extract of the leaf structure from the species *E. camaldulensis*, whose effect could be related to the interference of mono-



**Figura 3.** Promedios de la longitud total (LT) de plántulas de a) *Convolvulus arvensis* L. y b) *Portulaca oleracea* L. germinadas tras ser tratadas con extractos acuosos a distintas concentraciones de fruto (—), hoja (---) y corteza (...) de *Eucalyptus globulus* Labill. (●) y *Schinus terebenthifolius* Raddi. (○).  
**Figure 3.** Means of the total length (TL) of seedlings germinated from a) *Convolvulus arvensis* L. and b) *Portulaca oleracea* L., after being treated with aqueous extracts at different concentrations of the fruit (—), leaf (---) and bark (...) structures of *Eucalyptus globulus* Labill. (●) and *Schinus terebenthifolius* Raddi. (○).



**Figura 4.** Promedios de la longitud de a) hipocótilo (LH) y b) longitud de radícula (LR) de plántulas de *P. oleracea* L. germinadas tras ser tratadas con extractos acuosos a distintas concentraciones de fruto (—), hoja (---) y corteza (...) de *E. globulus* Labill. (●) y *S. terebenthifolius* Raddi. (○).  
**Figure 4.** Means of a) hypocotyl length (HL) and b) radicle length (RL), of seedlings germinated from *P. oleracea* L. after being treated with aqueous extracts at different concentrations of fruit (—), leaf (---) and bark (...) structures of *Eucalyptus globulus* Labill. (●) and *Schinus terebenthifolius* Raddi. (○).

terpenes in mitotic activity, and its translations into abnormal growth of the radicle and hypocotyl (Singh *et al.*, 2005; Khan *et al.*, 2008). Meanwhile, Pinto *et al.* (2021) infers that the growth restriction in *P. oleracea* seedlings could be due to a homeostatic imbalance, resulting from the metabolic decompensations of the oxido-reducer system.

Regarding *S. terebinthifolius*, 47.3 % of the treatments registered a significant effect ( $p < 0.05$ ) on the initial growth of *C. arvensis*. The TL was reduced between 50.8 and 97.5 % when using the extracts of fruit and bark structures at 15 and 20 %, as well as those of the leaf structure from 7.5 to 20 % (Figure 3). Similarly, the TL of *P. oleracea* decreased significantly ( $p < 0.05$ ) when using the leaf and fruit structure treatments at 15 - 20 % (TL  $\leq 0.7 \pm 0.1$  mm), expressing differences in length between 97.5 and 100 % with respect to the LT of the control treatment ( $16.5 \pm 0.8$  mm). These observations were complemented by the null hypocotyl growth ( $0.0 \pm 0.0$  mm) registered when using the fruit (15 - 20 %) and leaf (20 %) structure treatments, followed by a decrease between 68.8 and 94.4 % with the leaf structure extracts at 10 - 15 %, and bark structure extracts at 20 % (Figure 4). In addition to this, the RL was reduced to  $0.0 \pm 0.0$  mm when it was treated with the 20 % fruit and leaf structure extracts. The formulated fruit (7.5 to 15 %), leaf (5 to 15 %) and bark (15 - 20 %) structure extracts are added, all with a RL between  $0.4 \pm 0.0$  -  $5.1 \pm 0.4$  mm, and whose value represents a decrease at 53.3 %.

The evaluation of total or partite growth is recognized as a process of greater sensitivity to allelochemical components (Castro *et al.*, 2004; Bundchen *et al.*, 2015). The susceptibility of smaller radicles to the accumulation of allelochemicals is translated into the absence of absorbent hairs and an abnormal growth of the structure, coinciding with what was observed in the present study (Fonseca *et al.*, 2016; Bitencourt *et al.*, 2021).

## CONCLUSION

The extracts evaluated inhibited the germination and initial *in vitro* growth of *C. arvensis* and *P. oleracea*. According to the evaluated weed, *P. oleracea* is the species with the highest susceptibility. According to the source, *E. globulus* expresses better results with the leaf formulations, while *S. terebinthifolius* does so with its fruits. In all the formulations, a relationship is observed between the concentration and the level of effectiveness obtained.

## CONFLICT OF INTERESTS

The authors declare that they have no conflict of interest.

## REFERENCES

- Amani, S., Rajabi, M. and Chaechi, M. 2015. Inhibitory effects of lavender, absinthium and walnut on germination and seedling growth of *Convolvulus arvensis*, *Portulaca oleracea* and *Triticum aestivum*. Pakistan Journal of Weed Science Research. 21(4): 575-591. <https://www.wssp.org.pk/weed/ojs/index.php/pjwsr/article/view/621>
- Avalos, G.A., Morales, R.L.M. and Rojas, M.X. 2019. Potencial antifúngico de extractos vegetales sobre el crecimiento *in vitro* de *Colletotrichum gloeosporioides* Penz. Revista Agricultura Tropical. 5(2): 39-45.
- Ávila, Q.G.D., Torres, M.J.G., Sétamou, M., Gardea, B.A.A., Berzoza, G.C.A. and Orduño, C.N. 2022. Arvenses nativas y exóticas en parcelas de chile jalapeño. Revista Fitotecnia Mexicana. 45(3): 399-407. <https://doi.org/10.35196/rfm.2022.3.399>
- Bañuelas, D.C., Questad, E.J. and Bobich, E.G. 2019. Interactions between the invasive *Schinus molle* (Peruvian pepper tree) with six plant species commonly found in Southern California nature reserves. Urban Forestry & Urban Greening, 43, 126348. <https://doi.org/10.1016/j.ufug.2019.05.010>
- Barbosa, L.C.A., Filomeno, C.A. and Teixeira, R.R. 2016. Chemical variability and biological activities of *Eucalyptus* spp. essential oils. Molecules. 21(12): 1671. <https://doi.org/10.3390/molecules21121671>
- Bitencourt, G.A., Gonçalves, C.C.M., Rosa, A.G., Zanella, D.P. and Matias, R. 2021. Fitoquímica de Aroeira – Vermelha (*Schinus terebinthifolius* Raddi) na germinação de sementes. Ensaios e Ciência C Biológicas Agrárias e da Saúde. 25: 02-08. <https://ensaiociencia.pgsscogna.com.br/ensaiociencia/article/view/8004>
- Blanco, B.Y., Leyva, G.A. and Castro, L.I. 2018. Determinación del período crítico de competencia de arvenses en el cultivo de pimiento (*Capsicum annum* L.). Cultivos tropicales. 39(3): 18-24. <https://ediciones.inca.edu.cu/index.php/ediciones/article/view/1461/pdf>
- Bündchen, M., Rousseau, J., Couto, S.S.L., Horn, A.C.M., Säge, M., Carpes, W.W., Lopes, T., Corassini, V.B. and Canto, S.C.R. 2015. Extratos aquosos de *Schinus terebinthifolius* Raddi inibem a germinação e o desenvolvimento inicial de *Lactuca sativa* L. Scientia Tec. 2: 102-109. <https://doi.org/10.35819/scientiatec.v2i1.1405>
- Buturi, C.V., Camargo de Mendonça, L., Cassol, F., Marcon, T. and Fortes, A.M.T. 2015. Potencial da *Schinus terebinthifolius* Raddi na recuperação de áreas degradadas: interações aleloquímicas. Cultivando o Saber. 8: 49-58. <https://cultivandosaber.fag.edu.br/index.php/cultivando/article/view/627/550>
- Carrascosa, A., Pascual, J.A., Ros, M., Petropoulos, S.A. and Alguacil, M.d.M. 2023. Agronomical practices and management for commercial cultivation of *Portulaca oleracea* as a crop: a review. Plants. 12: 1246. <https://doi.org/10.3390/plants12061246>
- Carvalho, M.G., Melo, A.G.N., Aragão, C.F.S., Raffin, F.N. and Moura, T.F.A.L. 2013. *Schinus terebinthifolius* Raddi: chemical composition, biological properties and toxicity. Revista Brasileira de Plantas Mediciniais. 15: 158-169. <https://doi.org/10.1590/S1516-05722013000100022>
- Castro, R.D, Bradford, K.J. and Hilhorst, H.W.M. 2004. Desenvolvimento de sementes e conteúdo de água. En: Ferreira, A.G. y Borghetti, F. (org.). Germinação: do básico ao aplicado. Porto Alegre: Artmed, pp 50-67.
- Cortés, G.I., Pascual, R.E., Medina, T.S.M., Sandoval, F.E.A., Lara, P.E., Piña, R.H.H., Martínez, R.R. and Rojo, M.G.E. 2013. Etnozooloía del pueblo Mayo-Yoreme em el Norte de Sinaloa: Uso de vertebrados silvestres. Agricultura, Sociedad y Desarrollo. 10: 335-358.
- El-Ghit, H.M.A. and Hanan, M. 2016. Potent physiological allelopathic effect of eucalyptus leaf extract on *Malva*



- parviflora* L. (mallow) weed. Journal of Pharmaceutical, Chemical and Biological Sciences. 3:584-591.
- Espinoza, G.F.J. and Villaseñor, J.L. 2017. Biodiversity, distribution, ecology and management of non-native weeds in México: a review. Revista Mexicana de Biodiversidad. 88: 76-96. <https://doi.org/10.1016/j.rmb.2017.10.010>
- Fernandes, S.Y., Araújo, D., Pontes, M.S., Santos, J.S., Cardoso, C.A.L., Simionatto, E., Martines, M.A.U., Antunes, D.R., Grillo, R., Arruda, G.J. and Santiago, E.F. 2023. Pre-emergent bioherbicide potential of *Schinus terebinthifolia* Raddi essential oil nanoemulsion for *Urochloa brizantha*. 47:102598. <https://doi.org/10.1016/j.bcab.2022.102598>
- Fonseca, V.B., Tavares, V.R. Gonçalves, V.M., Freitag, R.A. and Bobrowski, V.L. 2016. Allelopathic potential of leaves and flowers extracts of *Schinus terebinthifolius* Raddi. Científica. 44: 35-39. <https://doi.org/10.15361/1984-5529.2016v44n1p35-39>
- Galán, P.J.A. 2023. Dinámica de compuestos alelopáticos en suelos agrícolas en relación con su aprovechamiento como plaguicidas naturales. Tesis Doctoral. Universidad de Sevilla, Sevilla. 250 p. <https://hdl.handle.net/11441/143243>
- González, P.C. 2017. *Eucalyptus globulus* Labill. for weed control in Organic Agriculture: from molecules to the field. Tesis de doctorado. Universidad de Vigo.
- Kandhro, M.N., Jogi, Q., Buriro, M., Soomro, A.S., Laghari, G.M. and Khaskheli, A.N. 2016. Germination and seedling growth of *Convolvulus arvensis* L. and *Cyperus rotundus* L. under the allelopathic influence on *Eucalyptus camaldulensis* (L.) leaves. Sarhad Journal of Agriculture. 32(3): 252-257. <http://dx.doi.org/10.17582/journal.sja/2016.32.3.252.257>
- Khan, M.A., Hussain, I. and Khan, E.A. 2008. Suppressing effects of *Eucalyptus camaldulensis* L. on germination and seedling growth of six weeds. Pakistan Journal of Weed Science Research. 14(3-4): 201-207.
- Maldaner, J., Steffen, G.P.K., Missio, E.L., Saldanha, C.W., De Moraes, R.M., and Steffen, R.B. 2020. Rue and Brazilian peppertree essential oils inhibit the germination and initial development of the invasive plant lovegrass. International Journal of Environmental Studies. 77(2): 255-263. <https://doi.org/10.1080/00207233.2020.1723963>
- Morsi, M.M. and Abdelmigid, H.M. 2016. Allelopathic activity of *Eucalyptus globulus* leaf aqueous extract on *Hordeum vulgare* growth and cytogenetic behavior. Australian Journal of Crop Science. 10(11): 1551-1556. <http://dx.doi.org/10.21475/ajcs.2016.10.11.PNE122>
- Nunes, G.L., Paulert, R., Bido, G.S. and Zoneti, P.C. 2019. Potencial de extratos foliares de *Schinus terebinthifolius* Raddi para redução de plantas daninhas. Journal of Agronomic Sciences. 8:136-144.
- Oviedo, M.M. 2020. Progresos en la investigación del uso de alelopáticos en la agricultura. Tesis de Grado. Universidad de Jaén, España.
- Pinto, M., Soares, C., Martins, M., Sousa, B., Valente, B., Valente, I., Pereira, R. and Fidalgo, F. 2021. Herbicidal effects and cellular targets of aqueous extracts from young *Eucalyptus globulus* Labill. leaves. Plants. 10: 1159. <https://doi.org/10.3390/plants10061159>
- Puig, C.G., Reigosa, M.J., Valentão, P., Andrade, P.B., and Pedrol, N. 2018. Unravelling the bioherbicide potential of *Eucalyptus globulus* Labill: Biochemistry and effects of its aqueous extract. PLoS ONE. 13:e0192872. <https://doi.org/10.1371/journal.pone.0192872>
- Reinaldo, T. 2012. Fitotoxidez do extrato aquoso de *Schinus molle* L. e de *Schinus terebinthifolius* Raddi (Anacardiaceae). Tesis de grado. Universidade Federal Do Rio Grande Do Sul, Brasil.
- Rodríguez, N.S., Barranco, F.J.E., López, R.F.J., Nava, R.V., Flores, M.A. and Sánchez, P.L.C. 2015. Potencial alelopático de *Convolvulus arvensis* em semillas de alfalfa, trigo y garbanzo mediante bioensayos. Sociedades rurales, producción y medio ambiente. 15(29): 45-58.
- Sáez, H.F.J. 2019. Adsorción y persistencia de lixiviados alelopáticos acuosos de hojas de *Eucalyptus globulus* L. en un suelo trumao. Tesis de grado. Universidad Austral de Chile.
- Sánchez, G.A. and González, L.M. 2007. Técnicas de recolecta y herborización de plantas. En: Contretas, R.A., Goyenechea, I., Cuevas, C.C. e Iturbe, U. (eds.). La sistemática, base del conocimiento de la biodiversidad. Ciencia al Día 5. Instituto de Ciencias Básicas e Ingeniería. Universidad Autónoma del Estado de Hidalgo. Pp. 177-193. ISBN 970-769-099-2.
- SAS® OnDemand for Academics. 2022. SAS Institute Inc.
- Shahzad, M.A., Ikram, R.M., Aslam, M., Roman, M., Iqbal, J., and Shah, A.R. 2023. Effect of leaf aqueous extracts of acacia, brassica, eucalyptus and sorghum on germination and growth of *Avena fatua* L. and *Phalaris minor* Retz. Pure and Applied Biology. 12: 365-377. <http://dx.doi.org/10.19045/bspab.2023.120039>
- Singh, H.P., Batish, D.R., Setia, N. and Kohli, R.K. 2005. Herbicidal activity of volatile oils from *Eucalyptus citriodora* against *Parthenium hysterophorus*. Annals of Applied Biology. 146: 89-94. <https://doi.org/10.1111/j.1744-7348.2005.04018.x>
- Tamayo, E.L.M., Parra, C.F.I., Marroquin, M.J.A., Armenta, C.C.M. and León, M.J.R. 2023. Evaluación de herbicidas orgánicos para el control de correhuella *Convolvulus arvensis* L. em el sur de Sonora, México. En Memoria del XLII Congreso Nacional de la Ciencia de la Maleza. 130-135 pp.
- Xuan, T.D., Tsuzuki, E., Tawata, S. and Khan, T.D. 2004. Methods to determine allelopathic potential of crop plants for weed control. Allelopathy Journal. 13(2): 149-164.





**Available in:**

<https://www.redalyc.org/articulo.oa?id=672978747034>

How to cite

Complete issue

More information about this article

Journal's webpage in redalyc.org

Scientific Information System Redalyc  
Diamond Open Access scientific journal network  
Non-commercial open infrastructure owned by academia

Victor Gabriel Almada Ruiz, Álvaro Reyes Olivas,  
Gabriel Antonio Lugo García, Laura Delia Ortega Arenas,  
Celia Selene Romero Félix, Bardo Heleodoro Sánchez Soto

**Allelopathic activity of aqueous extracts of arboreal  
species on the germination and initial growth of two  
weeds**

**Actividad alelopática de extractos acuosos de especies  
arbóreas sobre la germinación y crecimiento inicial de  
dos malezas**

*Biotecnia*

vol. 26, e1992, 2024

Universidad de Sonora, División de Ciencias Biológicas y de  
la Salud,

**ISSN-E:** 1665-1456

**DOI:** <https://doi.org/10.18633/biotecnia.v26.1992>