

What is Polarization in the Social Sciences? A Scoping Review of Reviews

¿Qué es la polarización en las ciencias sociales?
Una revisión de revisiones

Recibido: noviembre 26/2023; **Concepto de evaluación:** mayo 10/2024; **Aceptado:** junio 25/2024

Diana Camila Garzón-Velandia¹

Universidad Católica de Colombia, Bogotá, Colombia

Universidade de Santiago de Compostela,

ORCID: <https://orcid.org/0000-0001-9561-5021>

María Idaly Barreto-Galeano

Universidad Católica de Colombia, Bogotá, Colombia

ORCID: <https://orcid.org/0000-0003-3677-852X>

José Manuel Sabucedo-Cameselle

Universidade de Santiago de Compostela, Santiago de Compostela,

España

ORCID: <https://orcid.org/0000-0002-3002-851X>

Abstract

The word polarization has gained notoriety both in journalistic headlines and academic publications to explain the social and political conflicts of recent years. Despite its relevance, this concept is used indiscriminately, so its meaning is not always clear. Consequently, this research aims to provide an overview of polarization in the social sciences, in terms of characteristics of polarization, theories, and associated variables that support its academic use. A review of reviews was carried out using the PRISMA methodology. 56 publications from different disciplines and databases were analyzed. The methodological quality of the publications was evaluated using the AMSTAR2 and SANRA instruments. The publications were analyzed by statistical analysis of textual data. Based on these analyses, definitions of three classes and 19 subclasses of polarization were defined. The quality of the reviews was determined, and the variables and theories associated with the phenomenon were specified. Most of the reviews are narratives, which show little methodological systematicity. Similarly, most of the reviews relate to political polarization, and only five variables were found to be inversely related to polarization, which shows how little depolarization has been studied.

Keywords

group polarization, political polarization, social polarization, PRISMA.

Resumen

La palabra *polarización* ha ganado notoriedad tanto en los titulares periodísticos como en las publicaciones académicas, para explicar los conflictos sociales y políticos de los últimos años. A pesar de su relevancia, este concepto se usa de manera indiscriminada, por lo que su significado no siempre resulta claro. En consecuencia, esta investigación busca brindar un panorama general de la polarización en las ciencias sociales, con base en las teorías y variables que soportan su uso académico. A partir de la metodología PRISMA, se realizó una revisión de revisiones en la que se analizaron 56 publicaciones de diferentes disciplinas y bases de datos. Las publicaciones fueron evaluadas en su calidad metodológica a partir de los instrumentos AMSTAR2 y SANRA, analizadas mediante un Análisis Estadístico de Datos Textuales. Con base en dichos análisis, se delimitaron definiciones de tres clases y 19 subclases de polarización, se determinó la calidad de las revisiones y se precisaron las variables y teorías asociadas al fenómeno. La mayoría de las revisiones son narrativas, lo cual evidencia poca sistematicidad metodológica. De igual manera, la mayoría de las revisiones pertenecen a la polarización política y solo se encontraron cinco variables en relación inversa a la polarización, lo que evidencia lo poco que se ha estudiado la despolarización.

Palabras clave

polarización grupal, polarización política, polarización social, PRISMA.

How to cite [APA]:

Garzón-Velandia, D. C., Barreto-Galeano, M. I., & Sabucedo-Cameselle, J. M. (2024). What is polarization in the social sciences? A scoping review of reviews. *Acta Colombiana de Psicología*, 27(2), 189-212. <https://doi.org/10.14718/ACP.2024.27.2.11>

.....
1 Corresponding Author: Diana Camila Garzón-Velandia. Avenida Caracas No. 46-22 Sede Psicología, Bloque K, - dcgarzon@ucatolica.edu.co

Author's Note:

This study is part of a doctoral thesis that reproduces some of the content of this article. The research was funded by the Fundación Carolina, the Universidad Católica de Colombia, and the Universidade de Santiago de Compostela. It is declared that there is no conflict of interest. The supporting annexes of the research are available upon direct request via email and at the following link: <https://osf.io/fchb2>.

Introduction

Polarization is a term widely used in the social sciences. It is sometimes used to analyze processes or conditions that take place at the individual, group, or societal level; sometimes to describe emotional states and behavioral dispositions; and mostly to describe the distribution of a group or population that tends towards the poles (Cigliarano, 2018; Landoli et al., 2021; Wilson et al., 2020).

Its use is not limited to the academic context. News headlines, opinion articles, social networks and mass communication have made it a remarkable concept. Frequently used to explain conflicts in contemporary societies, polarization has been associated with current social and political crises, the rise of populism, unexpected electoral results, social protests, anti-vaccination and anti-immigration movements, among others (Jungkunz, 2021; McCoy et al., 2018; Stewart, et al., 2020).

The popularization of the term inevitably leads to a loss of precision regarding the process or attributes it denotes. Its use seems to have an implicit definition that many scholars assume (Deutsch & Silbe, 2010). Analyzing this concept from a social science perspective involves delving into multiple disciplines such as psychology, sociology, social sciences, journalism, communication, economics, systems engineering, and behavioral sciences, among others. Although polarization is a term used in several sciences, its theorization began in the 1960s in social psychology to describe the behavior of individuals who tend to take more extreme positions when they are in a group than when they are alone. However, the use of the term declined around the 1980s and was taken up again in political science and communication to refer to the extreme positions that citizens and elites take on political issues. Given the social and political crises that various democracies have experienced, the use of the term has returned with a vengeance, but its research and publication seem poorly integrated.

In fact, by inquiring about polarization in academic search engines, it is possible to conclude two points: (a) its publication in social sciences has increased steadily

since 2000 (Farina, 2015; Fiorina & Abrams, 2008), and significantly since the second decade of the 21st century (Waisbord, 2020; Wilson et al., 2020); (b) the term polarization is accompanied by others that complement it (e.g., “political,” “social,” “affective,” “income,” “group”) and that divide it into classes of the same phenomenon.

The use of this term in different disciplines runs the risk of using the same expression to describe different situations and processes, and this seems to be happening. Thus, polarization has been defined as the tendency to take extreme positions, partisan alignment, rich-poor distinctions, hostility towards people belonging to opposing ideologies, the tendency to choose more risky options for the group, the separation of people into poles, and the resistance to engage with people from other political groups (Bliuc et al., 2021; Fiorina & Abrams, 2008; Wojcieszak, 2016). However, polarization is generally defined as a process (or condition) in which one or more groups tend to become extreme or distant along a continuum with opposite poles (Amiel et al., 2009). Nevertheless, this definition is ambiguous considering the wide variety of types of polarization.

Due to this polysemy, the growing body of research, and the sometimes-blurred distinctions between types of polarization, we sought to provide an overview of polarization in its definition, explanatory theories, and associated variables through a systematic review of reviews. A review of reviews is conducted because the large volume of empirical publications to date has been collected through a considerable number of reviews, and the focus of this research is general, thus providing a broader picture through this methodology. Therefore, we focused on reviews, theoretical publications, and reflections on this term, to answer four questions: 1. What is the quality of reviews on polarization? 2. What are the types of polarization and their definitions? 3. What are the variables associated with polarization as a social process? 4. What are the theories and explanatory mechanisms that explain the phenomenon?

Method

The Preferred Reporting Items for Systematic Reviews and Meta-Analyses - PRISMA (Page et al., 2021) protocol was used to conduct the review. The methodology is described using the three phases of the PRISMA flowchart: identification, screening, and inclusion (Figure 1). In the *identification phase*, six databases (Scopus, Wows, Proquest, Redalyc, EBSCO, and Willey) were consulted to identify systematic reviews, non-systematic reviews, grey literature, and theoretical chapters on polarization as a social phenomenon.

First, keywords were identified according to the PICOS (Population, Intervention, Comparison condition, and Outcome) methodology (Table 1). The keywords were searched separately and then combined in Boolean equations with the AND operator and the complementary word according to the corresponding language - Spanish was chosen because it is the second language in which more articles are published on this topic-. In addition, the reviews cited by the authors in the publications consulted were retrieved. A total of 216 searches were performed, combining keywords from the six databases.

Table 1. *Keywords used in the search.*

Keywords (English and Spanish)	Operator	Complementary word
"Social Polarization"	"and"	"Review"
"Group Polarization"		"Revisión"
"Political Polarization"		
"Affective Polarization"		
"Cognitive Polarization"		
"Intergroup Polarization"		
"Polarized Attitudes"		
"Intragroup Polarization"		
"Mass Polarization"		
"Partisan Polarization"		
"Party Polarization"		
"Ideological Polarization"		
"Income Polarization"		
"Socioeconomic Polarization"		
"Elite Polarization"		

From the 216 searches, the resulting titles and abstracts were scanned, filtering by document type (reviews, articles, book chapters, working papers, theses, and dissertations) and language (English and Spanish).

Despite the search filters, the high number of results in the first phase was due to the use of the word "polarization" in different sciences such as physics, chemistry or engineering; as well as the high publication rate of

empirical studies that were not selected in this research, so the rejection rate was very high.

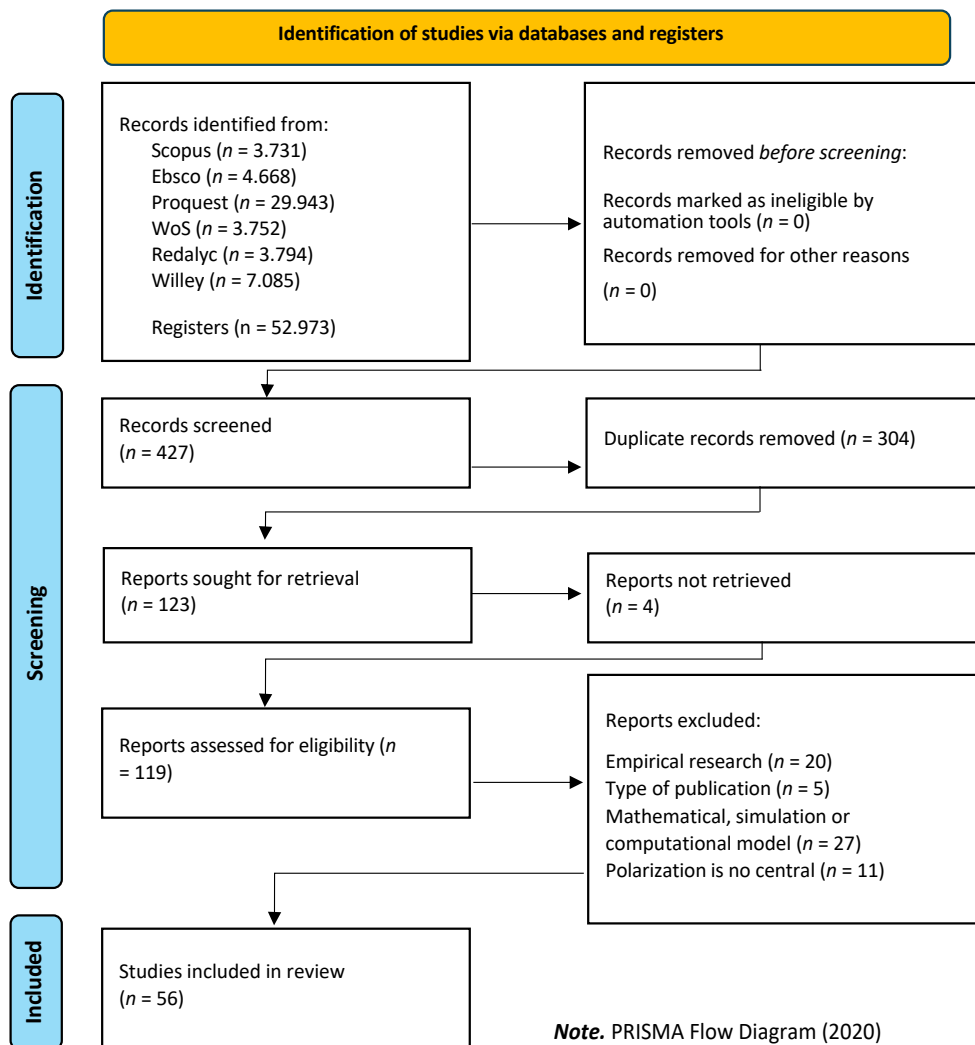
The selection criteria for publications were:

1. Systematic, non-systematic reviews and meta-analyses on polarization. Empirical or mathematical modeling articles were excluded. Rejection was because this review focuses on reviews rather than applied field studies. Simulations were also excluded due to their lack of polarization theory.
2. Articles that focused on polarization as the central axis of the review. Those in which this concept was an additional or secondary variable were rejected.

3. Articles that treated polarization as a social concept rather than as a physical, chemical, or another type of phenomenon.
4. Articles written in English or Spanish.
5. No filtering by year of publication.

From the reviewed titles and abstracts, 427 publications were selected in the screening phase, according to the selection criteria. Of these, 304 duplicates and 4 that could not be retrieved were eliminated, resulting in 119 publications that were assessed for eligibility. Finally, in the *inclusion phase*, 56 publications consolidated the sample that completely met the selection criteria.

Figure 1. PRISMA protocol flow diagram



Evaluation of sources

Two instruments were used to assess the quality of sources: the six-item *Scale for the Assessment of Narrative Review Articles* (SANRA), used to assess the quality of narrative reviews, and *A Measurement Tool to Assess Systematic Reviews* (AMSTAR 2), a 16-item tool used to assess the quality of systematic reviews of randomized or nonrandomized studies. Both instruments are widely used and report optimal indicators of agreement reliability and construct validity.

SANRA provides a score between 0 and 2 for each item; thus, any publication with a score of 0 for any item will receive a low score. The scale assesses the articles' justification, importance for the readership, statement of aims or questions, description of literature search, references, scientific reasoning, and appropriate presentation of data (Baethge et al., 2019).

AMSTAR 2 is not intended to provide an overall score; therefore, a low or critically low score is assigned if there is a weakness in one or more of the critical items that assess the protocol used, adequacy of the literature search, justification for excluding studies, risk of bias, appropriateness of meta-analytic methods, and assessment of the presence and likely impact of publication bias (Shea et al., 2017).

Data analysis

The publications were classified by inter-judge agreement into three polarization classes: *group*, *socioeconomic*, and *political*, according to the article content (see Table 3). This was done because the three categories refer to very different types of polarization: *group*, which refers to studies on group behavior; *political*, which refers to socio-political contexts; and *socio-economic*, which addresses the distance between social sectors in economic and social terms. This classification was carried out to make the analysis and results clearer, due to the heterogeneity of the information.

Finally, a Statistical Textual Data Analysis (STDA) was performed using Spad.9.2 software to find sub-

classes of polarization. This analysis is useful to identify the frequency of words or repeated segments - "an identically repeated succession of words not separated by a sign" (Lebart, et al., 2000, p. 50)- according to categorical variables and the distance between them (Barreto, 2020). In this case, the categorical variables were the three established classes: *group* (e.g., the tendency of the group members to take more extreme positions), *socioeconomic* (e.g., the segmentation of a society in terms of monetary or social variables), known as social polarization) and *political polarization* (e.g., the tendency of groups to distance themselves according to political variables).

The linguistic corpus was cleaned and normalized for the analysis to reduce data variance and facilitate the interpretation of the factorial level (Lebart et al., 2000). In this sense, 75% of the linguistic corpus was retained in the STDA. Words were eliminated based on two criteria: (1) words with a length of two letters, except for verbs (do, be, go) and pronouns (he, we, it, me) (2). Words with a frequency less than or equal to 13.

From the 56 publications, the Spad analysis provided a list of repeated segments, and those that mentioned polarization with a noun (e.g., affective polarization, religious polarization, attitude polarization) were selected, considering these as polarization subclasses. Then, a factorial analysis of correspondences between categorical variables (*group*, *socioeconomic*, and *political*) and the selected repeated segments was performed. The results are presented in a two-dimensional plane (figure 2). In this way, a statistical identification and classification of the subclasses of polarization mentioned in the publications was obtained.

Ethical considerations

This research adheres to the ethical principles of the APA. Procedures were applied systematically, and methodological bias was not encouraged. Conclusions drawn from this study are limited to those derived from the results.

Results

The results section is organized according to four research questions. The first section describes the bibliometric indicators of the 56 publications selected. Table

2 shows data such as year, type, most published sources, subject areas, designs, language of publication, and type of polarization.

Table 2. *Bibliometric overview of the selected publications*

Publication Type		Publication source and bibliometric indicator ^a			
Type	# Papers	Source	# Papers	Impact factor	JCI
Papers	47	Annual Review of Political Science	5	8.091	3.61
Book chapter	7	Current Opinion in Behavioral Sciences	4	4.466	0.64
Thesis	2	Frontiers in Psychology	2	2.988	0.93
		International Review of Sociology	2	-	0.37
		Psychological Bulletin	2	17.737	6.28

Publications per year		Subject Area and Category ^b		
Years	# Papers	Research areas	Author	Journal
1970 - 1979	5	Communication	7	3
1980 - 1989	3	Law	1	1
1990 - 1999	2	Economics and econometrics	7	5
2000 - 2009	6	Human factors and ergonomics	0	1
2010 - 2019	16	Philosophy	3	3
2020 - 2022	24	Mathematical physics and statistics	1	2
		Geography, planning and development	1	1
		Management engineering and Management	3	1

Review designs		Subject Area and Category ^b		
Design	# Papers	Research areas	Author	Journal
Narrative review	50	Marketing	1	0
Meta-analysis	4	Behavioral neuroscience	0	4
Systematic review	2	Psychology	20	16
		Sociology and political science	12	19

Publication language		Type of polarization ^c	
Language	# Papers	Type	# Papers
English	53	Political polarization	34
Spanish	3	Group polarization	16
		Socioeconomic polarization	6

^a Bibliometric indicator obtained from Web of Science

^b According to the Scimago Journal & Country Rank

^c Classified as mentioned in the methodological section

Most of the selected publications are narrative reviews published in peer-reviewed academic articles in the areas of sociology, political science, and psychology. The publication of polarization reviews has increased significantly in the last two decades, a period marked by journals such as the *Annual Review of Political Science* and *Current Opinion in Behavioral Sciences*.

Regarding the classification of the publications according to the classes of polarization, it should be noted that most of them belong to political polarization. This is because, of the 17 publications related to socioeconomic polarization that were excluded, 13 were related to the development of mathematical or computational models or simulations. On the other hand, the publications related to group polarization were reduced because of the 11 excluded, most of them contained empirical work.

According to the polarization class, most publications on *group polarization* publications were published in psychology journals (10 publications). *Political polarization* publications were published in sociology and political science journals (14 publications) and psychology journals (6 publications). *Socioeconomic polarization* publications were published in economics and econometrics journals (2 publications) and sociology and political science (2 publications).

Quality of publications

The quality of publications was assessed using the SANRA and AMSTAR2 checklists. The results are shown in Table 3. In the case of the non-systematic reviews evaluated with SANRA, the main limitation is the lack of information on the search strategy. On the other hand, the systematic reviews evaluated with the AMSTAR2 instrument have greater limitations: none of the publications report a search protocol, they do not justify the exclusion of sources with included lists, nor do they consider the risk of bias.

Although the results of the quality assessment are low, it is important to consider that the tools are strict with the methodological reporting. Most of the reviews are narrative, do not report an explicit methodology, and most of the authors are invited experts who sum-

marize their knowledge of the subject. The contribution of these publications is important, even if they could report search methodologies.

Polarization Classes and their Definitions

For the STDA, the classified polarization classes (categorical variable: group, political, and socio-economic polarization) were used together with the textual contents of the publications. The results show the presence of 7832 repeated segments in the vocabulary with a frequency interval between 6 and 910. As a result, 63 repeated segments were selected and included in the multidimensional analysis by means of a factorial analysis of correspondences, which makes it possible to identify closenesses and distances between segment-segment, class-segment, and class-class (Lebart, et al., 2000).

Figure 2 shows the correspondence analysis represented in the factorial plane which explains 74.46% of the variance. It identifies the three polarization classes (*group*, *political*, and *socioeconomic*) and the repeated segments closest to each of them. Group and political polarization are located close to the axes, while socioeconomic polarization is further away, indicating that the latter is more distant from the other two polarization classes.

In the factorial plane, the first factor (X-axis), called study context, explains 47.58% of the variance and establishes two contexts. In the upper and lower left quadrants are grouped the segments related to societal contexts such as socioeconomic and political. On the other hand, in the upper and lower right quadrants segments that distinguish the group context have been clustered.

The second factor (Y-axis), called *explanatory processes*, accounts for 26.88% of the variance. The upper quadrants contain segments associated with socio-economic processes, while the lower quadrants contain segments associated with psycho-political processes. This represents a distinctive use of concepts and theories that indicate the presence of polarization subclasses with distinctive characteristics and attributes in each of the polarization classes, which are described below.

Table 3. *Assessment of the quality of publications*

Class of polarization	Punctuation SANRA/AMSTAR2	Nonsystematic review*	Systematic review and meta-analysis**
Group	<i>High</i>	Lamm & Myers, 1978; Turner & Oakes, 1986	-
	<i>Moderate</i>	-	Iandoli et al., 2021
	<i>Low</i>	Bettenhausen, 1991; Dion et al., 1970; Jones & Roelofsma, 2000; Lamm, 1988; Myers & Lamm, 1976; Nevryuev & Gagarina, 2020; Pruitt, 1971; Sunstein, 2022; Talisse, 2020; Vinokur, 1971	-
	<i>Critically low</i>	-	Barnir, 1998; Isenberg, 1986; Martemyanova, 2020
Political	<i>High</i>	-	-
	<i>Moderate</i>	-	-
	<i>Low</i>	Adams & Rexford, 2017; Bliuc et al., 2021; Boccia Artieri et al., 2021; Bordonaba-Plou, 2019; Bramson et al., 2017; Farina, 2015; Fernbach & van Boven, 2022; Fiorina & Abrams, 2008; Guan et al., 2021; Grünhage & Reuter, 2021; Hetherington, 2009; Iyengar et al., 2019; Jost, et al., 2022; Layman et al., 2006; Lee, 2015; Moore-Berg et al., 2020; Orian Harel et al., 2020; Pérez Zafrilla, 2021; Prior, 2013; Quirk, 2011; Roberts, 2021; Schaffner, 2011; Serrano-Puche, 2021; Sobkowicz, 2020; van Baar & FeldmanHall, 2022; van Bavel et al., 2021; Waisbord, 2020; Weber et al., 2021; Wheeler et al., 2020; Wilson et al., 2020; Wojcieszak, 2016; Zhuravskaya et al., 2020	-
	<i>Critically low</i>	-	Kubin & von Sikorski, 2021; Thornal, 2015
Socio-economic	<i>High</i>	-	-
	<i>Moderate</i>	-	-
	<i>Low</i>	Benedek & Moldovan, 2015; Bramson et al., 2016; Deutsch & Silbe, 2010; Esteban & Schneider, 2008; Gigliarano, 2018; Maggino & Fattore, 2019	-
	<i>Critically low</i>	-	-

*A low score is given to any publication with a score of 0 on any item of the instrument.

** A critically low score is given when there is a weakness in more than one critical item, and a low score is given when there is a weakness in one critical item.

Group Polarization

The repetitive segments associated with this type of polarization can be divided into three groups:

- (a) Polarization subclasses: These segments are associated with the group polarization subclasses (attitudinal, belief, and intergroup polarization).
- (b) Intragroup phenomena: These segments are related to psychological and social processes occurring within groups (group discussion, group decision, conservative or cautious change, group cohesion, and influence).
- (c) Associated theories: These segments are associated with theoretical developments in social and cognitive psychology that explain the polarization that occurs at the intragroup level (pluralistic ignorance theory, social influence, informational influence, normative influence, persuasive argument theory, diffusion of responsibility hypothesis, social identity theory, and social comparison theory).

Political Polarization

The repetitive segments associated with this type of polarization can be divided into three groups:

- (a) Polarization subclasses: Denotes the segments associated with different subclasses of political polarization (affective, partisan, ideological, elite,

thematic, fake, opinion, mass, online, congressional, fake, artificial, real, perceived, popular).

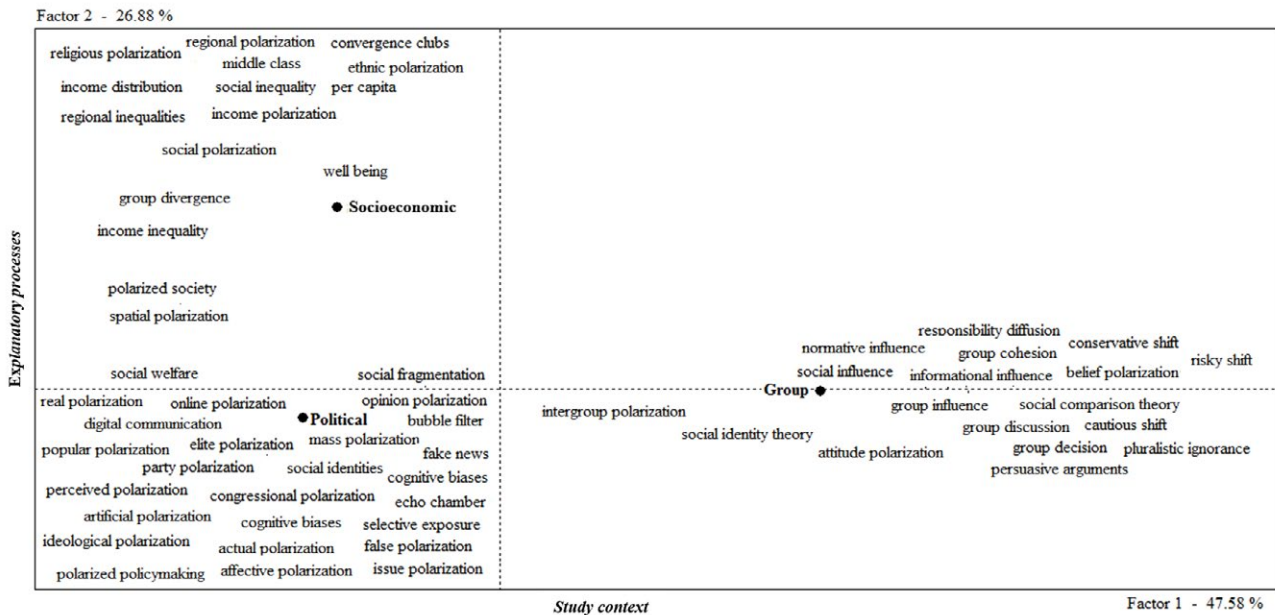
- (b) Digital communication phenomena: Associated with communication occurring in digital media such as digital social networks, online blogs, or websites (digital communication, echo chambers, fake news, bubble filters, selective exposure).
- (c) Psychosocial subclasses: Related to the psychological and social processes of polarization that occur in intergroup interaction (social identities and cognitive biases).

Socioeconomic Polarization

The repetitive segments associated with this kind of polarization can be divided into three groups:

- (a) Polarization subclasses: Denotes polarization subclasses associated with both social and monetary aspects (social, ethnic, religious, regional, and income polarization).
- (b) Inequality: These segments are associated with the distribution and access to resources and services (income inequality, regional inequality, social inequality, income distribution).
- (c) Macro-social constructs: These are related to structural and functional aspects of societies due to income distribution (welfare, social welfare, polarized society, convergence clubs, group divergence, middle class).

Figure 2. Multiple correspondence analysis (polarization classes and repeated segments)



In light of the above, Table 4 consolidates the proposal for each class and subclass of polarization with the respective definitions. It should be noted that the definitions of *group polarization* and its subclasses emphasize group dynamics and homogenization of attitudes. The definitions of *political polarization* and its subclasses are characterized by three important

aspects: 1. the activation of a social identity related to political ideology; 2. intergroup relations characterized by distance; and 3. homogenization of ingroup positions on political issues. Finally, definitions of *socio-economic polarization* focus on the construction of indicators and measurements of monetary and non-monetary aspects.

Table 4. *Polarization classes and subclasses*

Polarization Classes	Polarization subclasses
<p>Group*: The tendency of the average response of group members to become more extreme toward the initially preferred or dominant pole (e.g., risk or caution) on a dimension or issue, as a result of group dynamics (e.g., discussion or deliberation) and group membership, which homogenizes the group and makes it more extreme than individual responses (Barnir, 1998; Bettenhausen, 1991; Iandoli et al., 2021; Turner & Oakes, 1986).</p>	<p>Polarization of attitudes or beliefs: The division of a group into highly contrasting sets of beliefs and attitudes that are extreme after a group discussion, in line with previous inclinations (Talissee, 2020; van Bavel et al., 2021).</p> <hr/> <p>Intergroup polarization: The tendency to become extreme in one's position in contrast to an outgroup and with respect to a normative standard, allowing for homogenization of the group and marked divergence from the outgroup (Axelrod, 1997; Sunstein, 2022).</p>
<p>Political: Process related to both the separation of groups according to their political preferences to the point of mutual impermeability and the grouping of groups around ideological poles (Bordonaba-Plou, 2019; Fiorina & Abrams, 2008; Thornal, 2015; Wojcieszak, 2016.).</p>	<p>Opinion polarization: Refers to either the distribution of opinions with multiple local maxima or the process by which divergent opinions arise that are strong enough to divide a population (Banisch & Olbrich, 2019, Bramson et al., 2017; DiMaggio, et al., 1996).</p> <hr/> <p>Ideological polarization: The widening of the ideological gap between political groups, in which there is a marked divergence in the political opinions, beliefs, attitudes, and positions of political opponents (Dalton, 1987; Moore-Berg et al., 2020; Orian Harel et al., 2020; Wilson et al., 2020).</p> <hr/> <p>Issue polarization: Refers to divisions that form around political positions or issues that are important to society or a large segment of the population (Bliuc et al., 2021).</p> <hr/> <p>Affective polarization: Animosity that leads to a growing distrust of those who belong to other parties (Iyengar et al., 2019; Serrano-Puche, 2021).</p> <hr/> <p>Party polarization: Refers to ideological differences between parties in which a marked distance contributes to the development of a government system deeply divided along partisan lines (Fiorina & Abrams, 2008; Guan et al., 2021; Lee, 2015; Schaffner, 2011).</p>

Polarization Classes	Polarization subclasses
<p>Political: Process related to both the separation of groups according to their political preferences to the point of mutual impermeability and the grouping of groups around ideological poles (Bordonaba-Plou, 2019; Fiorina & Abrams, 2008; Thornal, 2015; Wojcieszak, 2016,).</p>	<p>Congressional polarization: Defined by changes in the preferences of elected officials, characterized by a decline in moderate positions, greater ideological consistency and coherence among party members, a pronounced partisan ranking of congressional members, and a distance between average party preferences (Farina, 2015; Schaffner, 2011).</p>
	<p>Elite Polarization: Reflects the increasing alignment of political elites' policy positions with the official lines of their parties. As a result, elites become more ideologically distinct from each other and more internally homogeneous (Wojcieszak, 2016).</p>
	<p>Popular or mass polarization: Voters' more ideologically consistent partisan attachments and identifications associated with more separate and distant positions from other political positions (Jost, Baldassarri, & Druckman, 2022; Schaffner, 2011; Wojcieszak, 2016).</p>
	<p>Digital or online polarization: Extremism of viewpoints within groups due to exposure to partisan content that supports one's positions and communication phenomena such as echo chambers, digital cacophonies, and bubble filters (Bliuc et al., 2021; Pérez Zafrilla, 2021; Waisbord, 2020).</p>
	<p>False or perceived polarization: The degree to which partisans overestimate the ideological gap between their side and that of their opponents, creating a false perception that attracts media attention (Fernbach & van Boven, 2022; Pérez Zafrilla, 2021; Wilson et al., 2020).</p>
	<p>Artificial polarization: Process by which expressive uses of communication, such as provocative speeches or moral exhibitionism, create fictitious forms of polarization (Pérez Zafrilla, 2021).</p> <p>Real polarization: refers to the actual quantification of polarization between groups, that is quantitatively distant from the perception of polarization by members, voters, elites, media, or the masses, as well as indicators of perceived or false polarization (Fernbach & van Boven, 2022; Maggino & Fattore, 2019).</p>
<p>Socioeconomic**: Division of the population (within or between states) into groups or sub-groups whose members are very similar within each group but very different from one group to another . Such segmentation is based on monetary variables (income, wealth, and expenditure) or non-monetary indicators (religion, ethnicity, language, race, and political opinion), which can lead to social tensions or conflicts (Gigliarano, 2018; Maggino & Fattore, 2019).</p>	<p>Social polarization: Social division caused mainly by variables that are not associated with income distribution or wealth, but with culture or biology (ethnicity, race, or religion) (Gigliarano, 2018).</p>

Polarization Classes	Polarization subclasses
<p>Socioeconomic**: Division of the population (within or between states) into groups or sub-groups whose members are very similar within each group but very different from one group to another. Such segmentation is based on monetary variables (income, wealth, and expenditure) or non-monetary indicators (religion, ethnicity, language, race, and political opinion), which can lead to social tensions or conflicts (Gigliarano, 2018; Maggino & Fattore, 2019).</p>	<p>Religious polarization: Social division based on religious identity, affiliation, or beliefs that can lead to ethnic social conflict and affect economic development (Gigliarano, 2018; Lamm & Myers, 1978).</p>
	<p>Ethnic polarization: Social division based on ethnic and/or linguistic identity in a population that creates tension and social conflict (Gigliarano, 2018).</p>
	<p>Regional or spatial polarization: Unequal regional (intra-state or interstate) distribution of growth factors (labor, capital, technology, infrastructure, investment and consumption functions, natural resources) or per capita income with limited mobility between central and peripheral regions (Benedek & Moldovan, 2015; Gigliarano, 2018).</p>
	<p>Income polarization: Social division based on the distribution of income that is grouped into poles (bipolar: rich and poor, or multipolar) and in which the average distribution (middle class) plays an important role in its measurement (Gigliarano, 2018).</p>

* It includes both intragroup and intergroup processes of polarization.

** Some publications refer to social polarization in an ambiguous way, indicating economic and non-economic aspects; therefore, this socio-economic class is referred to in order to establish the conceptual difference and to include the monetary aspects of polarization.

Note: The definitions refer to the use of the word polarization in the literature consulted, but not to statistical uses, for which we recommend consulting Bordonaba-Plou, 2019; Bramson et al., 2017; Bramson et al., 2016.

Some of these polarization subclasses have different names for the same underlying process. Therefore, based on the definitions of the subclasses and a classification made by two expert judges, we suggest to group the subclasses as follows:

1. Polarization of issue and opinion: since the social division into groups is based on the difference in how people evaluate socially relevant issues in terms of their political orientation and identification.
2. Elite, party, popular, and congressional polarization: since these subclasses are based on the actors that polarize, but not on the polarization process.
3. False or perceived polarization and artificial polarization: because they are based on perceived

levels of polarization in society and not on objective indicators, as suggested by real polarization.

4. Social, religious, and ethnic polarization: because they refer to the division of society in terms of social and non-monetary variables.

Variables related to polarization

72 variables have been identified as related to polarization. Of these, 51 are variables that have a direct relationship with the phenomenon, that is, they increase polarization. Five variables have an inverse relationship with polarization and 16 are inconclusive. Table 5 shows the variables grouped into eight types, according to their nature. It also refers to the type of polarization with which they are associated.

Table 5. Variables associated with the polarization classes.

Type of variable**	Direct relationship	Inverse relationship	Inconclusive	Classes*
Intrapersonal variables	Recency effect	Cognitive flexibility	Personality traits	Political Polarization
	Categorical thinking			
	Predictive thinking			
	Confirmation bias			
	Oversimplification			
	Meta-perception of the other Ego justification			
Interpersonal variables	Dehumanization	-	-	Political Polarization Group Polarization
	Social distance			
	Homophily			
	Opposing moral views			
Group variables	Intragroup cohesion (party)	Counter-conformity	Leadership	Group Polarization Political Polarization
	Compliance		Intergroup emotions	
	Diffusion of responsibility			
	Bandwagon effect			
	Familiarity with members			
	Social influence			
	Persuasion			
	Pluralistic ignorance			
	Mere exposure effect			
	Affective bond			
Discussion and decision variables	Discursive argumentation	Knowledge of the subject	Risk value	Group Polarization Political Polarization
	Group consensus			
	Deliberation			
	Importance of the topic			
	Novelty and validity of the argument			
	Originality of the argument			
	Validity of the information and of the influencer			

Type of variable**	Direct relationship	Inverse relationship	Inconclusive	Classes*
Digital and communication variables	Anonymity	Weak ties	Filter bubbles	Political Polarization
	Partisan content		Echo chambers	
	Elite discourse		Trolls	
	Selective exposure		Digital social networks	Group Polarization
	Media fragmentation		Informational cocoons	
	Partisan media		Communication media	
	Fake news		Platforms and algorithms	
Political variables	Activism	-	Political system	Political Polarization
	Party-ideology coherence		Voting system	
	Inter-party distance			
	Party identity			
	Voter manipulation			
	Negative partisanship			
	Political commitment			
Societal variables	Social cleavages	Middle Class		Socioeconomic Polarization
	Convergence clubs			
	Inequality			
	Social fractionalization			Political Polarization
	Disjunctive narrative of social reality			
	Peripheralization			
	Growth poles			
Segregation				
Monetary variables	Poverty	-	Economic growth	Socio-economic Polarization
			Income inequality	
			GDP per capita	

* The polarization class that has the strongest relationship with the variables is shown first.

** The variables were classified according to the content of the articles and the nature of the variables.

Intrapersonal variables have been most extensively studied in *political polarization* to explain how cognitive processes affect the polarization of individuals. Of particular note are cognitive and heuristic biases that are present in the processing of political information

and increase polarization. Likewise, research has found that psychological flexibility has an inverse relationship with polarization, such that individuals who are more flexible tend to be less polarized (van Baar & Feldman-Hall, 2022).

Interpersonal variables include those that increase polarization, such as the social distance that exists between groups and the tendency to associate with people who think and behave similarly (homophily).

Most group variables are associated with *group polarization*. Groups that are cohesive and familiar to their members, as well as individuals who conform to the norm tend to be more polarized. However, variables such as leadership show inconclusive evidence of increasing or decreasing polarization because their effect is moderated by other variables.

Following the same logic as the group variables, the discussion and group decision variables focus on explaining how the dynamics of interaction between members exposed to discussion or decision-making can increase polarization. It has been found that mere deliberation and argument quality stimulate polarization, as opposed to knowledge of the issue, which at a higher value may lead to a more cautious and therefore less polar position. The effect of risk value, in turn, depends on cultural meanings.

Digital and communication variables are mainly associated with mass media and digital social media. Although their study has increased in recent years, the effect of network algorithm dynamics and echo chambers is still inconclusive because their evidence is contradictory. However, several reviews suggest that people play an active role in digital media and can expose themselves to their weak ties—that means, people who often hold divergent positions and are part of individuals' networks but are not closely related; therefore, people are not just passive users on social media. However, it has been concluded that polarizing content, selective exposure to such content, fake news, and elite-biased discourse mainly promote political polarization.

The evidence suggests that political variables tend to increase polarization when there is strong partisan identification, identity, or political commitment. However, it is not conclusive whether two-party or multi-party systems, as well as those unrelated to democracy, may or may not be polarizing.

Regarding societal variables, it has been suggested that variables that segregate the population will promote polarization. Thus, growth poles, convergence clubs, and social cleavages are highlighted as societal

groupings that tend to polarize. On the other hand, it is suggested that when the middle class plays a relevant role and groups most of the population, polarization tends to be reduced.

Finally, monetary variables have effects that depend on other variables and measurement indicators. Therefore, economic growth, inequality, and the distribution of GDP per capita can contribute to polarizing society in some cases, but not in others, depending on how socioeconomic polarization is calculated.

Explanatory theories of polarization

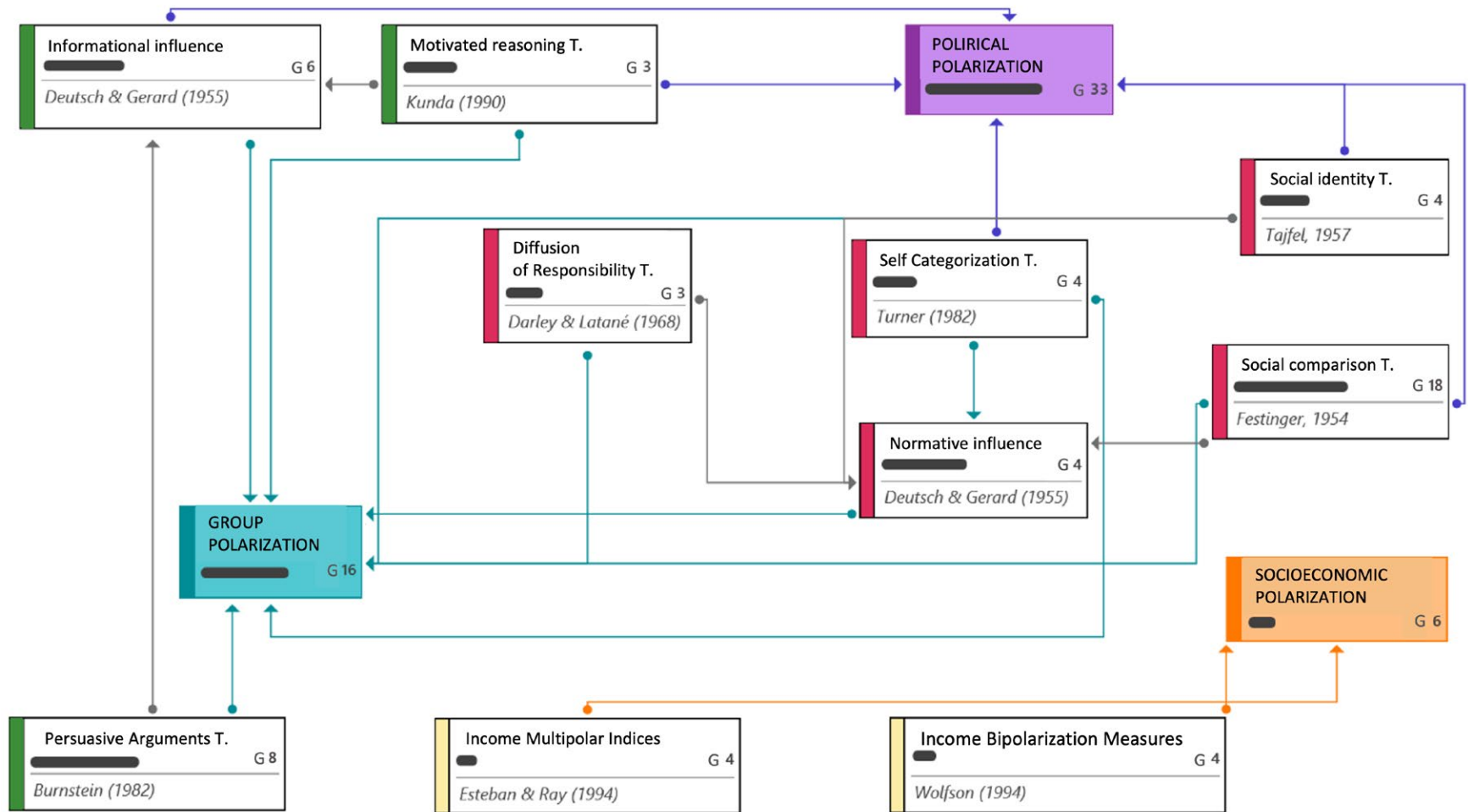
The theories associated with the types of polarization are shown in Figure 3. It shows that group polarization has the largest theoretical corpus, derived from the experimental tradition of psychology. Likewise, the explanation of socioeconomic polarization is based on the development of indicators that make it possible to measure it through parameters, both in societies and between states.

The normative influence theories (social identity, social comparison, self-categorization) focus on explaining how the behavior, attitudes, and perception of others influence the individual. Thus, the group tends to polarize to the extreme due to the interaction dynamics among members who share a social identity. These theories are used to explain *group polarization* and *political polarization*, and the prevalence of the Social Comparison Theory stands out.

The informational influence theories (persuasive arguments and motivated reasoning) are associated with the individual's exposure to information or arguments, message quality, senders' reliability, and receivers' psychological processes. These play an important role in explaining an individual's attitude change in the face of a polarized issue. Informational Influence theories are notable for the frequency with which they are used. These theories are related to *group polarization* since they focus on an intragroup context.

Socioeconomic polarization, on the other hand, does not make use of the theories, since its development is focused on indicators. These are mainly divided into multipolar indices and bipolar measures according to the number of parameters and variables considered to calculate polarization indicators.

Figure 3. Theories associated with the types of polarization.



Note. The letter G stands for the grounded property of the categories. In the case of polarization classes (group, political and social), it refers to the number of articles that were classified in that class. In the case of theories, it represents the number of articles in which each theory was mentioned.

Discussion

This study arose from the perceived need to provide an overview of one of the most commonly used terms today to describe and/or attempt to understand the dynamics of social and political confrontation that many societies are facing.

Many people from different academic backgrounds and even citizens allude to polarization as the key to what is happening. Despite the frequent use of this term, or perhaps because of it, its meaning is far from clear. For this reason we believe it is necessary to try to clarify some of the key issues surrounding this concept.

To discuss polarization and the findings, we will structure this section around the four questions that guided the research. First, we will discuss the types of publications and the quality of the selected reviews; then, we will define polarization in terms of polarization classes. Finally, we will focus on the most used explanatory theories and variables associated with polarization.

Bibliometric analyses of the publications allow us to conclude that psychology and political science are the main fields of research and publication of reviews on polarization. Although economics is the main area of study of socioeconomic polarization, several of the publications reviewed were discarded because of their focus on mathematical and computational models and simulations. Similarly, in economics, inequality as a concept overlaps with polarization since it has consolidated theories, evidence, and indicators, making polarization a less widespread concept with less theoretical development (Gigliarano, 2018).

Based on the increase in publications presented in the last two decades, it has been concluded that polarization either as a group, the political or social phenomenon is relevant to the social science agenda. Its importance lies, in addition to the above, in the perception of individuals of a greater division in today's societies. This environment of fragmentation affects the credibility and stability of political, social, and economic systems on a global scale (Adams & Rexford, 2017; Esteban & Schneider, 2008; Moore-Berg et al., 2020). Likewise, this distancing of social groups is the underlying mechanism for processes that endanger democratic systems, such as extremism and radicalism, related to political polarization (Bliuc et al., 2021; Waisbord, 2020).

What is the quality of polarization reviews?

Despite the relevance and considerable evidence on polarization, the lack of systematic reviews is the main limitation in its study consolidation. Although 56 reviews were selected, most were of the narrative type. According to the quality criteria of the SANRA instrument, most lacked the method, rigor, and systematicity to draw reliable conclusions. In turn, the selected systematic reviews did not meet the AMSTAR2 quality criteria. Thus, there is a need to develop systematic reviews or meta-analyses with the required methodological rigor. We suggest that, given that this concept is polysemic and consists of several classes and subclasses, the reviews to be carried out should focus on a specific class or a delimited polarization phenomenon.

What are the types of polarization and their definitions?

The polysemy and complexity of polarization make it difficult to adopt a single definition. However, after reviewing the literature, we consider polarization to be a cross-cutting phenomenon that is subdivided according to different contexts and levels of analysis.

Below, we provide a definition that resumes the common postulates of the authors consulted (Bliuc et al., 2021; Bramson et al., 2017; Bramson et al., 2016; Esteban & Schneider, 2008; Gigliarano, 2018; Wojcieszak, 2016):

“Polarization refers to the process (or state) of moving towards opposite extremes (whether intergroup or societal contexts) or uniting towards a single extreme (intragroup context) according to collective narratives about social reality, involving hostile responses to different narratives”.

The above definition implies several aspects that need to be emphasized about polarization:

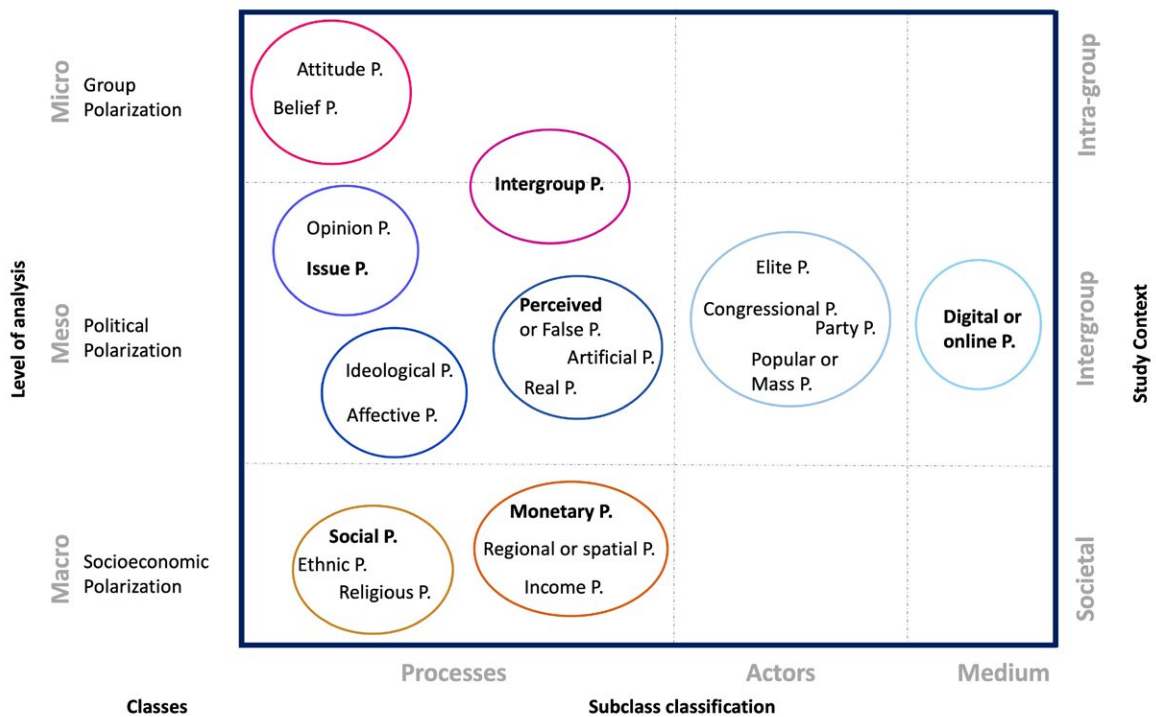
- (1) It can be a process and can be considered as a state at a given time of one or more groups.
- (2) It implies intragroup homogenization (group polarization) and intergroup heterogenization, i.e., social, ideological, or emotional distance between groups.
- (3) It involves social identity, social identification, collective narrative, and similar characteristics among members of a group that differ from the

- characteristics of other groups, which is essential for the configuration of the concept of the group.
- (4) It refers to the segmentation of groups within a population according to ideologies, attitudes, beliefs, affective responses, or resources.
 - (5) It assumes that the pole concept is implicitly associated with two poles (bipolarization). However, multipolar distributions may exist.
 - (6) Assumes that the division between groups is perceived through ideological (political or ideological polarization), monetary, or social characteristics (socioeconomic polarization), which can lead to

- (g) It involves distancing oneself from the social narrative of the other, even ignoring or denying the ideas or reasons of the outgroup.

Due to the multiplicity of subclasses and their proposed groupings, we believe that Figure 4 can be an indicative map. It allows us to distinguish the different subclasses according to the levels of analysis, the social contexts, and the type of process or actor studying polarization, as a result of the analyses carried out.

Figure 4. Interaction of polarization subclasses and levels of analysis



Note. The polarization subclasses that characterize the set with which it is grouped are shown in bold. In the polarization grouping by actors, no subclass groups the others.

Group polarization deals with a micro level of analysis, focusing on intra-group interaction and the individual. As the analysis focuses on the relationship between two or more groups, a meso level of analysis becomes possible, where *political polarization* becomes more relevant. It is important to mention that not all intergroups polarization is political. However, it is currently the subject of most studies. Finally, when the level of

analysis is focused on the social structure (macro level), *socioeconomic polarization* becomes salient as it differentiates the distribution of the population on the basis of monetary or non-monetary characteristics. The latter allows a structural diagnosis of society and its levels of polarization, which is why the development of indicators has become more important than the theoretical development that explains their dynamics.

Which variables are associated with polarization as a social process?

Most of the variables identified have a direct relation with polarization, which means that their levels increase. Only five of the variables have an inverse relationship, which makes it clear that the study of depolarization is still incipient, although it is necessary to reduce the likelihood of conflict. According to the findings, reducing group polarization requires strengthening cognitive flexibility among group members, as well as providing strongly argued counter-information and developing knowledge and arguments about the issue under discussion. To reduce political polarization, it is essential to encourage socialization with people from different political groups, allowing individuals to broaden their understanding of the issue and expose themselves to a wider range of ideological and political possibilities. This approach helps develop cognitive flexibility to avoid automatic rejection responses. Finally, in order to reduce socio-economic polarization, it is crucial to expand the middle class or prevent its reduction to avoid widening the gap between economic classes.

The types of variables are consistent with the classes and subclasses of polarization. *Political polarization* is associated with more types of variables at different levels of analysis and various approaches, as it is the class that has a more interdisciplinary study; this suggests that its publication is the most developed. This is evident in the types of variables associated, which range from intrapersonal to societal. *Group polarization* is associated with intrapersonal, interpersonal, group, and discussion variables. This is consistent with the subclasses and nature of group polarization at the micro level of analysis of the phenomenon. *Socioeconomic polarization* is related to social and monetary variables, which is consistent with the macro level of analysis and the subclasses of polarization that comprise it. However, the number of associated variables suggests that this is the least developed polarization as its development in economics has been overshadowed by other concepts such as inequality.

The relationship between these types of polarization and the associated variables suggests that group and political polarization are more closely related; while socio-economic polarization is not related to group polarization but is related to political polarization, albeit to a lesser extent.

We encourage scholars of polarization to distinguish the class, level of analysis, and context of the study to identify relationships with variables. Since the multitude of associated variables can be overwhelming in

models that systematize the study of polarization, we recommend taking a specific approach to the study.

What are the explanatory theories of the phenomenon?

The development of theories has been divergent due to different levels of analysis and multidisciplinary. Nevertheless, psychology has developed a corpus of theories that has been maintained over several decades. Therefore, we recommend using this body of theory to address polarization from the micro (group) and meso (political) levels of analysis. On the other hand, to explain a macro level of analysis (socio-economic), we suggest using indexes developed from economics, considering that not all of them are directed to monetary variables.

We emphasize that the theories developed can be chosen according to the types of variables, contexts, and processes studied. For instance, if polarization is viewed as a political, intergroup, and social phenomenon, it is appropriate to focus on theories of social influence. If polarization is regarded as a socio-economic, structural, and societal phenomenon, it is recommendable to focus on economic indexes rather than theories. We note, however, that the theories are not mutually exclusive, and under epistemological rigor, they can be complementary.

Regarding the limitations of this study, it is pertinent to consider that the conclusions are mainly oriented towards political polarization, given that this is the type of polarization with the largest number of selected publications. This suggests that for future research it would be useful to broaden the search equations and inclusion criteria for scientific communities or those interested in the field of study associated with socioeconomic polarization. Similarly, most of the publications analyzed are narrative reviews, so it is important to consider that the relationship between polarization and the variables does not measure its strength or weakness. Consequently, it is necessary to emphasize that a meta-analytic analysis may find different results regarding the variables in their direct relationship with polarization.

In conclusion, we highlight the importance of polarization in various social sciences, the relevance of its publication today, and the need for reviews that meet the requirements of methodological quality. We encourage readers and scholars to approach the topic from a differentiated perspective depending on the type of polarization, the context, and the level of analysis. This is a recommendation for more accurate coverage of this complex phenomenon.

Referencias

- Adams, J. F., & Rexford, N. J. (2017). Electoral systems and issue polarization. In E. S. Herron, R. J. Pekkanen, & M. S. Shugart (Eds.), *The Oxford Handbook of Electoral Systems* (pp. 247–261). Oxford University Press. <https://doi.org/10.1093/oxfordhb/9780190258658.013.24>
- Amiel, Y., Cowell, F., & Ramos, X. (2009). Poles apart? An analysis of the meaning of polarization. *Review of Income and Wealth*, 56, 23–46. <https://doi.org/10.1111/j.1475-4991.2009.00361.x>
- Axelrod, R. (1997). The dissemination of culture: A model with local convergence and global polarization. *Journal of Conflict Resolution*, 41(2), 203–226. <https://doi.org/10.1177/0022002797041002001>
- Baethge, C., Goldbeck-Wood, S., & Mertens, S. (2019). SANRA—a scale for the quality assessment of narrative review articles. *Research Integrity and Peer Review*, 4, Article 5. <https://doi.org/10.1186/s41073-019-0064-8>
- Banisch, S. & Olbrich, E. (2019). Opinion polarization by learning from social feedback. *The Journal of Mathematical Sociology*, 43(2), 76–103. <https://doi.org/10.1080/0022250X.2018.1517761>
- Barnir, A. (1998). Can group-and issue-related factors predict choice shift? A Meta-Analysis of Group Decisions on Life Dilemmas. *Small Group Research*, 29(3), 308–341. <https://doi.org/10.1177/1046496498293002>
- Barreto, I. (2020). Análisis estadístico de datos textuales. In P. Páramo (Ed.), *La investigación en ciencias sociales: la historia del método y su filosofía* (pp. 449–467). Lemoine Editores.
- Benedek, J., & Moldovan, A. (2015). Economic convergence and polarization: Towards a multi-dimensional approach. *Hungarian Geographical Bulletin*, 64(3), 187–203. <https://doi.org/10.15201/hungeobull.64.3.3>
- Bettenhausen, K. L. (1991). Five Years of Groups Research: What We Have Learned and What Needs to Be Addressed. *Journal of Management*, 17(2), 345–381. <https://doi.org/10.1177/014920639101700205>
- Bliuc, A. M., Bouguettaya, A., & Felise, K. D. (2021). Online Intergroup Polarization Across Political Fault Lines: An Integrative Review. *Frontiers in Psychology*, 12, 1–15. <https://doi.org/10.3389/fpsyg.2021.641215>
- Boccia Artieri, G., García-Bilbao, P. A., & La Rocca, G. (2021). Rethinking affective polarization and sharing of emotions in digital platform ecosystems. Theories and research practices. *International Review of Sociology*, 31(2), 223–230. <https://doi.org/10.1080/03906701.2021.1947949>
- Bordonaba-Plou, D. (2019). Polarización como impermeabilidad: cuando las razones ajenas no importan. *Cinta de Moebio*, 66, 295–309. <https://doi.org/10.4067/S0717-554X2019000300295>
- Bramson, A., Grim, P., Singer, D. J., Berger, W. J., Sack, G., Fisher, S., Flocken, C., & Holman, B. (2017). Understanding Polarization: Meanings, Measures, and Model Evaluation. *Philosophy of Science*, 84(1), 115–159. <https://doi.org/10.1086/688938>
- Bramson, A., Grim, P., Singer, D. J., Fisher, S., Berger, W., Sack, G., & Flocken, C. (2016). Disambiguation of social polarization concepts and measures. *Journal of Mathematical Sociology*, 40(2), 80–111. <https://doi.org/10.1080/0022250X.2016.1147443>
- Dalton, R. J. (1987). Generational change in elite political beliefs: The growth of ideological polarization. *The Journal of Politics*, 49(4), 976–997. <https://doi.org/10.2307/2130780>
- Deutsch, J., & Silbe, J. (2010). Income polarization: measurement, determinants, and implications. *Review of Income and Wealth*, 56(1), 1–6. <https://doi.org/10.1111/j.1475-4991.2009.00359.x>
- Dion, K. L., Baron, R. S., & Miller, N. (1970). Why do Groups Make Riskier Decisions Than Individuals? *Advances in Experimental Social Psychology*, 5, 305–377. [https://doi.org/10.1016/S0065-2601\(08\)60094-5](https://doi.org/10.1016/S0065-2601(08)60094-5)

- DiMaggio, P., Evans, J., & Bryson, B. (1996). Have Americans' social attitudes become more polarized? *American Journal of Sociology*, 102(3), 690–755. <https://doi.org/10.1086/230995>
- Esteban, J., & Schneider, G. (2008). Polarization and conflict: Theoretical and empirical issues. *Journal of Peace Research*, 45(2), 131–141. <https://doi.org/10.1177/0022343307087168>
- Farina, C. R. (2015). Congressional polarization: terminal constitutional dysfunction? *Law Review*, 115(7), 1689–1738. <https://columbialawreview.org/content/congressional-polarization-terminal-constitutional-dysfunction-2/>
- Fernbach, P. M., & van Boven, L. (2022). False polarization: Cognitive mechanisms and potential solutions. *Current Opinion in Psychology*, 43, 1–6. <https://doi.org/10.1016/j.copsyc.2021.06.005>
- Fiorina, M. P., & Abrams, S. J. (2008). Political polarization in the American public. *Annual Review of Political Science*, 11, 563–588. <https://doi.org/10.1146/annurev.polisci.11.053106.153836>
- Gigliarano, C. (2018). Income and social polarization: empirical findings. In D'Ambrosio Conchita (Ed.), *Handbook of research on economic and social well-being* (pp. 460–479). Edward Elgar.
- Grünhage, T., & Reuter, M. (2021). Tell Me Who You Vote for, and I'll Tell You Who You Are? The Associations of Political Orientation with Personality and Prosocial Behavior and the Plausibility of Evolutionary Approaches. *Frontiers in Psychology*, 12, 1–7. <https://doi.org/10.3389/fpsyg.2021.656725>
- Guan, T., Liu, T., & Yang, Y. (2021). Moving Away From Partisanship: Diversifying the Motives Behind Political Polarization. *Political Studies Review*, 19(4), 656–667. <https://doi.org/10.1177/1478929920921650>
- Hetherington, M. J. (2009). Review article: Putting polarization in perspective. *British Journal of Political Science*, 39(2), 413–448. <https://doi.org/10.1017/S0007123408000501>
- Iandoli, L., Primario, S., & Zollo, G. (2021). The impact of group polarization on the quality of online debate in social media: A systematic literature review. *Technological Forecasting and Social Change*, 170. <https://doi.org/10.1016/j.techfore.2021.120924>
- Isenberg, D. J. (1986). Group Polarization: A Critical Review and Meta-Analysis. *Journal of Personality and Social Psychology*, 50(6), 1141–1151. <https://doi.org/10.1037/0022-3514.50.6.1141>
- Iyengar, S., Lelkes, Y., Levendusky, M., Malhotra, N., & Westwood, S. J. (2019). The Origins and Consequences of Affective Polarization in the United States. *Annual Review of Political Science*, 22, 129–146. <https://doi.org/10.1146/annurev-polisci-051117-073034>
- Jones, P. E., & Roelofsma, P. H. M. P. (2000). The potential for social contextual and group biases in team decision-making: Biases, conditions and psychological mechanisms. *Ergonomics*, 43(8), 1129–1152. <https://doi.org/10.1080/00140130050084914>
- Jost, J.T., Baldassarri, D.S. & Druckman, J.N. (2022). Cognitive–motivational mechanisms of political polarization in social–communicative contexts. *Nature Reviews Psychology*, 1, 560–576. <https://doi.org/10.1038/s44159-022-00093-5>
- Jungkunz, S. (2021). Political Polarization During the COVID-19 Pandemic. *Frontiers in Political Science*, 3, 622512. <https://doi.org/10.3389/fpos.2021.622512>
- Kubin, E., & von Sikorski, C. (2021). The role of (social) media in political polarization: a systematic review. *Annals of the International Communication Association*, 45(3), 188–206. <https://doi.org/10.1080/23808985.2021.1976070>
- Lamm, H. (1988). A review of our research on group polarization: Eleven experiments on the effects of group discussion on risk acceptance, probability estimation, and negotiation positions. *Psychological Reports*, 62(3), 807–813. <https://doi.org/10.2466/pro.1988.62.3.807>

- Lamm, H., & Myers, D. G. (1978). Group-Induced Polarization of Attitudes and Behavior. In L. Berkowitz (Ed.), *Advances in Experimental Social Psychology* (Vol. 11, pp. 145–195). Academic Press. [https://doi.org/10.1016/S0065-2601\(08\)60007-6](https://doi.org/10.1016/S0065-2601(08)60007-6)
- Layman, G. C., Carsey, T. M., & Horowitz, J. M. (2006). Party polarization in American politics: Characteristics, causes, and consequences. *Annual Review of Political Science*, 9, 83–110. <https://doi.org/10.1146/annurev.polisci.9.070204.105138>
- Lebart, L., Salem, A., & Bécue Bertaut, M. (2000). *Análisis estadístico de texto*. Editorial Milenio.
- Lee, F. E. (2015). How party polarization affects governance. *Annual Review of Political Science*, 18, 261–282. <https://doi.org/10.1146/annurev-polisci-072012-113747>
- Maggino, F. & Fattore, M. (2019). Polarización social. *Wiley StatsRef: Referencia de estadísticas en línea*, 2, 1-4. <https://doi.org/10.1002/9781118445112.stat08138>
- Martemyanova, A. (2020). *The Effects of Group Discussion and Exposure to Evidence on Political Attitude Polarization: A Meta-Analysis* [Undergraduate thesis]. University of Florida. <https://ufdc.ufl.edu/es/AA00077086/00001/pdf>
- McCoy, J., Rahman, T., & Somer, M. (2018). Polarization and the Global Crisis of Democracy: Common Patterns, Dynamics, and Pernicious Consequences for Democratic Polities. *American Behavioral Scientist*, 62(1), 16–42. <https://doi.org/10.1177/0002764218759576>
- Moore-Berg, S. L., Hameiri, B., & Bruneau, E. (2020). The prime psychological suspects of toxic political polarization. *Current Opinion in Behavioral Sciences*, 34, 199–204. <https://doi.org/10.1016/j.cobeha.2020.05.001>
- Myers, D. G., & Lamm, H. (1976). The Group Polarization Phenomenon. *Psychological Bulletin*, 83(4), 602–627. <https://doi.org/10.1037/0033-2909.83.4.602>
- Nevryuev, A., & Gagarina, M. (2020). “After the Discussion, I am Even More Confident in My Point of View”: An Overview of Studies of Group Polarization. *Review of Business and Economics Studies*, 8(3), 6–11. <https://doi.org/10.26794/2308-944x-2020-8-2-6-11>
- Orian Harel, T., Maoz, I., & Halperin, E. (2020). A conflict within a conflict: intragroup ideological polarization and intergroup intractable conflict. *Current Opinion in Behavioral Sciences*, 34, 52–57. <https://doi.org/10.1016/j.cobeha.2019.11.013>
- Page, M. J., McKenzie, J. E., Bossuyt, P. M., Boutron, I., Hoffmann, T. C., Mulrow, C. D., Shamseer, L., Tetzlaff, J. M., Akl, E. A., Brennan, S. E., Chou, R., Glanville, J., Grimshaw, J. M., Hróbjartsson, A., Lalu, M. M., Li, T., Loder, E. W., Mayo-Wilson, E., McDonald, S., ... Moher, D. (2021). The PRISMA 2020 statement: an updated guideline for reporting systematic reviews. *Systematic Reviews*, 10(1). <https://doi.org/10.1186/s13643-021-01626-4>
- Pérez Zafrilla, P. J. (2021). Polarización artificial: cómo los discursos expresivos inflaman la percepción de polarización política en internet. *RECERCA. Revista de Pensament i Anàlisi*. <https://doi.org/10.6035/recerca.4661>
- Prior, M. (2013). Media and political polarization. *Annual Review of Political Science*, 16, 101–127. <https://doi.org/10.1146/annurev-polisci-100711-135242>
- Pruitt, D. G. (1971). Conclusions: toward an understanding of choice shifts in group discussion. *Journal of Personality and Social Psychology*, 20(3), 495–510. <https://doi.org/10.1037/h0031923>
- Quirk, P. J. (2011). Polarized populism: Masses, elites, and partisan conflict. *Forum*, 9(1). <https://doi.org/10.2202/1540-8884.1428>
- Roberts, K. M. (2021). Populism and Polarization in Comparative Perspective: Constitutive, Spatial and Institutional Dimensions. *Government and Opposition*, 57(4), 680–702. <https://doi.org/10.1017/gov.2021.14>
- Schaffner, B. F. (2011). Party Polarization. In G. C. Edwards III, F. E. Lee, & E. Schickler (Eds.), *The Oxford Handbook of the American Congress* (pp. 527–549). Oxford University Press. <https://doi.org/10.1093/oxford-hb/9780199559947.003.0023>

- Serrano-Puche, J. (2021). Digital disinformation and emotions: exploring the social risks of affective polarization. *International Review of Sociology*, 31(2), 231–245. <https://doi.org/10.1080/03906701.2021.1947953>
- Shea, B. J., Reeves, B. C., Wells, G., Thuku, M., Hamel, C., Moran, J., Moher, D., Tugwell, P., Welch, V., Kristjansson, E., & Henry, D. A. (2017). AMSTAR 2: A critical appraisal tool for systematic reviews that include randomized or non-randomized studies of healthcare interventions, or both. *BMJ (Online)*, 358. <https://doi.org/10.1136/bmj.j4008>
- Sobkowicz, P. (2020). Whither Now, Opinion Modelers? *Frontiers in Physics*, 8, 1–18. <https://doi.org/10.3389/fphy.2020.587009>
- Stewart, A.J., McCarty, N., Bryson, J.J. (2020). Polarization under rising inequality and economic decline. *Science Advances*, 6(50), 1-9. <https://doi.org/10.1126/sciadv.abd420>
- Sunstein, C. R. (2022). The Law of Group Polarization. *The Journal of Political Philosophy*, 10(2), 175–195. <https://doi.org/10.1111/1467-9760.00148>
- Talisse, R. B. (2020). Problems of polarization. In *Overdoing Democracy: Why We Must Put Politics in its Place* (pp. 209–225). Oxford University Press. <https://doi.org/10.1093/oso/9780192893338.003.0012>
- Thornal, K. (2015). *Partisan media and polarized politics: A meta-analysis of the relationship between partisan selective exposure and political polarization* [Unpublished master's thesis]. Gonzaga University.
- Turner, J. C., & Oakes, P.J. (1986). The significance of the social identity concept for social psychology with reference to individualism, interactionism and social influence. *British Journal of Social Psychology*, 25(3), 237–252. <https://doi.org/10.1111/j.2044-8309.1986.tb00732.x>
- van Baar, J. M., & FeldmanHall, O. (2022). The polarized mind in context: Interdisciplinary approaches to the psychology of political polarization. *American Psychologist*, 77(3), 394–408. <https://doi.org/10.1037/amp0000814>
- van Bavel, J. J., Rathje, S., Harris, E., Robertson, C., & Sternisko, A. (2021). How social media shapes polarization. *Trends in Cognitive Sciences*, 25(11), 913–916. <https://doi.org/10.1016/j.tics.2021.07.013>
- Vinokur, A. (1971). Review and theoretical analysis of the effects of group processes upon individual and group decisions involving risk. *Psychological Bulletin*, 76(4), 231–250. <https://doi.org/10.1037/h0031568>
- Waisbord, S. (2020). ¿Es válido atribuir la polarización política a la comunicación digital? Sobre burbujas, plataformas y polarización afectiva. *Revista de la Sociedad Argentina de Análisis Político*, 14(2), 249–283. <https://doi.org/10.46468/rsaap.14.2.A1>
- Weber, T.J., Hydock, C., Ding, W., Gardner, M., Jacob, P., Mandel, N., Sprott, D. E., & van Steenburg, E. (2021). Political Polarization: Challenges, Opportunities, and Hope for Consumer Welfare, Marketers, and Public Policy. *Journal of Public Policy and Marketing*, 40(2), 184–205. <https://doi.org/10.1177/0743915621991103>
- Wheeler, N. E., Allidina, S., Long, E. U., Schneider, S. P., Haas, I. J., & Cunningham, W. A. (2020). Ideology and predictive processing: coordination, bias, and polarization in socially constrained error minimization. *Current Opinion in Behavioral Sciences*, 34, 192–198. <https://doi.org/10.1016/j.cobeha.2020.05.002>
- Wilson, A. E., Parker, V., & Feinberg, M. (2020). Polarization in the contemporary political and media landscape. *Current Opinion in Behavioral Sciences*, 34, 223–228. <https://doi.org/10.1016/j.cobeha.2020.07.005>
- Wojcieszak, M. (2016). Polarization, Political. In G. Mazzoleni (Ed.), *The International Encyclopedia of Political Communication* (1st ed., pp. 1–7). John Wiley & Sons, Inc. <https://doi.org/10.1002/9781118541555.wbiepc168>
- Zhuravskaya, E., Petrova, M., & Enikolopov, R. (2020). Political Effects of the Internet and social media. *Annual Review of Economics*, 12, 415–438. <https://doi.org/10.1146/annurev-economics-081919-050239>



Available in:

<https://www.redalyc.org/articulo.oa?id=79880103013>

How to cite

Complete issue

More information about this article

Journal's webpage in redalyc.org

Scientific Information System Redalyc
Diamond Open Access scientific journal network
Non-commercial open infrastructure owned by academia

Diana Camila Garzón-Velandia, María Idaly Barreto-Galeano,
José Manuel Sabucedo-Cameselle

**What is Polarization in the Social Sciences? A Scoping
Review of Reviews**

**¿Qué es la polarización en las ciencias sociales? Una
revisión de revisiones**

Acta Colombiana de Psicología

vol. 27, no. 2, e2711, 2024

Universidad Católica de Colombia,

ISSN: 0123-9155

ISSN-E: 1909-9711

DOI: <https://doi.org/10.14718/ACP.2024.27.2.11>