



Zona Próxima

ISSN: 1657-2416

ISSN: 2145-9444

Instituto de Estudios en Educación Universidad del Norte

LÓPEZ BELMONTE, JESÚS; POZO SÁNCHEZ, SANTIAGO;
FUENTES CABRERA, ARTURO; DOMÍNGUEZ CAMPOY, NIEVES

The Level of Digital Competence in Education Professionals:
The Case of Spanish Physical Education Teachers*

Zona Próxima, no. 33, 2020, July-December, pp. 146-165
Instituto de Estudios en Educación Universidad del Norte

DOI: <https://doi.org/10.14482/zp.33.371.334>

Available in: <https://www.redalyc.org/articulo.oa?id=85369305008>

- ▶ [How to cite](#)
- ▶ [Complete issue](#)
- ▶ [More information about this article](#)
- ▶ [Journal's webpage in redalyc.org](#)

The Redalyc logo consists of the word 'redalyc.org' in a red, lowercase, sans-serif font. A small red square is positioned above the 'y' in 'redalyc'. To the left of the text, the acronym 'LACEM' is written vertically in a small, black, uppercase font.

Scientific Information System Redalyc

Network of Scientific Journals from Latin America and the Caribbean, Spain and
Portugal

Project academic non-profit, developed under the open access initiative

**ARTÍCULO DE INVESTIGACIÓN
RESEARCH REPORT**

<http://dx.doi.org/10.14482/zp.33.371.334>

The Level of Digital Competence in Education Professionals: The Case of Spanish Physical Education Teachers

*El nivel de competencia digital en profesionales de la
educación: El caso de los educadores físicos españoles*

JESÚS LÓPEZ BELMONTE

Universidad Internacional de Valencia (España)
Email: jesus.lopezb@campusviu.es
Orcid: <https://orcid.org/0000-0003-0823-3370>

SANTIAGO POZO SÁNCHEZ

Universidad de Granada (España).
Email: santiagopozo@correo.ugr.es
Orcid: <https://orcid.org/0000-0001-8125-4990>

ARTURO FUENTES CABRERA

Universidad de Granada (España).
Email: arturofuentes@ugr.es
Orcid: <https://orcid.org/0000-0003-1970-4895>

NIEVES DOMÍNGUEZ CAMPOY

Universidad de Granada (España).
Email: nievesdc@correo.ugr.es

* Este estudio se enmarca en el proyecto CONICYT PIA CIE 160009.



A B S T R A C T

The advances made in society in technology have caused the education sector to be in a process of digitalization. That is why teachers who practice the profession today require digital skills to carry out teaching and learning processes in innovative environments, appropriate to the reality and demands of the students. This study aims to know the degree of digital competence of teachers of the Physical Education area. For its scope, a descriptive and correlational research design has been established by means of a quantitative method. A sample of 236 teachers from the Spanish geography who teach the subject of Physical Education, selected probabilistically by strata, was chosen. As a data collection instrument, a validated and reliable questionnaire was used. The results obtained reflect that this professional group has technological skills of considerable range in each of the areas that articulate the digital teaching competence. Likewise, it is postulated that the scope of such competence depends on the academic degree, the educational stage and the type of centre where they perform their duties.

Palabras clave: ICT, digital competence, educational innovation, teacher training.

R E S U M E N

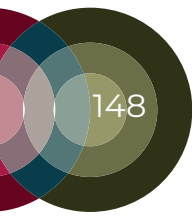
Los avances producidos en la sociedad en materia tecnológica han ocasionado que el ámbito educativo se encuentre en un proceso de digitalización. Es por ello que los docentes que ejercen la profesión hoy en día requieren de competencias digitales para efectuar los procesos de enseñanza y aprendizaje en entornos innovadores, adecuados a la realidad y exigencias de los discentes. El estudio que se presenta toma por objetivo conocer el grado de competencia digital del profesorado de la especialidad de Educación Física. Para su alcance se ha establecido un diseño de investigación descriptivo y correlacional por medio de un método cuantitativo. Se escogió una muestra de 236 docentes de la geografía española que imparten la asignatura de Educación Física, seleccionados probabilísticamente por estratos. Como instrumento de recogida de datos se empleó un cuestionario validado y de fiabilidad pertinente. Los resultados obtenidos reflejan que este colectivo profesional dispone de destrezas tecnológicas de rango considerable en cada una de las áreas que articulan la competencia digital docente. Asimismo, se postula que el alcance de tal competencia depende de la titulación académica, la etapa educativa y el tipo de centro donde desarrollan su cometido.

Keywords: TIC, Competencia digital, innovación educativa, formación del profesorado.

Como citar este artículo:

Pozo Sánchez, S., Fuentes Cabrera, A., Domínguez Campoy, N., & Belmonte, J. (2020). The level of digital competence in education professionals: The case of Spanish physical education teachers *Zona Proxima*, 33, 146-165.

Recibido: 26 de agosto de 2019
Aprobado: 17 de diciembre de 2019



INTRODUCCIÓN

Nowadays, it is undeniable that technology and technological tools occupy great part of people's life. As a result, the field of education is one of the most developed in relation to that, especially, in the processes of teaching and learning in the educational act itself (Rodríguez, Cáceres and Alonso, 2018), allowing the deployment of new pedagogical models and assets to reach efficacy in the students' learning (Camerino and Buscà, 2011).

All this process subjected to technology, fostered by the on-going emergence of technologies associated with information and communication, has caused a change and a constant progress, not only in the search of information but also in other aspects such as personal relationships, problem-solving or the creation of contents of different nature (Arzola, Loya and González, 2017). It is for this reason that Physical Education, discipline that is currently having an increasing scientific relevance (Llopis, 2016), has to be constantly updated in order to equate the technological progress of education paradigms in society (Prat and Camerino, 2012).

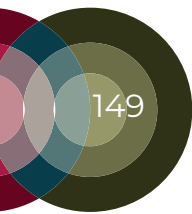
The massive use of technological devices has led to a native digital literacy of the current generations and a constant learning of the rest of the population.

There is an exaggerated growing number of tools, resources and applications, being the digital natives the ones who have known how to adapt with the greatest simplicity to this revolution of technological nature, which comes marked by the progress in these years (Area, 2015).

For all this, ICT tools are causing a revolution at all levels in the educational field, accomplishing a fleeting but necessary education of methodologies and education paradigms, and they are also adapting to the needs of students who occupy the classrooms in education centres at this technological stage. (Viñals and Cuenca, 2016).

On the basis of the current educational legislation, Organic Law 8/2013, 9th December, which establishes the improvement of the quality of education (henceforth LOMCE), it is stated that these ICTs must be present in the different subjects of the curriculum which play a part in the official curricula. Moreover, they are an indispensable part of a positive development in the teaching process, used by teachers, and in the learning process, used properly by students.

In the light of the above considerations, ICTs have produced a pedagogical change that can lead to a type of learning, which is in general deeper and interactive, encouraging true technological experiences thanks to technology, as recognized experts in this field believe, for instance, Cabero and Barroso (2018).



Jesús López Belmonte, Santiago Pozo Sánchez,
Arturo Fuentes Cabrera, Nieves Domínguez Campoy

The emergence of these ICTs has not only meant easier access to contents, but they have also produced several benefits regarding content and knowledge transmission on the part of teachers. ICTs allow students to be able to reach a greatest meaningful learning, taking into account each one's individualities and distinctive features (Maquilón, Mirete and Avilés, 2017). All this, turns into a process which concludes in very high indicators (González, Perdomo and Pascuas, 2017), in a more dynamic learning (Medellín and Gómez, 2018) and in a more active and prominent role on the part of the students (Mingorance, Trujillo, Cáceres and Torres, 2017), causing them to be more motivated in their daily task (Laskaris, Kalogiannakis and Heretakis, 2017).

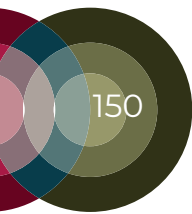
Teachers, it could not be otherwise, have in this variety of pedagogical innovations associated to technology a way of reaching higher dynamics in their task, an accurate way of improving and updating educational processes, paying attention to what is demanded by society nowadays (Murrillo and Krichesky, 2015). It is for this reason that the progress of all these methodologies based on technology is undeniable, and therefore, it is necessary to be included in the classrooms these days (Kumar and Kumar, 2018).

We cannot deny that, as any revolution of educational nature, it has created a concern in teachers, as they see themselves submitted to an instructional process in order to develop their digital competences against digital natives to whom they teach (Moreno, López and Leiva, 2018). Due to this change in education, it is required a teacher training adapted to these technologies and a technological and pedagogical updating of the skills and knowledge in the digital field needed by teachers in order to perform their work in this digital era (Aznar, Cáceres, Trujillo and Romero, 2019).

In order to reveal all concerning with the aim of this investigation, recent literature about teacher's digital competence has been examined. According to Avitia and Uriarte (2017), it is a concept in constant evolution, as well as technology and its way of integration in the educative field.

These opinions are similar to the ones of Castañeda, Esteve and Adell (2018); and Lázaro, Gisbert and Silva (2018), who believe that teachers' digital competence must be based on the capacities and skills that should be acquired by teachers in order to achieve a full integration of these tools and concepts, as well as to use digital resources satisfactorily in the training development of the students they teach.

As Durán, Gutiérrez and Prendes (2016, 529) point out, teachers are considered competent at the technological level when they are able to: organise, distinguish and choose optimally documental information; intervene and interact in developmental areas and knowledge dissemination; optimally choose and use the relevant technological and digital resources; produce exercises related



with problem solving: managing tools taking into account the contextual characteristics of the learning place.


As usual, all this is seen from the pedagogical viewpoint of this technology in order to achieve a higher development of the student, and develop the maximum potential of the digital media in the educational field (Cabero, 2017; Rodríguez and Pedraja, 2017).

The National Institute of Educational Technologies and Teachers Training, henceforth INTEF, with the aim of regularising and standardising the professional competence skills at the technological level that a teacher should gather in education nowadays, has established five areas to articulate teachers' digital competence. These are set up in the following manner: Information literacy; Communication and collaboration; Digital contents creation; Safety; Problem-solving (INTEF, 2017).

Everything stated up to now, contrasts in some cases with reality. Some studies, in spite of the importance of technology in the classrooms, contrast that a lot of teachers do not have sufficient training so as to confront their functions effectively. Furthermore, it is stated that they are not able to use the innovative tools around them successfully, which are both current and ephemeral tools. That is evidenced by researches that shed light on these deficits, generating worrisome data such as lack of attitude and training (Padilla, 2018), as well as a scant knowledge of the areas that define digital competence in ICTs field (Morán, Cardoso, Cerecedo and Ortíz, 2015), which favour low skill levels ICTs (Afanador 2017; Falcó, 2017; Fernández and Fernández, 2016; Fernández, Leiva and López, 2018; López, Pozo, Vázquez y López, 2020; Pozo, López, Fernández y López, 2020; López, Pozo, Fuentes y Trujillo, 2019; López, Moreno, Pozo y López 2020).

It would be typical to think that the fact previously described takes place in teachers who are current employees, but this is not the case since a lot of future teachers, who are now students in the university classrooms, also lack the mentioned competences. Therefore, this makes us believe that teacher training in university betray a lack of digital training in the future teacher (Leiva and Moreno, 2015).

Furthermore, it has been found in literature that one of the reasons for lacking interest and ICTs inclusion in Physical Education is the insufficient temporary dedication of the subject in the current syllabus as well as the fear to reduce students' motor time (Prat, Camerino and Coiduras, 2013; Hinojo, López, Fuentes, Trujillo y Pozo, 2020). In addition to the fear of leaving the comfort zone and creating and experiencing new ways and experiences of learning (Valderrama, 2018).



Jesús López Belmonte, Santiago Pozo Sánchez,
Arturo Fuentes Cabrera, Nieves Domínguez Campoy

As Cabero and Ruiz (2018) state, this produces a rift between teachers and students, since the first ones are considered digital immigrants, being the second ones native of this 'digital language'. According to López and Bernal (2018), the development of digital competence is assumed as something necessary and essential which has to meet the needs of native digital students who require an education development based on technology, and this, in turn, results in multiple ways of teaching and developments which form part of education.

One of the mainstream which has most emerged and developed in recent years is mobile learning (Fombona, Pascual and González, 2017), which emphasises mobile learning, based on the use of different electronic devices bringing ubiquity to the learning process, which is produced in any space-time (Brazuelo and Gallego, 2014) and in different digital and interactive means (Ramírez and García, 2017).


Due to mobile learning, an approach arises, which can be renamed as mixed since it is framed in blended learning, alternating between face-to-face learning in physical spaces and learning in virtual environments (Esparaza, Salinas and Glasserman, 2016). This is nowadays one of the tools or mainstream which has the greatest usefulness (Islas, 2016), that is not the same as a type of learning that we can consider as more effective (Fernández, Fernández and Rodríguez, 2018).

This study focuses on recognising the level of digital competence in teachers so as to perform emerging and active methodologies in Physical Education sessions. From this heading derive the following specific objectives:

- Determining the level of teachers' digital competence on its five areas.
- Specifying the degree of digital competence in teachers depending on the educational centre.
- Discovering teachers' digital competence according to the educational stage in which they perform their job.
- Knowing the level of digital competence on the basis of teachers' academic qualifications.

METHODOLOGY

In order to accomplish this work, it has been deployed a design of non-experimental research, which is descriptive and correlational throughout a quantitative method, following methodological guidelines of experts such as Hernández, Fernández and Baptista (2014).



SAMPLE OF PARTICIPANTS

In this research, a total of 236 Spanish teachers (154 men and 82 women, with an average age of 36 years) have participated in Physical Education speciality. These professionals have been chosen through a stratified random sampling, by means of the statistical considerations of Bisquerra (2004).

In table 1, the characteristics study subjects are shown.

Table 1. Involved teachers

Educational centre	Educational stage	Academic qualification
Public: 126	Primary: 180	Certification course: 142
Private: 48	Secondary: 46	Bachelor's degree: 52
Charter: 62	Baccalaureate: 10	Undergraduate Degree: 39
		Doctorate: 3

Source: Authors' own formulation.


INSTRUMENT

In order to carry out the process of collecting data, a questionnaire of nature ad hoc has been used, made taking into account the requirements of research (Alaminos and Castejón, 2006). The questionnaire is made up of 48 items that are classified in 3 dimensions, which are the following ones:

- Social (SOC): 6 items.
- Digital skills (DS): 34 items.
- Active methodologies (AM): 8 items.

Most of the questions are presented with a response format Likert type on a rating scale from 1 to 4 (1-nothing, 2-little, 3-enough and 4-totally). Others, such as the ones included in dimension SD, follow a closed selection format.

The questionnaire was authenticated at a quality level by means of experts' judgement (Escobar and Cuervo, 2008) formed by 12 specialists in Physical Education and educational technology



Jesús López Belmonte, Santiago Pozo Sánchez,
Arturo Fuentes Cabrera, Nieves Domínguez Campoy

belonging to different universities in Spanish territory (Granada, Seville, Zaragoza and Alicante). The feedback given by these experts was useful for optimising the instrument.

Subsequently, an analysis of the main components (ACP) was accomplished for data reduction without causing the loss of relevant and pertinent information for the research. All this, through Kaiser-Meyer-Olkin (KMO) test and Bartlett’s sphericity test, achieving $p=0.904$ y $p=0.0005$, consecutively, revealing an appropriate ACP. Likewise, a rotation was performed, Promax oblique type with Kaiser standardisation, in order to foster data interpretation in relation to the suggestions of Pérez (2005).

Straightaway, the internal consistency was located by means of the statistician Alpha of Cronbach, reaching high levels of α values –according to the criteria ($\alpha>0.8$) established by McMillan and Schumacher (2005)– as it is shown in table 2.

Table 2. Alpha of Cronbach

Dimension	SOC	DS	AM	Instrument average
α value	0.827	0.866	0.854	0.849

Source: Authors’ own formulation.

Finally, with the aim of reducing the investigative bias and avoiding problems of items comprehension, a demonstration on an independent sample was performed ($n=35$) to the subjects of this study, following the guidance of Corral (2009).

STUDY VARIABLES

Hereafter, in table 3, the variables analysed in this research are shown with their respective nomenclatures, so as to facilitate the reading and comprehension of the work.

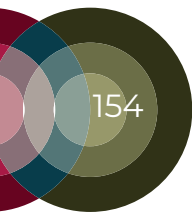



Table 3. Set of variables analyzed in the study

Statement	Nomenclature
Teachers' digital competence	TDC
Information and information literacy	AREA1
Communication and cooperation	AREA2
Creation of digital contents	AREA3
Safety	AREA4
Problem solving in digital environments	AREA5
Type of centre where this profession is carried out	TYPCEN
Educational system centre that has public subsidies	PUBLI
Educational system centre that is privately owned	PRIV
Educational system centre that is privately owned and subsidised	CHART
Educational stage in which teaching takes place	STAG
Primary Education	PRIM
Secondary Education	SECON
Baccalaureate	BACC
Teacher's academic qualification	TEACQ
Certificate	CERT
Bachelor's degree	BACHEL
Undergraduate degree	UNDERG
Doctorate	DOC

Source: Authors' own formulation.

PROCEDURE

This research started in October, 2018. After analysing the database at educational centres (<https://www.educacion.gob.es/centros/home.do>) provided by the Ministry of Education and Vocational Training, a probability sampling by strata was executed, with the intention of obtaining a representative sample of each Autonomous Community and City, the type of centre and the educational stage.



Jesús López Belmonte, Santiago Pozo Sánchez,
Arturo Fuentes Cabrera, Nieves Domínguez Campoy

One of the educational centres in each region was chosen; the first contacts with the corresponding school leaders were established with the aim of explaining briefly the objectives of the study and engaging the participation of the teachers of the Physical Education department. When a first agreement of cooperation was reached –at a later date–some videoconferences were executed to detail and explain deeply the purposes of inquiry. Likewise, these virtual meetings were useful to solve the doubts of the different entities involved, apart from guaranteeing them the anonymity of the information extracted so as to –in this way –achieve a higher impartiality of the data.

The process of data collection was made telematically, by means of a digitalised questionnaire, favouring the shipment, reception and filling of the instrument. A period of 3 weeks was established to fill the items. During this time, researchers were solving the participants' little doubts through an asynchronous communication, via e-mail.

Once the information was collected, it was prepared to be transferred to the statistical specialised programme, with the objective of performing a deep analysis of each variable presented.

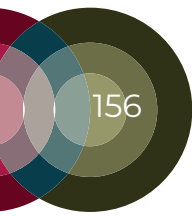
Data analysis

Statistical methods such as the mean (M), standard deviation (DT), Pearson's symmetry coefficient (CA_p) and Fisher's pointing coefficient (CA_f) were used, as well as Pearson's Chi-square (χ^2) for the comparison between variable and Cramer's V test (V_{Cramer}) to determine their association degree.

The software used for the statistical analysis of the data obtained has been the *Statistical Package for the Social Sciences* (SPSS) v.22, considering $p < 0.05$ as a statistically significant difference.

ANALYSIS OF RESULTS

The data analysis has delivered certain central levels and others superior to the average of each area that make up teachers' digital competence in Physical Education (table 4). Peculiarly, these professionals have a higher level of competence rate in relation to information and information literacy as well as in communication and cooperation between the different entities involved in the teaching-learning process. Regarding the statistical methods used (CA_p and CA_f), a certain degree of the 'platty - kurtic dome-shaped' pointing of the asymmetric distribution in the data presented has been found.



Jesús López Belmonte, Santiago Pozo Sánchez,
Arturo Fuentes Cabrera, Nieves Domínguez Campoy

Table 4. Results obtained in teachers' digital competence areas

	Likert scale n (%)				Parameters			
	Nothing	Little	Enough	Totally	M	DT	CAP	CAF
AREA1	18 (7.63)	36 (15.25)	97 (41.1)	85 (36.01)	3.05	0.902	-0.731	2.276
AREA2	15 (6.35)	32 (13.56)	91 (38.56)	98 (41.52)	3.15	0.884	-0.853	2.434
AREA3	50 (21.18)	74 (31.35)	79 (33.47)	33 (13.98)	2.4	0.971	0.039	1.443
AREA4	32 (13.56)	85 (36.02)	92 (38.98)	27 (11.44)	2.48	0.865	-0.045	1.713
AREA5	36 (15.25)	73 (30.93)	87 (36.86)	40 (16.95)	2.55	0.943	-0.098	1.647

Source: Authors' own formulation.


Concerning the determination of the educational centre in which these professionals carry out their teaching duties about teachers' digital competence under consideration, table 5 reveals that professionals of the Physical Education field in private and charter schools stand out in the area related to digital content creation, taking into account the values $p < 0.05$ and with a high strength of association, determined by the test results $V_{\text{Cramer}} > 0.6$.

Likewise, the area related to safety has illustrated statistical significance, revealing that Physical Education teachers in charter centres show better skills in this area of the digital competence in comparison with the rest of educational centres, however, with a slight strength of association according to the value of test V_{Cramer} .

Table 5. Association between variables TYPHEN-TDC

Likert	Type of centre n (%)			$\chi^2(\text{gl})$	Parámetros		
	PUBLIC	PRIVATE	CHART		p-value	Cont.	V_{Cramer}
AREA1				1.41(6)	0.965	0.077	0.109
Nothing	9 (3.81)	4 (1.69)	5 (2.12)				
Little	18 (7.62)	8 (3.39)	10 (4.23)				
Enough	51 (21.61)	22 (9.32)	24 (10.17)				
Totally	48 (20.34)	14 (5.93)	23 (9.74)				

Continue...




Jesús López Belmonte, Santiago Pozo Sánchez,
Arturo Fuentes Cabrera, Nieves Domínguez Campoy

	Type of centre n (%)			Parámetros			
AREA2				1,73(6)	0.942	0.085	0.121
Nothing	8 (3.39)	3 (1.27)	4 (1.69)				
Little	17 (7.2)	8 (3.39)	7 (2.96)				
Enough	51 (21.61)	15 (6.35)	25 (10.59)				
Totally	50 (21.18)	22 (9.32)	26 (11.01)				
AREA3				45,71(6)	<0.001	0.403	0.622
Nothing	35 (14.83)	7 (2.96)	8 (3.39)				
Little	56 (23.72)	8 (3.39)	10 (4.23)				
Enough	29 (12.28)	21 (8.89)	29 (12.28)				
Totally	6 (2.54)	12 (5.08)	15 (6.35)				
AREA4				18,11(6)	0.006	0.267	0.392
Nothing	17 (7.2)	9 (3.81)	6 (2.54)				
Little	53 (22.45)	19 (8.05)	13 (5.5)				
Enough	48 (20.33)	12 (5.08)	32 (13.56)				
Totally	8 (3.39)	8 (3.39)	11 (4.66)				
AREA5				3,13(6)	0.793	0.114	0.163
Nothing	17 (7.2)	9 (3.81)	10 (4.23)				
Little	31 (13.13)	15 (6.35)	21 (8.89)				
Enough	46 (19.49)	18 (7.62)	23 (9.74)				
Totally	26 (11.01)	6 (2.54)	8 (3.39)				

Source: Authors' own formulation.

Regarding the influence between the educational stage in which professionals teach and teachers' digital competence (table 6), the data has shown statistical significant differences in area 3 (taking into consideration the figure obtained in p -value), related to digital contents creation, being teachers belonging to secondary education and baccalaureate the ones who portray better skills, as well as a high level of association reflected on the specialised statistical method ($V_{\text{Cramer}} > 0.6$).




Jesús López Belmonte, Santiago Pozo Sánchez,
Arturo Fuentes Cabrera, Nieves Domínguez Campoy

Table 6. Association between variables STAG-TDC

Likert	Educational stage n (%)			Parameters			
	PRIM	SECON	BACC	χ^2 (gl)	p-value	Cont.	VCramer
AREA1				0.75(6)	0.993	0.056	0.079
Nothing	13 (5.5)	4 (1.69)	1 (0.42)				
Little	26 (11.01)	8 (3.39)	2 (0.84)				
Enough	75 (31.78)	18 (7.62)	4 (1.69)				
Totally	66 (27.96)	16 (6.78)	3 (1.27)				
AREA2				6.07(6)	0.416	0.158	0.227
Nothing	10 (4.23)	3 (1.27)	2 (0.84)				
Little	21 (8.89)	9 (3.81)	2 (0.84)				
Enough	71 (30.08)	17 (7.2)	3 (1.27)				
Totally	78 (33.05)	17 (7.2)	3 (1.27)				
AREA3				54.01(6)	<0.001	0.432	0.677
Nothing	46 (19.49)	3 (1.27)	1 (0.42)				
Little	68 (28.81)	5 (2.12)	1 (0.42)				
Enough	55 (23.3)	21 (8.89)	3 (1.27)				
Totally	11 (4.66)	17 (7.2)	5 (2.12)				
AREA4				1.01(6)	0.985	0.065	0.093
Nothing	25 (10.59)	6 (2.54)	1 (0.42)				
Little	66 (27.96)	16 (6.78)	3 (1.27)				
Enough	69 (29.23)	19 (8.05)	4 (1.69)				
Totally	20 (8.47)	5 (2.12)	2 (0.84)				
AREA5				3.54(6)	0.739	0.121	0.173
Nothing	30 (12.71)	4 (1.69)	2 (0.84)				
Little	55 (23.30)	15 (6.35)	3 (1.27)				
Enough	63 (26.69)	21 (8.98)	3 (1.27)				
Totally	32 (13.56)	6 (2.54)	2 (0.84)				

Source: Authors' own formulation.



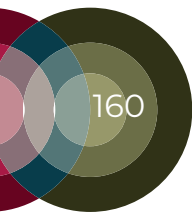
Jesús López Belmonte, Santiago Pozo Sánchez,
Arturo Fuentes Cabrera, Nieves Domínguez Campoy

Concerning the influence between the academic qualification of the analysed teachers and their digital competence, table 7 shows statistical significant differences in area 1, related to information and information literacy and in area 4, similar to teachers' safety in digital environments ($p < 0.05$), with a moderate degree of association as the test V_{Cramer} value indicates. In a higher level of specification, teachers who own a bachelor's degree show greater skills in area 1 and the ones who own a doctorate show better evaluations in digital safety.

Table 7. Association between variables TEACQ-TDC.

Likert	Academic qualification n (%)				Parameters			
	Certificate	Bachelor's degree	Undergraduate degree	Doctorate	$\chi^2(\text{gl})$	p-value	Cont.	V_{Cramer}
AREA1					25.82(9)	0.002	0.314	0.573
Nothing	12 (5.08)	1 (0.42)	4 (1.69)	1 (0.42)				
Little	27 (11.44)	2 (0.84)	5 (2.12)	2 (0.84)				
Enough	63 (26.69)	17 (7.2)	15 (6.35)	2 (0.84)				
Totally	35 (14.83)	32 (13.56)	15 (6.35)	3 (1.27)				
AREA2					2.7(9)	0.975	0.106	0.185
Nothing	8 (3.39)	4 (1.69)	2 (0.84)	1 (0.42)				
Little	19 (8.05)	7 (2.96)	5 (2.12)	1 (0.42)				
Enough	56 (23.72)	20 (8.47)	12 (5.08)	3 (1.27)				
Totally	54 (22.88)	21 (8.89)	20 (8.47)	3 (1.27)				
AREA3					10.85(9)	0.286	0.210	0.371
Nothing	33 (13.98)	9 (3.81)	7 (2.96)	1 (0.42)				
Little	42 (17.79)	17 (7.2)	14 (5.93)	1 (0.42)				
Enough	46 (19.49)	18 (7.62)	13 (5.5)	2 (0.84)				
Totally	16 (6.78)	8 (3.39)	5 (2.12)	4 (1.69)				
AREA4					21.86(9)	0.009	0.291	0.527
Nothing	19 (8.05)	8 (3.39)	5 (2.12)	0 (0)				
Little	51 (21.61)	19 (8.05)	14 (5.93)	1 (0.42)				
Enough	54 (22.88)	20 (8.47)	16 (6.78)	2 (0.84)				
Totally	13 (5.5)	5 (2.12)	4 (1.69)	5 (2.12)				

Continue...



AREA5	Academic qualification n (%)					Parameters		
						15.56(9)	0.077	0.249
Nothing	23 (9.74)	8 (3.39)	5 (2.12)	0 (0)				
Little	42 (17.79)	17 (7.2)	14 (5.93)	0 (0)				
Enough	49 (20.76)	19 (8.05)	16 (6.78)	3 (1.27)				
Totally	23 (9.74)	8 (3.39)	4 (1.69)	5 (2.12)				

Source: Authors' own formulation.

DISCUSSION

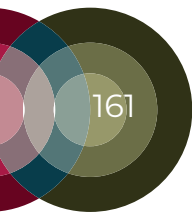
Taking into consideration the results obtained, the level of teachers' digital competence in Physical Education is quantified in medium-high, highlighting, particularly, the competences related to information and information literacy as well as communication and cooperation. This situation matches with the specific characteristics of a digital world in which our society is immersed (Arzola, Loya and González, 2017; Rodríguez, Cáceres and Alonso, 2018). That is, a sociological context in which both competences are addressed in everyday life and on a daily basis, thus, it makes sense that those situations interwoven and linked to everyday nature are strengthened in the learning spaces.

In this way, the investigations of the present study are far from the inquiries reached in previous ones in which the existence of worrisome data about teachers training in that competence subject is confirmed (Afanador 2017; Falcó, 2017; Fernández and Fernández, 2016; Fernández, Fernández and Rodríguez, 2018; Morán, Cardoso, Cerecedo and Ortiz, 2015; Padilla, 2018). Therefore, given the levels reached by the study sample, an optimistic outlook is foreseen, which will allow to develop the potential of the digital media in the Physical Education field (Cabero, 2017; Rodríguez and Pedraja, 2017).

Also, the recent literature consulted (Fuentes, López y Pozo, 2019) reveals that there are differences between teachers in different schools and educational levels, as has been found in this study.

CONCLUSIONS

In a higher level of conclusive specification, giving prominence to the verified investigations regarding the reviewed associative relations, it is concluded that Physical Education teachers who



teach in independent and semi-independent schools show a higher competence level in digital contents creation in comparison with state schools. Likewise, it has been checked that the level of teachers at charter schools regarding digital safety is superior to the level of teachers at public or private education.

Following with the reviewed associative relations, it is concluded that the involved teachers at secondary stages and baccalaureate show higher levels regarding digital contents creation. On the other hand, concerning the academic qualifications of the involved teachers, it is concluded that bachelor's degree and doctorate qualifications are associated with higher competence levels in relation to information and information literacy, as well as digital safety, respectively.

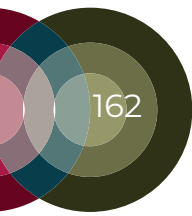
In short, it is determined that the level of digital competence of Physical Education teachers varies depending on the school and the educational stage where they develop their teaching profession.

One of the limitations found in the present work is related with the characteristics of the study sample. The conclusions obtained in the associative study between teachers' digital competence and the academic qualifications of the study sample must be considered cautiously, since the proportion of the sample regarding population is limited, and its significance, therefore, arguable, particularly, in the associative study of the doctorate academic qualification.

As a future line of research, it is considered to extend the sample scope so as to carry out a study with higher population expansion, with a possible stratification by regions. In this way, transfer to practice in the present study will be fostered, endeavouring to serve as a reference point to know the strengths, weaknesses and opportunities of the teacher training in digital competence. Thus, educational centres and public institutions could make an optimal planning and management of the teachers training schemes of Physical Education in particular, and teachers of any area in general.


REFERENCES

- Afanador, H. A. (2017). Estado actual de las competencias TIC de docentes. *Puente*, 9(2), 23-32.
- Alaminos, A., y Castejón, J. L. (2006). *Elaboración, análisis e interpretación de encuestas, cuestionarios y escalas de opinión*. Alicante: Marfil.
- Area, M. (2015). La alfabetización digital y la formación de la ciudadanía del siglo XXI. *Revista Integra Educativa*, 7(3), 21-33.
- Arzola, D., Loya, C., y González, A. (2017). El trabajo directivo en educación primaria: liderazgo, procesos participativos y democracia escolar. *IE Revista De Investigación Educativa De La REDIECH*, 7(12), 35-41.




Jesús López Belmonte, Santiago Pozo Sánchez,
Arturo Fuentes Cabrera, Nieves Domínguez Campoy

- Avitia, P., y Uriarte, I. (2017). Evaluación de la habilidad digital de los estudiantes universitarios: estado de ingreso y potencial educativo. *EDUtec. Revista Electrónica de Tecnología Educativa*, (61), 1-13.
- Aznar, I., Cáceres, M. P., Trujillo, J. M., y Romero, J. M. (2019). Impacto de las apps móviles en la actividad física: un meta-análisis. *Retos*, (36), 52-57.
- Bisquerra, R. (2004). *Metodología de la investigación educativa*. Madrid: La Muralla.
- Brazuelo, F., y Gallego, D. (2014). Estado del Mobile Learning en España. *Educación en Revista*, (4), 99-128.
- Cabero, J. (2017). La formación en la era digital: ambientes enriquecidos por la tecnología. *Revista Gestión de la Innovación en Educación Superior*, 2(2), 41-64.
- Cabero, J., y Barroso, J. (2018). Los escenarios tecnológicos en Realidad Aumentada (RA): posibilidades educativas en estudios universitarios. *Aula Abierta*, 47(3), 327-336.
- Cabero, J., y Ruiz, J. (2018). Las Tecnologías de la Información y Comunicación para la inclusión: reformulando la brecha digital. *International Journal of Educational Research and Innovation. IJERI*, (9), 16-30.
- Camerino, O., y Buscà, F. (2011). Las tecnologías de la información y la comunicación (TIC) en la formación de los graduados en Ciencias de la Actividad Física y el Deporte, el e-diario académico. *Apunts. Educación Física y Deportes*, (104), 28-36.
- Castañeda, L., Esteve, F., y Adell, J. (2018). ¿Por qué es necesario repensar la competencia docente para el mundo digital? *RED. Revista de Educación a Distancia*, (56), 1-20. <https://doi.org/10.6018/red/56/6>
- Corral, Y. (2009). Validez y confiabilidad de los instrumentos de investigación para la recolección de datos. *Revista Ciencias de la Educación*, 19(33), 228-247.
- Durán, M., Gutiérrez, I., y Prendes, M. P. (2016). Certificación de la competencia del profesorado universitario. Diseño y validación de un instrumento. *Revista Mexicana de Investigación Educativa*, 21(69), 527-556.
- Escobar, J., y Cuervo, A. (2008). Validez de contenido y juicio de expertos: una aproximación a su utilización. *Avances en medición*, 6(1), 27-36.
- Esparaza, M. C., Salinas, V., y Glasserman, L. (2016). La gestión del aprendizaje en la modalidad b-learning frente a la modalidad presencial en la enseñanza de la gramática inglesa. *Apertura*, 7(2), 1-10.
- Falcó, J. M. (2017). Evaluación de la competencia digital docente en la Comunidad Autónoma de Aragón. *Revista electrónica de investigación educativa*, 19(4), 73-83.
- Fernández, F. J., y Fernández, M. J. (2016). Los docentes de la Generación Z y sus competencias digitales. *Comunicar*, 24(46), 97-105.
- Fernández, F. J.; Fernández, M. J., y Rodríguez, J. M. (2018). El proceso de integración y uso pedagógico de las TIC en los centros educativos madrileños. *Educación XX1*, 21(2), 395-416.




Jesús López Belmonte, Santiago Pozo Sánchez,
Arturo Fuentes Cabrera, Nieves Domínguez Campoy

- Fernández, E., Leiva, J. J., y López, E. (2018). Competencias digitales en docentes de Educación Superior. *Revista Digital de Investigación en Docencia Universitaria*, 12(1), 213-231.
- Fombona, J., Pascual, M. A., y González, M. (2017). M-learning y realidad aumentada: Revisión de literatura científica en el repositorio WoS. *Comunicar*, 25(52), 63-72.
- Fuentes, A., López, J., y Pozo, S. (2019). Análisis de la competencia digital docente: Factor clave en el desempeño de pedagogías activas con Realidad Aumentada. *REICE: Revista Iberoamericana sobre Calidad, Eficacia y Cambio en Educación*, 17(2), 27-42.
- González, M. A., Perdomo, K. V., y Pascuas, Y. S. (2017). Aplicación de las TIC en modelos educativos blended learning: Una revisión sistemática de literatura. *Sophia*, 13(1), 144-154.
- Hernández, R., Fernández, C., y Baptista, M. P. (2014). *Metodología de la investigación*. Madrid: McGraw Hill.
- Hinojo, F. J., López, J., Fuentes, A., Trujillo, J. M., & Pozo, S. (2020). Academic Effects of the Use of Flipped Learning in Physical Education. *International Journal of Environmental Research and Public Health*, 17(1), 1-14. <https://doi.org/10.3390/ijerph17010276>
- INTEF (2017). *Marco de Competencia Digital*. Madrid: Ministerio de Educación, Ciencia y Deportes.
- Islas, C. (2016). Representaciones sociales de estudiantes universitarios acerca del b-learning: un análisis de contenido. *Revista de Educación a Distancia*, (51), 2-19.
- Kumar, A., and Kumar, G. (2018). The Role of ICT in Higher Education for the 21st Century: ICT as A Change Agent for Education. *Multidisciplinary Higher Education, Research, Dynamics & Concepts: Opportunities & Challenges For Sustainable Development*, 1(1), 76-83.
- Laskaris, D., Kalogiannakis, M., and Heretakis, E. (2017). Interactive evaluation of an e-learning course within the context of blended education. *International Journal of Technology Enhanced Learning*, 9(4), 339-353.
- Lázaro, J. L., Gisbert, M., y Silva, J. E. (2018). Una rúbrica para evaluar la competencia digital del profesor universitario en el contexto latinoamericano. *EDUTEC. Revista Electrónica de Tecnología Educativa*, (63), 1-14. <https://doi.org/10.21556/edutec.2018.63.1091>
- Leiva, J. J., y Moreno, N. M. (2015). Recursos y estrategias educativas basadas en el uso de hardware de bajo coste y software libre: una perspectiva pedagógica intercultural. *Revista científica electrónica de Educación y Comunicación en la Sociedad del Conocimiento*, 15(1), 37-50.
- Ley Orgánica 8/2013, de 9 de diciembre, para la mejora de la calidad educativa. *Boletín Oficial del Estado*. Madrid, 10 de diciembre de 2013, núm. 295, 1-64.
- Llopis, R. (2016). Deporte, medios de comunicación y sociedad. *RICYDE. Revista Internacional de Ciencias del Deporte*, 12(44), 86-89. <https://doi.org/10.5232/ricyde2016.044ed>
- López, M., y Bernal, C. (2018). El perfil del profesorado en la Sociedad Red: reflexiones sobre las competencias digitales de los y las estudiantes en Educación de la Universidad de Cádiz. *International Journal of Educational Research and Innovation*. *IJERI*, (11), 83-100.



Jesús López Belmonte, Santiago Pozo Sánchez,
Arturo Fuentes Cabrera, Nieves Domínguez Campoy

- López, J., Pozo, S., Vázquez, E., & López, E. (2020). Análisis de la incidencia de la edad en la competencia digital del profesorado preuniversitario español. *Revista Fuentes*, 22(1), 75-87.
- López, J., Pozo, S., Fuentes, A., & Trujillo, J. M. (2019). Analytical competences of teachers in big data in the era of digitalized learning. *Education Sciences*, 9(3), 1-13. <https://doi.org/10.3390/educsci9030177>
- López, J., Moreno, A. J., Pozo, S., & López, J. A. (2020). Efecto de la competencia digital docente en el uso del *blended learning* en formación profesional. *Investigación Bibliotecológica: archivonomía, bibliotecología e información*, 34(83), 187-205. <http://dx.doi.org/10.22201/iibi.24488321xe.2020.83.58147>
- Maquilón, J. J., Mirete, A. B., y Avilés, M. (2017). La Realidad Aumentada (RA). Recursos y propuestas para la innovación educativa. *Revista Electrónica Interuniversitaria de Formación del Profesorado*, 20(2), 183-204.
- McMillan, J. H., y Schumacher, S. (2005). *Investigación educativa*. Madrid: Pearson.
- Medellín, M. L., y Gómez, J. A. (2018). Uso de las TIC como estrategia de mediación para el aprendizaje de la lectura en educación primaria. *Gestión, Competitividad e innovación*, 6(1), 12-21.
- Mingorance, A. C., Trujillo, J. M., Cáceres, M. P., y Torres, C. (2017). Mejora del rendimiento académico a través de la metodología de aula invertida centrada en el aprendizaje activo del estudiante universitario deficiencias de la educación. *Journal of Sport and Health Research*, 9(1), 129-136.
- Morán, R., Cardoso, E. O., Cerecedo, M. T., y Ortíz, J. C. (2015). Evaluación de las Competencias Docentes de Profesores Formados en Instituciones de Educación Superior: El Caso de la Asignatura de Tecnología en la Enseñanza Secundaria. *Formación Universitaria*, 8(3), 57-64. <https://doi.org/10.4067/S0718-50062015000300007>
- Moreno, N., López, E., y Leiva, J. (2018). El uso de tecnologías emergentes como recursos didácticos en ámbitos educativos. *International Studies on Law and Education*, 29(30), 131-146.
- Murillo, F. J., y Krichesky, G. J. (2015). Mejora de la Escuela: Medio siglo de lecciones aprendidas. *REICE. Revista Iberoamericana sobre Calidad, Eficacia y Cambio en Educación*, 13(1), 69-102.
- Padilla, S. (2018). Usos y actitudes de los formadores de docentes ante las TIC. Entre lo recomendable y la realidad de las aulas. *Apertura*, 10(1), 132-148. <https://doi.org/10.18381/ap.v10n1.1107>
- Pérez, C. (2005). *Métodos estadísticos avanzados con SPSS*. Madrid: Thomson.
- Pozo, S., López, J., Fernández, M., & López, J. (2020). Análisis correlacional de los factores incidentes en el nivel de competencia digital del profesorado. *Revista Electrónica Interuniversitaria de Formación del Profesorado*, 23(1), 143-159. <https://doi.org/10.6018/reifop.396741>
- Prat, Q., y Camerino, O. (2012). Las tecnologías del aprendizaje el conocimiento (TAC) en la educación física, la WebQuest como recurso didáctico. *Apunts. Educación Física y Deportes*, 3(109), 44-53.
- Prat, Q., Camerino, O., y Coiduras, J. L. (2013). Introducción de las TIC en educación física. Estudio descriptivo sobre la situación actual. *Apunts. Educación Física y Deportes*, (113), 37-44.
- Ramírez, M., y García, F. (2017). La integración efectiva del dispositivo móvil en la educación y en el aprendizaje. *RIED. Revista Iberoamericana de Educación a Distancia*, 20(2), 29-47.



Jesús López Belmonte, Santiago Pozo Sánchez,
Arturo Fuentes Cabrera, Nieves Domínguez Campoy

- Revuelta, F. I. (2011). Competencia digital: desarrollo de aprendizajes con mundos virtuales en la escuela 2.0. *EDUTEC. Revista Electrónica de Tecnología Educativa*, (37), 1-14.
- Rodríguez, A. M., Cáceres, M. P., and Alonso, S. (2018). The digital competence of the future teacher: bibliometric analysis of scientific productivity indexed in Scopus. *International Journal of Educational Research and Innovation. IJERI*, (10), 317-333.
- Rodríguez, E., y Pedraja, L. (2017) Relación entre el liderazgo transformacional y el clima orientado al servicio de los estudiantes: Evidencia exploratoria desde Chile. *Interciencia*, 42(10), 633-640.
- Valderrama, E. (2018). Estado del arte: Análisis e interpretación de las conclusiones de estudios relacionados con educación física. *Zona Próxima*, 28, 29-41.
- Viñals, A., y Cuenca, J. (2016). El rol del docente en la era digital. *Revista Interuniversitaria de Formación del Profesorado*, 30(2), 103-114.