



Acta Agronómica

ISSN: 0120-2812

actaagronomica@palmira.unal.edu.co

Universidad Nacional de Colombia

Colombia

Quezada Crespo, Carlos Julio; Carrillo Zenteno, Manuel Danilo; Morales Intriago, Fátima Lourdes; Carrillo Alvarado, Rómulo Alcides
Nutrient critical levels and availability in soils cultivated with peach palm (*Bactris gasipaes* Kunth.) in Santo Domingo de Los Tsáchilas, Ecuador
Acta Agronómica, vol. 66, núm. 2, 2017, pp. 235-240
Universidad Nacional de Colombia
Palmira, Colombia

Available in: <http://www.redalyc.org/articulo.oa?id=169950127013>

- How to cite
- Complete issue
- More information about this article
- Journal's homepage in redalyc.org

redalyc.org

Scientific Information System

Network of Scientific Journals from Latin America, the Caribbean, Spain and Portugal

Non-profit academic project, developed under the open access initiative



Nutrient critical levels and availability in soils cultivated with peach palm (*Bactris gasipaes* Kunth.) in Santo Domingo de Los Tsáchilas, Ecuador

Valores críticos de nutrientes y disponibilidad en suelos cultivados con palmito (*Bactris gasipaes* Kunth.) en Santo Domingo de Los Tsáchilas, Ecuador

Carlos Julio Quezada Crespo^{1,2}, Manuel Danilo Carrillo Zenteno^{1,3*}, Fátima Lourdes Morales Intriago⁴ and Rómulo Alcides Carrillo Alvarado⁵

¹Universidad Tecnológica Equinoccial (Ecuador), sede Santo Domingo. Santo Domingo de los Tsáchilas, Ecuador. ²Agrocalidad (Ministerio de Agricultura, Ganadería, Acuicultura y Pesca), Ecuador. ³Instituto Nacional de Investigaciones Agropecuarias (INIAP), Estación Experimental Tropical Pichilingue, Los Ríos, Ecuador. ⁴Universidad Técnica de Babahoyo (UTB), Extensión Quevedo-Los Ríos, Ecuador. ⁵Instituto Nacional de Investigaciones Agropecuarias (INIAP), Estación Experimental Portoviejo, Manabí, Ecuador. Author for correspondence: manuel.carrillo@iniap.gob.ec

Rec.:05.01.2016 Acep.:01.07.2016

Abstract

Ecuador is the most important exporter of canned peach palm, however, to date ideal soil fertility characteristics for peach palm growers remain unknown. The aim of this research was to determine optimal levels of soil nutrients for the cultivation of peach palm, specifically with regards to soil cation exchange capacity in order to obtain higher yields. We worked with 20 farmsteads and their soils from the province of Santo Domingo de los Tsáchilas during the second half of 2014. Fields were evaluated based on a relative yield and extractable (modified Olsen) nutrient contents in each soil were determined using regression modeling to determine critical levels of each nutrient and specifically to determine the ideal soil cation exchange capacity under peach palm cultivation. Our analysis established critical levels of soil pH (6.3); OM 6.5%; P 12.3 mg.dm⁻³; K 0.67 cmol.dm⁻³ K; Ca 5.1 cmol.dm⁻³; Mg 0.97 cmol.dm⁻³; and S 7.5 mg.dm⁻³. The ideal Ca: Mg: K soil cation exchange capacity was determined to be 76:14:10.

Keywords: Cationic relation, nutrition, peach palm, soil fertility.

Resumen

Ecuador es el primer exportador mundial de palmito en conserva y se desconoce las características químicas ideales del suelo. El objetivo de la investigación fue determinar los niveles de nutrientes adecuados en el suelo para el cultivo de palmito y establecer relaciones catiónicas adecuadas, para obtener rendimientos altos. Se trabajó con suelos de la provincia de Santo Domingo de los Tsáchilas, durante el segundo semestre del año 2014. Fueron comparados los rendimientos relativos y el contenido de nutrientes en el suelo, para encontrar los niveles críticos de cada nutriente, utilizando modelos de regresión con el software CurveExper, para finalmente determinar las relaciones catiónicas ideales en el suelo. Se establecieron los niveles críticos del suelo de pH 6.3; MO 6.5%; 12.3 mg.dm⁻³ de P; 0.67 cmol.dm⁻³ K; 5.1 cmol.dm⁻³ Ca; 0.97 cmol.dm⁻³ Mg; 7.5 mg.dm⁻³ S y 76:14:10 como la relación catiónica (Ca: Mg: K) ideal en el suelo.

Palabras clave: Fertilidad del suelo, nutrición, Pejibaye, relación catiónica.

Introduction

Ecuador is currently the major exporter of peach palm (*Bactris gasipaes* Kunth.), also known as pejobaye, covering about 62% of global demand. It is cultivated mainly in tropical zones where present climatic and agroecological conditions of soils, according to PRO ECUADOR (2015), ideal for their production.

This crop presents potential for agricultural diversification in the northwestern areas of Pichincha and Santo Domingo de los Tsáchilas, owing to their rusticity and adaptability to the edaphoclimatic characteristics of these areas. In Ecuador, it is cultivated mainly by small producers who perform conventional soil management and crop nutrition, without reference information or an interpretation guide, detailing the critical levels of nutrients in the soil and foliage, which finally affects the quality of the product.

The reference levels used for the management of nutrition, are results of research carried out in plantations in Costa Rica, which, for Molina (1999), are still scarce and inconclusive. Therefore, studies in Ecuador, one of the largest producers of palm in the world, would significantly improve the understanding of the soil fertility conditions needed to obtain high yields.

The determination of soil nutrient critical levels and tissues, is important in estimating soil bioavailability, plant nutritional status, and would be useful as a soil and leaf interpretation guide, fertilizers and amendments suggestions, according to the growing area.

Many authors, use the absolute values of soil analysis to determine their fertility. However, it is also important to know the nutrient balance throughout soil cation exchange capacity (Combatt *et al.*, 2012). In Brazil, soil cation exchange capacity is used to represent the availability of the elements, but without experimental results (Raj, 2011). According to Malavolta *et al.* (1997), the Mg²⁺ deficiency may occur, by high concentrations of Ca²⁺ and especially K⁺ in soil solution, by competitive inhibition of root uptake. In addition, NH⁴⁺ and Mn²⁺ (Dechen & Nachtigall, 2007) and by the displacement of Mg²⁺ from the exchange complex and leaching loss (Tisdale *et al.*, 1993). The optimum ratio of Ca: Mg to maize fluctuates between 3: 1 and 5: 1 (Coelho, 2008). In plantain, the optimum soil cation exchange capacity is Ca: Mg = 22.1, Ca: K = 20.3, Mg: K = 15.8 and (Ca + Mg): K = 36.1 (Combatt *et al.*, 2012).

Analyze the area of Santo Domingo de los Tsáchilas, to define the critical levels of nutrients in the soil was the aim of this work, as well as evaluate the relations between the values of soil

cationic nutrients available and improve nutrition performance.

Materials and methods

The research was conducted in the second half of 2014 in the area of Santo Domingo de los Tsáchilas (road to Quevedo, Quinindé, Chone and Las Mercedes), Ecuador, within a 35 km radius of the INAMHI meteorological station, which is geographically located at 79°12' Longitude West and 0°14' south latitude at 425 m. a. s. l., with rainfall of 3338 mm.year⁻¹. Mean annual temperature of 24°C, relative humidity of 88% and heliophania of 761.2 light hours per year (National Institute of Meteorology and Hydrology, 2014). Soils originate from undifferentiated sedimentary volcanic rocks (Schobbenhaus & Bellizia, 2001), amorphous minerals, with indirect evidence of allophane as predominant clay, free texture with <35% clay, acid pH (less than 5.5) with 10 to 60 % of CIC saturated in aluminum, up to 50 cm and classified as Andepts (Mejía, 1997).

The factor in this research, was the commercial cultivation of *B. gasipaes*, using a total of 20 farms, where composed soil samples (20 subsamples) were collected in zig-zag at a depth of 20 cm during the months of September and October.

Variable in study

Soil chemical characteristics were determined: pH with soil: water ratio of 1: 2.5., organic matter with the Walkley-Black method (Silva *et al.*, 2009), ammoniac N, P, K, Ca, Mg, Fe, Cu, Mn and Zn with modified Olsen method, B and S, with monocalcium phosphate and Al³⁺ exchangeable with KCl (Rojas *et al.*, 1989). The N, P and B readings were performed by colorimetry, S by turbidimetry (Cole Parmer 1100 Spectrophotometer photocolorimeters) and the cations by atomic absorption (Shimadzu AA-6800).

Statistical methods

Determination of soil critical levels

Using the pH, MO, N, P, K, Ca, Mg, S, Fe, Mn, Cu, Zn and B soils analysis results, were completed regressions with yield relative performance, applying no lineals models regressions (Table 1). The relative performance was obtained accordingly to Wendling *et al.* (2008), with the relation:

RP = ("a" x100) / MET, where:

RP, Relative performance, "a", Estimated crop yield and MET, maximum technical efficiency (maximum yield recorded in this research).

Table 1. Models used to determine soil critical levels

Model	Equation
Cubic polynomial	$y = a + bx + cx^2 + dx^3$
Reciprocal quadratic	$y = 1 / (a + bx + cx^2)$
Quadratic	$y = a + bx + cx^2$
Rational Function	$y = (a + bx) / (1 + cx + dx^2)$
Reciprocal Logarithm	$y = 1 / (a + b * \ln(x))$
Geometric Adjustment	$y = ax (bx)$
Power Adjustment	$y = axb$
Gaussian Model	$y = a * \exp(-(b-x)^2 / (2 * c^2))$
Hyperbolic adjustment	$y = a + b / x$
Modified Power	$y = a * bx$
Quadratic adjustment	$y = a + bx + cx^2$

Each element was selected applying the best model with the greatest fit data (highest determination coefficient R), and the critical level was established, considering as Wendling *et al.* (2008), to the amount of nutrient available in the soil, corresponding to 90% of maximum yield, definition adopted in the fertilization programs in Rio Grande do Sul, Santa Catarina, Brazil. The Curve Expert program (versión 1.3.™) was adopted to adjust the data.

Determination of the ideal Ca: Mg: K soil cation exchange capacity for *B. gasipaes*

The cationic relations between Ca, Mg and K, were established from the results of critical soil levels (cmol.dm⁻³), employing the relations applied by Bosch *et al.* (1995), and adjusted for soil values in cmol.dm⁻³, the relation for K⁺ was determined as follows:

$$\text{Ratio K} = 100 * (\text{K} / (\text{Ca} + \text{Mg} + \text{K}))$$

Where:

K = Critical level of K in soil (cmol.dm⁻³)

Ca = Critical level of Ca in soil (cmol.dm⁻³)

Mg = Critical level of Mg in soil (cmol.dm⁻³)

Results and discussion

Determination of critical soil levels

The effect of soil pH on *B. gasipaes* performance was adequately described by the cubic polynomial model ($r = 0.92$), observing an increase in yield as soil pH rises (Figure 1a), and its critical level of 6.3. This is related to the decrease in the Al⁺³ availability, element which toxicity can reduce the P availability, forming phosphates of low solubility (Sousa, Miranda & Oliveira, 2007), generally affecting the radical development of microorganisms, decreasing the soil volume

explored and the possibility of water and nutrients absorption (Molina, 2001; Eckhard, Horst & Neuman, 2011).

The soil organic matter, whose composition varies by its formation of several types of vegetal residues and helps to supplies important amounts of N to the system in the form of NH⁺⁴, NO⁻³ and NO⁻², which is a small part of the total N soil (Raij, 2011), had a positive influence on *B. gasipaes* yield until approximately 8.0%, with a critical value of 6.3% (Figure 1b).

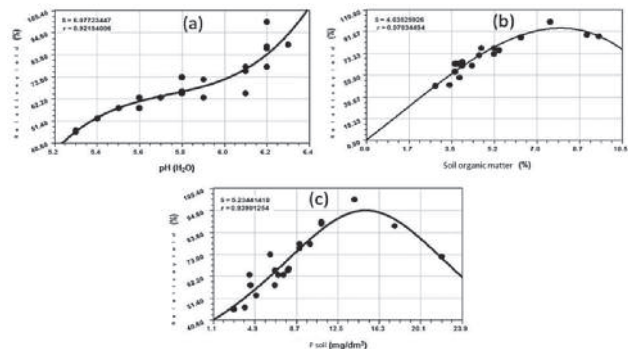


Figure 1. Relation between the relative yield and the values of pH (a), organic matter (b) and phosphorus (P) (c) in Santo Domingo de los Tsáchilas, Ecuador andisols cultivated with peach palm

The effect of P on the relative crop yield was adequately explained by the quadratic reciprocal model ($r = 0.93$). It was determined 12.26 mg.dm⁻³ as critical P level (Figure 1c), similar to the 10 mg.dm⁻³ reported by Ares *et al.* (2002), for ultisols of Costa Rica.

The balanced application of nutrients is an important activity which have allowed to establish a high fertility in the volcanic soils dedicated to oil palm cropped in Ecuador (Mite *et al.*, 1999) and also for peach palm. The critical level of K⁺ found using the squared fit model ($r = 0.89$), in the present study was 0.67 cmolc.dm⁻³ (Figure 2a). These results are similar to Molina (1999), which analysis indicate the optimal K value in Costa Rica, was higher than 0.3 cmolc.dm⁻³, obtaining plants with characteristics suitable for peach palm production.

Using 90% of the relative yield and using the rational function statistical model ($r = 0.96$), the critical level found was 5.1 cmol.dm⁻³ of Ca in soil (Figure 2b), which is high (> 0.7 cmol.dm⁻³ Ca), as indicated by Raij (2011).

Mg positively affects the relative crops yield, acting on the activation of enzymes which influence respiration, photosynthesis and regulation of cellular pH and cation: anion balance (Hawkesford *et al.*, 2012), often presenting visual symptoms

of deficiency, suggesting a high requirement of this element. In this research, the effect of Mg on performance is adequately described by the rational function model with $r = 0.97$, finding $0.97 \text{ cmol. dm}^{-3}$ as critical level (Figure 2c), value close to $0.80 \text{ cmol. dm}^{-3}$, indicated by Raji (2011), as the limit between high and medium levels for soils.

The rational function model was adjusted positively, with $r = 0.97$, to the relation between the relative yield and the S content in the soil, reaching the critical level of 7.54 mg. dm^{-3} (Figure 2d), below the level of 10 mg. dm^{-3} reported by Molina (1999), in soils of Costa Rica.

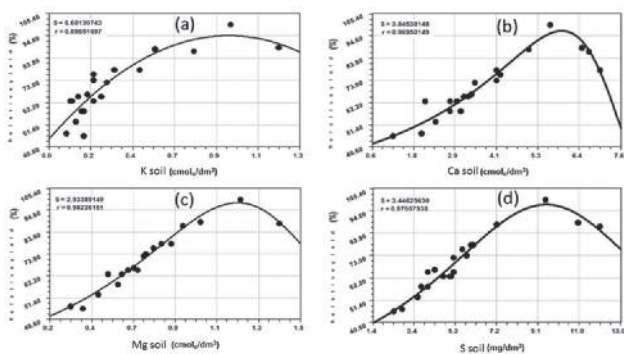


Figure 2. Relation between relative yield and potassium (K) (a), calcium (Ca^{+2}) (b), magnesium (Mg^{+2}) (c) and sulfur (S^{+2}) (d) values in andisols of Santo Domingo de los Tsáchilas, Ecuador cultivated with peach palm

Among the minor elements, except Mn, Cu and Zn, the critical levels found in this work, were adjusted positively and significantly with the relative crop yield, as well as for Fe 161 mg. dm^{-3} (Figure 3a) and B 0.51 mg. dm^{-3} (Figure 3b), there was no significant adjustment for Mn^{+2} , Cu^{+2} and Zn^{+2} (critical levels of 10.6 mg. dm^{-3} , 6.3 mg. dm^{-3} , 4.4 mg. dm^{-3} , respectively), elements whose availability depends on soil pH. These values were similar to those reported by Molina (1999), for Fe^{+2} , B^{+2} , Mn^{+2} , Cu^{+2} and Zn^{+2} when determining the optimal soil chemical characteristics for peach palm cultivation in Costa Rica.

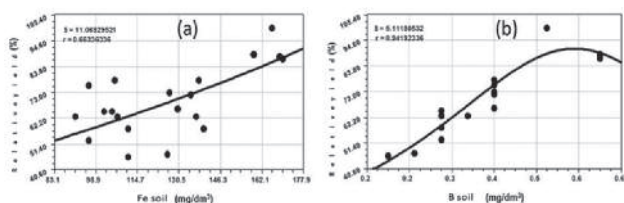


Figure 3. Relative yield and iron (Fe^{+2}) (a) and boron (B^{+2}) (b) contents relation in andisols of Santo Domingo de los Tsáchilas, Ecuador, cultivated with peach palm

The critical level of Al^{+3} was determined adequately with the geometric fit model ($r = 0.53$) and resulted from $1.0 \text{ cmol. dm}^{-3}$ (Figure 4a), showing average variability of relative performance. This agrees with the reports of Molina (1999), for soils of Costa Rica, showing as optimal value of Aluminum $< 1.0 \text{ cmol. dm}^{-3}$, while the critical level of Al saturation was 20% (Figure 4b).

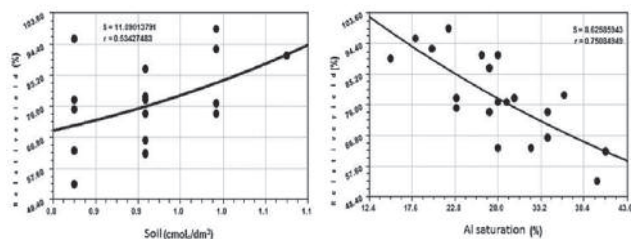


Figure 4. Relation between relative yield and aluminum (Al) available (a) and aluminum saturation (b) in Andisols of Santo Domingo de los Tsáchilas, Ecuador, cultivated with peach palm

The nonlinear regression models who approach to this data set to determine the critical level of each element in the soil are detailed in Table 2, whose objective was to divide the sample population into a high response group (Considered the points below the critical level) and a low response group (estimated above the critical level), maximizing the coefficient of determination by successive approximations of critical levels. The proper adjustment of the different regression models can be visualized in Table 2, with determination coefficients greater than 0.89 ($P < 0.001$) between pH, MO and nutrient contents P, Ca, Mg, K, S and B in soil and relative yield of peach palm cultivation. Whereas, there was no good adjustment of microelements Mn^{+2} , Cu^{+2} and Zn^{+2} .

The effect of the bases on the relative yield is adequately described by the models used, according to the regressions presented in Table 3, presenting coefficients of determination greater than 0.89, with $P < 0.001$.

Based on the critical levels of the bases in the soils evaluated in this research and related to 90% of the relative yield, a Ca: Mg: K ratio of 76:14:10 was obtained (Table 4), considered ideal for peach palm crop in andisols of Santo Domingo of the Tsáchilas, Ecuador. This relations differs from one who was reported using the same formula by Bosch *et al.* (1995), of 75: 19: 6 (Ca: Mg: K) and with data from Molina (1999), for peach palm cultivation in Costa Rica.

Conclusion

The optimal soil critical levels to reach 90% of the potential relative yield were: 6.3 pH; 6.5% MO; 12.3 mg.dm⁻³ P; 0.67 cmolc.dm⁻³ K; 5.1 cmolc.dm⁻³ Ca; 0.97 cmolc.dm⁻³ Mg; 7.5 mg.dm⁻³ S; 161 mg.dm⁻³ Fe; 10.6 mg.dm⁻³ Mn; 6.3 mg.dm⁻³ Cu; 4.4 mg.dm⁻³ Zn and 0.51 mg.dm⁻³ B; Al saturation of 1.0 cmolc.dm⁻³ and Al Saturation of 20%.

The cationic ratio Ca: Mg: K (cmolc.dm⁻³) ideal for peach palm cultivation, growing in Santo Domingo de los Tsáchilas, Ecuador, andisols, was 76:14:10.

The yield of peach palm cultivated in Santo Domingo de los Tsáchilas, Ecuador, presents a high degree of dependence on variables such as soil pH, Mg⁺², S⁺², B⁺², Ca⁺² and SOM (soil organic matter).

Acknowledgements

Special thanks to Group Pronaca (INAEXPO), an industry who facilitate the plantations to develop the investigation. Also to Ph.D. Markus Gräfe, a very helpful person who reviewed this article.

References

- Ares, A., Molina, E., Cox, F., Yost, R., & Boniche J. (2002). Fertilización fosforada del pejobaye para palmito (*Bactris gasipaes*) en vivero y en plantación. *Agronomía Costarricense*, 26(2), 63-74.
- Bosch, C., Lorkeers, A., Ndile, A., Ndile, M., & Semtozi, E. (1995). Diagnostic survey: Constraint to banana productivity. En: Bukoba and Buleva Districts, Kagera region, Tanzania. Tanzania/Netherlands Farming Systems Research Project. Lake zone working paper No. 8. Agricultural Research Institute, Maruki, Bukoba/Royal Tropical Institute, Amsterdam.
- Coelho, A. M. (2008). Nutrição e adubação do milho. En: J. C. Cruz, D. Karam, M. A. R. Monteiro, & P. C. Magalhaes (Eds.), *A cultura do Milho* (pp. 131-157). Sete Lagoas-MG, Brasil. Embrapa.
- Combatt-Caballero, E., Novoa-Yáñez, R., & Barrera-Violeth, J. L. (2012). Caracterización química de macronutrientes en suelos cultivados con plátano (*Musa AAB Simmonds*) en el departamento de Córdoba, Colombia. *Acta Agron*, 61(2), 166-176.
- Dechen, A. R., & Nachtigall, G. R. (2007). III - Elementos requeridos à nutrição de plantas. En: R. F. Novais, V. V. H. Álvarez, N. F. Barros, R. L. F. Fontes, R. B. Cantarutti, & J. C. L. Neves (Eds.), *Fertilidade do solo*. (pp. 91-132). Viçosa, Minas Gerais, Brasil.
- Eckhard, G., Horst, J. W., & Neuman, E. (2011). Adaptation of plants to adverse chemical soil conditions. In: P. Marschner (Ed.), *Mineral nutrition of higher plants*. (pp. 409-472). San Diego, California, EEUU.
- INAMHI (Instituto Nacional de Meteorología e Hidrología). (2014). *Anuario Meteorológico N° 51-2011*. Quito, Ecuador. <http://www.serviciometeorologico.gob.ec/wp-content/uploads/anuarios/meteorologicos/Am%202011.pdf>
- Hawkesford, M., Horst, W., Kichey T., Lambers, H., Schjoerring, J., Møller, I. S. & White, P. (2012). *Functions of Macronutrients*. In: P. Marschner (Ed.), *Marschner's mineral nutrition of higher plants*. (3rd) (pp. 135-178). London, Waltham, MA, Academic Press.
- Mite, F., Carrillo, M., & Espinosa, J. (1999). Fertilizer use efficiency in oil palm is increased under irrigation in Ecuador. *Better Crops International*, 13(1), 30-32.
- Molina, E. (1999). Fertilización del cultivo de pejobaye para palmito. En: J. Mora (Ed.), *El cultivo de Pejobaye para Palmito* (pp. 78-94). Universidad de Costa Rica (Eds.), San José, Costa Rica.
- Molina, E. (2001). Manejo de la acidez y encalado de los suelos. En: G. Meléndez, y E. Molina (Eds.), *Fertilidad de suelos y manejo de la nutrición de cultivos en Costa Rica*. (pp. 27-40). Universidad de Costa Rica, San José, Costa Rica.
- Raij, B. V. (2011). Fertilidade do solo e manejo de nutrientes. Piracicaba-SP, Brasil. *International Plant Nutrition Institute* (Eds.). p.450.
- Rojas, E. L. A., González, L. G. I., García, O. A., Castillo, P. L. E., Ortiz, R. G., Amézquita, C. E., Lora, S. R., & Navas, A. J. (1989). *El análisis de suelos, plantas y aguas para riego. Manual de asistencia técnica N° 47*. Bogotá, Colombia. ICA (Instituto Colombiano Agropecuario), (Eds.). p. 253.
- PROEcuador. (2015). *Alimentos procesados: Palmito*. <http://www.proecuador.gob.ec/compradores/oferta-exportable/alimentos-procesados/>
- Silva, F. C., Abreu, F. M., Pérez, V. D., Eira, P. A., Abreu, C. A., Raij, B. van., ... & Barreto, O. W. (2009). Métodos de análises químicas para avaliação da fertilidade do solo. En: F. C. Silva (Ed.), *Manual de análises químicas de solos, plantas e fertilizantes* (pp. 107-189). Brasília, DF: Embrapa Informação Tecnológica.
- Schobbenhaus, C., & Bellizzia, A. (2001). Mapa geológico da América do Sul, 1:5 000 000, CGMW-CPRM-DNPM-UNESCO. Brasília. <http://www.cprm.gov.br/publique/Geologia/Geologia-Basica/Mapa-Geologico-da-America-do-Sul-1025.html>
- Sousa, G. D. M., Miranda, L. N., & Oliveira, S. A. (2007). V - Acidez do solo e sua correção. En: R. F. Novais, V. V. H. Álvarez, N. F. Barros, R. L. F. Fontes, R. B. Cantarutti, & J. C. L. Neves (Eds.), *Fertilidade do solo*. (pp. 206-274). Viçosa, Minas Gerais, Brasil.
- Tisdale, S. L., Nelson, W. L., Beaton, J. D. & Havlin, J. L. (1993). *Soil Fertility and Fertilizers*, New York: Macmillan Publishing Co (Eds.). p.754
- Wedling, A., Eltz, F. F. L., Cubilla, M. M., Amado, C. T. J., & Mielniczuk, J. (2008). Recomendação de adubação potássica para trigo, milho e soja sob sistema de plantio direto no Paraguai. *R Bras Ci Solo*, 32(5), 1929-1939. <http://dx.doi.org/10.1590/S0100-06832008000500014>