



Revista Facultad Nacional de Agronomía
- Medellín

ISSN: 0304-2847

rfnagron_med@unal.edu.co

Universidad Nacional de Colombia
Colombia

Agudelo, Camilo; Restrepo, Caludia; Zapata, José Edgar
Respiration kinetic of mango (*Mangifera indica* L.) as function of storage temperature
Revista Facultad Nacional de Agronomía - Medellín, vol. 69, núm. 2, 2016, pp. 7985-7995
Universidad Nacional de Colombia
Medellín, Colombia

Available in: <http://www.redalyc.org/articulo.oa?id=179946654011>

- How to cite
- Complete issue
- More information about this article
- Journal's homepage in redalyc.org

redalyc.org

Scientific Information System

Network of Scientific Journals from Latin America, the Caribbean, Spain and Portugal
Non-profit academic project, developed under the open access initiative

Respiration kinetic of mango (*Mangifera indica* L.) as function of storage temperature

Cinética de respiración de mango (*Mangifera indica* L.) como función de la temperatura de almacenamiento

doi: 10.15446/rfna.v69n2.59143

Camilo Agudelo¹, Caludia Restrepo² and José Edgar Zapata^{1*}

ABSTRACT

Key words:

Shelf life
Ripeness
Respiratory process

Respiration of cut mango (*Mangifera Indica* L.) cv. Tommy Atkins was studied using the closed system method at three temperatures (4, 20 and 35 °C). Two models were used to estimate the gas concentration, which were adjusted through non-linear regression algorithms using Matlab R2011a software. Three mathematic models, a model based on Michaelis-Menten's enzymatic kinetics, and two models based on regression analysis, in one of which a saturation equation was included as a new proposal in this field, were set to predict the substrate respiration rate. Results made evident the positive effect of temperature on mango respiration rate. The model with the best adjustment to mango respiration rate was Michaelis-Menten's with an adjusted correlation coefficient of 0.9811 and 0.9747 for CO₂ and O₂ respectively, with a relative mean error lower than 10%.

RESUMEN

Palabras claves:

Vida útil
Madurez
Proceso respiratorio

Se estudió la respiración del mango cortado (*Mangifera Indica* L.), cv. Tommy Atkins, utilizando el método de sistema cerrado, a tres temperaturas (4, 20 y 35 °C). Se usaron dos modelos para estimar la concentración de gas, los cuales se ajustaron a través de algoritmos de regresión no lineal usando el software Matlab R2011a. Se ajustaron tres modelos matemáticos para predecir la tasa de respiración del sustrato. Un modelo basado en la cinética enzimática de Michaelis-Menten, y dos modelos basados en análisis de regresión, en uno de los cuales se incluyó una ecuación de saturación como una nueva propuesta en este campo. Los resultados evidenciaron el efecto positivo que tiene la temperatura sobre la tasa de respiración del mango. El modelo que mejor ajuste entregó para la velocidad de respiración del mango fue el modelo de Michaelis-Menten con un coeficiente de correlación ajustado de 0.9811 y 0.9747 para CO₂ y O₂, respectivamente, con un error medio relativo inferior al 10%.

¹ Facultad de Ciencias Farmacéuticas y Alimentarias. Universidad de Antioquia. Calle 67 No. 53-108. Box Air 1226, Medellín, Colombia.

² Instituto de Ciencia y Tecnología Alimentaria (Foundation INTAL). Carrera 50G No. 12 Sur-91, Itagüí, Colombia.

* Corresponding author <jedgar_4@yahoo.es>

Mango (*M. indica* L.) is one of the most popular subtropical fruits (Souza *et al.*, 2015), because of its high economical value (Sellamuthu *et al.*, 2013), attractive color, delicious taste, rich aroma, exotic flavor, and high nutritional value. Furthermore mango is a rich source of carotenoids and provides high contents of ascorbic acid and phenolic compounds (Shahnawaz *et al.*, 2012; Liu *et al.*, 2013).

In general, fruits and vegetables stay metabolically active after harvest, period during which anabolic processes such as photosynthesis, flavor synthesis, fermentation and other cell wall degraders happen (Heydari *et al.*, 2010). Respiration is of particular interest in postharvest technologies because it is associated to fruit and vegetable quality (Nicolai *et al.*, 2005). Respiration rate is an indicator of the metabolic level, as high rate respiration is associated with short shelf life (Lurie and Crisosto, 2005), and its control may be an effective mean to regulate the metabolism in general, this is why it is important to extend these products shelf life (Kan *et al.*, 2010). This process changes according to species, variety, storage temperature and vegetable physiological state (Nicolai *et al.*, 2009). All chemical reactions during ripeness are delayed by low temperatures, these are some of the factors affecting quality and deterioration of fruits and vegetables during storage (Nicolai *et al.*, 2009) besides the effect on fungi, bacteria and insect growing (Nicolai *et al.*, 2005).

On the other hand, respiration rate may be reduced by changing the atmosphere around the food, which may also delay associated deterioration reactions, extending fruit and vegetable product shelf life (Luo *et al.*, 2011; Selcuk and Erkan, 2015). For instance, a drop on O₂ concentration results in a reduction of the metabolism of broccoli, carrot, pear, tomato (Nicolai *et al.*, 2005) and papaya (Zapata *et al.*, 2004) among others. CO₂ may act as respiration suppressor in vegetables such as apples, broccoli (Nicolai *et al.*, 2005), mango (Ravindra and Goswami, 2008) and banana (Bhande *et al.*, 2008), while it does not present any inhibitory effect in onions, lettuce and spinach (Nicolai *et al.*, 2005). Oxygen negative effects occur because reactive oxygen accumulation damages the integrity of mitochondrial membrane, resulting at the

end in an irreversible mitochondrial dysfunction, which is believed to be the main cause of ageing in different kinds of organisms among which postharvest fruits are (Qin *et al.*, 2009).

Respiratory process modeling is an important step in designing and selecting packaging and storing systems of fruit and vegetable products as it is the case of modified atmosphere packaging (Ravindra and Goswami, 2008). Then again, works oriented to assess this kind of parameters in fruit and vegetables, and in particular cut products, are rare. Accepting respiratory process modeling with all implicated factors in enzyme reaction would be highly complex and little practical, the usual strategy has been to develop empiric models for each product with controlled variable functions such as temperature or gas concentration (Guevara *et al.*, 2006; Rai and Paul, 2007; Bhande *et al.*, 2008).

The shelf life of minimally processed (cut) products is, then again, particularly important because it is one of the major growing sectors in food retail market (Robles-Sánchez *et al.*, 2013), although the freshly cut mango still has a very limited offer in the world market (Souza *et al.*, 2015). Nevertheless, the popularity of tropical fruits in the most important world markets, is an excellent opportunity for the introduction of fresh-cut mango (Siddiq *et al.*, 2013). Yet, fresh-cut processing induces chemical and biochemical changes as well as increases product respiration rate leading to a reduction of shelf life (Azarakhsh *et al.*, 2014). Therefore, the current work goal is to assess different models to predict respiration rate and gas concentrations of cut mango cv. Tommy Atkins variety at three different temperatures in a closed system.

MATERIALS AND METHODS

Raw material preparation

Mango (*Mangifera indica* L.) fruits cv. Tommy Atkins in physiological ripe state determined by Colombian technical norm NTC 5210 (ICONTEC, 2003) were used. These were bought in Central Minorista in the city of Medellín, to which they were brought from the southwest of the department of Antioquia. They were washed with alkaline detergent and disinfected with a solution at 100 ppm of sodium hypochlorite (Ngarmsak *et al.*, 2005). They were cut in 0.5 cm edge cubes,

leaving seed and epidermis aside, samples were taken to determine pH (ICONTEC, 1991), soluble solids (ICONTEC, 1999), and acidity contents expressed as citric acid percentage (ICONTEC, 1991).

Respiration experimental calculation

Respiration rate was determined to the mango in a closed system (Ravindra and Goswami, 2008), which consisted in subjecting 150 g of the product deposited in a 4,000 mL capacity airtight recipient to atmospheric conditions of 20.94 % O₂, 78.08 % N₂, and 0.03 % CO₂.

Three temperatures were set out in 4, 20 and 35 °C using an oven with temperature control (Binder, Germany). O₂ consumption and CO₂ production were measured by a PBI Dansensor Check Point O₂/CO₂ analyzer (Dansensor, Denmark). Each assay was performed twice.

Expressions (1) and (2) were used to calculate respiration rate, these had already been used in products such as pepper (Artés-Hernández *et al.*, 2010), mango (Ravindra and Goswami, 2008), and banana (Bhande *et al.*, 2008).

$$R_{O_2} = \left\{ \frac{[O_2]_t - [O_2]_{t+1}}{\Delta t} \right\} \frac{V}{W} \quad (1)$$

$$R_{CO_2} = \left\{ \frac{[CO_2]_{t+1} - [CO_2]_t}{\Delta t} \right\} \frac{V}{W} \quad (2)$$

Where R_{O₂} and R_{CO₂} are the respiration rates (mL kg⁻¹ h⁻¹), [O₂] and [CO₂] are oxygen and carbon dioxide concentrations, *t* is time (h), Δ*t* is the time between the two measures of the respective gas, *V* is the free volume in the respiration chamber (mL), and *W* is the cut fruit mass (kg).

Models for the gas behavior

The following models were used to estimate the gas concentration by a regression made with Matlab R2011a software, finding the model coefficients for all treatments.

Model 1. A model is proposed to estimate the experimental data of the O₂ and CO₂ concentrations by a growing reason expression or saturation equation (Chapra and Canale, 2007), as indicated in equations (3) and (4), adjusting them to CO₂ kinetic production and O₂ consumption, respectively.

$$[CO_2] = a \frac{t}{b+t} \quad (3)$$

$$[O_2] = 0,21 - a \frac{t}{b+t} \quad (4)$$

Where *a* and *b* are model parameters, and *t* is time (h).

Model 2. The model used by Bhande *et al.* (2008) in banana, and Ravindra and Goswami (2008) in mango cv. Amrapali, was also assessed. Equations (5) and (6) are used in this one adjusting O₂ and CO₂ concentrations in time function.

$$[CO_2] = \frac{t}{(a't + b')} \quad (5)$$

$$[O_2] = 0,21 - \frac{t}{(a't + b')} \quad (6)$$

Where *a'* and *b'* are model parameters and *t* is time (h).

Respiration models

Respiration rate for CO₂ (R_{CO₂}) and O₂ (R_{O₂}) was calculated by three different methodologies:

Equations (3), (4), (5) and (6) were derived, as derivatives of model 1 and model 2, respectively.

Respiration rate was calculated with model 1 and model 2 derivatives, replacing them in equations (7) and (8), as follows:

$$R_{CO_2} = \frac{d[CO_2]}{dt} \frac{V}{W} \quad (7)$$

$$R_{O_2} = - \frac{d[O_2]}{dt} \frac{V}{W} \quad (8)$$

To obtain the cut mango respiration rate in the described conditions, a model based on Michaelis-Menten's kinetic equation was used, using enzymatic kinetic noncompetitive inhibition principles, where CO₂ is supposed to react to an enzyme-substrate complex (Artés-Hernández *et al.*, 2010; Ravindra and Goswami, 2008; Bhande *et al.*, 2008). Equation (9) expresses this

mechanism for the respiration process in terms of O₂ consumption and CO₂ production rate. This kind of model presented a significant adjustment in the calculation of mango (Ravindra and Goswami, 2008), banana (Bhande *et al.*, 2008), pepper (Artés-Hernández *et al.*, 2010) and other fruit (Fonseca *et al.*, 2002) respiratory activity.

$$R_{Gas} = \frac{V_{mGas} [O_2]}{K_{mGas} + \left[1 + \frac{[CO_2]}{K_{iGas}} \right] [O_2]} \quad (9)$$

$$\frac{1}{R_{Gas}} = \frac{1}{V_{mGas}} + \frac{k_{mGas}}{V_{mGas}} \frac{1}{[O_2]} + \frac{1}{k_{iGas} V_{mGas}} [CO_2] \quad (10)$$

Arrhenius's equation

Temperature effect on O₂ consumption and CO₂ production rate was assessed by Arrhenius's equation (Iqbal *et al.*, 2009; Waghmare *et al.*, 2013).

$$R_{Gas} = R_p \exp \left[-\frac{E_a}{RT_{abs}} \right] \quad (11)$$

Where R_{Gas} is O₂ consumption and CO₂ production rate (mL kg⁻¹h⁻¹), R_p is respiration pre-exponential factor, E_a is the activation energy (J mol⁻¹), R is the gas universal constant (8,314 J mol⁻¹ K⁻¹), and T_{abs} is the absolute temperature in K.

Relative standard deviation

Respiration rates predicted from the different models were contrasted with the experimental respiration rate, equations (1) and (2) by relative standard deviation, equation (12).

$$E = \frac{100}{N} \sum_1^N \frac{|R_{exp} - R_{pred}|}{R_{exp}} \quad (12)$$

Where E is the relative standard deviation module (%), N is the respiration data point number, R_{exp} is the experimental respiration rate (mL kg⁻¹ h⁻¹), and R_{pred} is the predicted respiration rate (mL kg⁻¹ h⁻¹). A good adjustment is defined with $E < 10\%$ (Ravindra and Goswami, 2008).

RESULTS AND DISCUSION

The physicochemical parameters to fresh mango were pH 3.4, °Bx 9.5 and acidity 1.05% as citric acid. Experimental data of the O₂ consumption and CO₂ production at different temperatures are shown in figure 1. The nonlinear drop on O₂ concentration in the conditions of the current work matches the pattern expected from other climacteric products kept in sealed containers (Ravindra and Goswami, 2008; Hagger *et al.*, 1992; Jacxsens *et al.*, 1999; Guevara *et al.*, 2006) and agrees with the hypothesis of saturation equation (model 1), as this type of equations start assuming that the system is saturated with CO₂ and O₂ consumed until exhaustion (Chapra and Canale, 2007). It is observed that a rise in temperature also raises the gradient of the graph for the gas behavior, consequently the respiration rate increases as it happens with the papaya (Zapata *et al.*, 2004), banana (Bhande *et al.*, 2008), and mango cv. Amrapali (Ravindra and Goswami, 2008). This is due to that the rate of the enzymatic reactions grows exponentially with the rise of the temperature (Lee *et al.*, 1996). Low temperatures reduce respiration rate, O₂ consumption, CO₂ and ethylene production. As the tissues react to the latter (Mendoza *et al.*, 2016), in order for maturity to occur, the needs of ethylene and the time of exposure are higher at low temperatures (Kader, 1994).

Models 1 and 2 parameters

Table 1 shows the values of the coefficients a and b for equations (3), (4), (5) and (6) with their respective correlation coefficients (R^2), obtained for the three temperatures assessed in the closed system. Model 1 presented an excellent adjustment to the data in the three assessed temperatures, while model 2 had a very poor adjustment to the data at 4 °C. Model 2 coefficients presented a high variability with temperature compared with model 1; it can be seen that parameter b is more influenced with temperature than coefficient a in both.

Respiration kinetics

Table 2 presents Michaelis-Menten's model parameters, with their corresponding adjusted correlation coefficient (R^2). A good adjustment of the experimental data with such model for R_{CO_2} and R_{O_2} is observed.

Table 2 data analysis based on the form of equation (9), allows to observe the effect gases have on the rate of CO₂ production and O₂ consumption. These effects are more

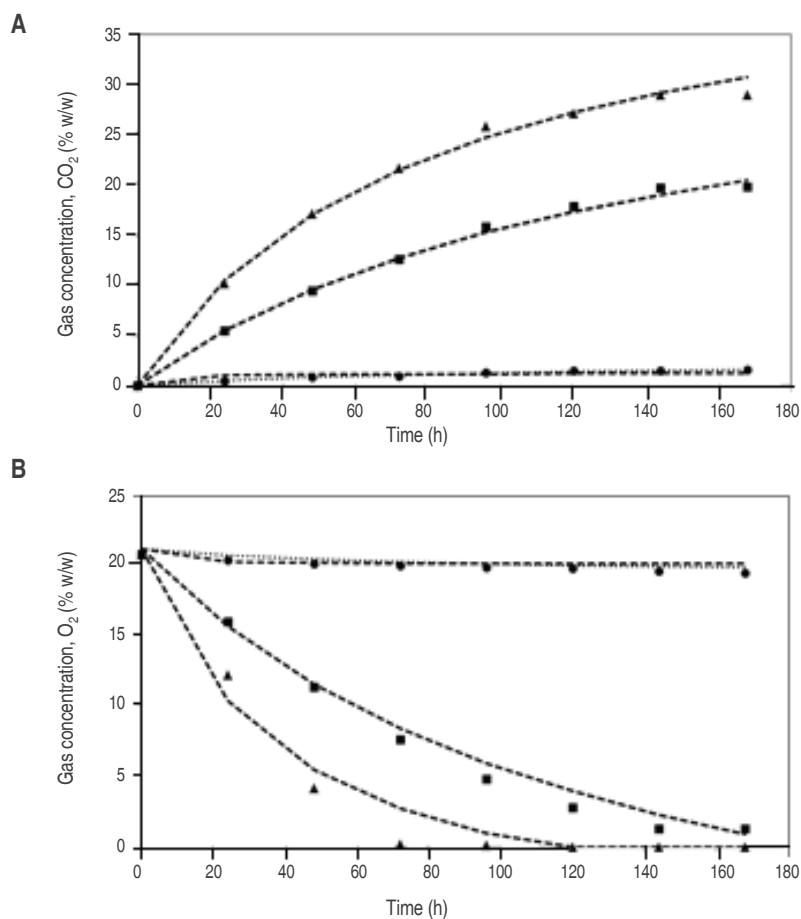


Figure 1. Experimental data of CO₂ consumption (A) and O₂ production (B) at different temperatures: ● 4 °C ■ 20 °C y ▲ 35 °C and using the Model 1: ··· and Model 2: - - - to predict the gas concentration.

Table 1. Values of adjusted coefficients to predict gas concentration.

Temperature (°C)	Gas type	Model 1			Model 2		
		a	b	R ²	a	b	R ²
4	CO ₂	25.60 x10 ⁻³	101.60	0.9940	81.17	392.50	0.5660
	O ₂	19.30 x10 ⁻³	75.58	0.9960	90.28	345.70	0.5814
20	CO ₂	37.45 x10 ⁻²	139.70	0.9959	2.67	372.90	0.9959
	O ₂	36.15 x10 ⁻²	133.70	0.9936	2.77	369.80	0.9936
35	CO ₂	45.21 x10 ⁻²	79.18	0.9996	2.21	175.10	0.9996
	O ₂	28.22 x10 ⁻²	39.08	0.9463	3.55	138.20	0.9463

noticeable at low CO₂ and high O₂ concentrations, at 20 and 35 °C. K_m and K_i values indicate CO₂ production rate is more sensible to the concentration of both gases than

O₂ consumption rate, due to both constants are lower for the CO₂ production than O₂ consumption expressions. On the other hand, low K_m values indicate the significant

effect of O_2 concentration on respiration rates in terms of CO_2 as well as O_2 . While relatively high K_i values indicate that CO_2 concentration does not have such a significant effect on respiration rates. Nevertheless, the effect this gas has on respiration rate, given the adjust the model shows,

cannot be denied. Besides, it is known that very high CO_2 and very low O_2 concentrations may cause respiration to change from aerobic to anaerobic, causing the creation of fermentation products such as acetaldehyde and ethanol (Angós *et al.*, 2008).

Table 2. Parameters for the expression of the respiration rate in the noncompetitive inhibition model of Michaelis-Menten, at different temperatures.

Temperature (°C)	Respiration rate expressed as	V_m (mL kg ⁻¹ h ⁻¹)	K_m (% O_2)	K_i (% CO_2)	R^2
4	CO_2	7.13	6.89	1.17	0.8814
	O_2	7.73	8.70	0.74	0.9747
20	CO_2	61.07	0.29	24.81	0.9811
	O_2	54.80	0.56	44.82	0.9463
35	CO_2	112.105	0.14	47.24	0.8040
	O_2	95.20	0.27	102.21	0.9749

Figure 2 shows that CO_2 experimental consumption rate (R_{CO_2}) has a starting value at 4 °C of 5.09 mL kg⁻¹ h⁻¹, compared to the same gas experimental rate at 20 °C of 59.21 mL kg⁻¹ h⁻¹, and at 35 °C it is of 110.76 mL kg⁻¹ h⁻¹. This difference is due to reduction of temperature becomes into a reduction of the rate at which parameter such as respiration, texture and microbial growth change; this is why the organoleptic and physiological characteristics of mango stored at 4 °C did not present significant change in odor, texture and flavor.

Reduction of temperature not only reduces ethylene production, but also the response rate of tissues to such gas; therefore, the more the temperature drops, the higher exposure time required by the metabolic cycle

to start at a certain ethylene concentration is (Mendoza *et al.*, 2016). Associated to this the temperature affect R_{O_2} , as can be seen in figure 3.

Table 3 shows the R_{CO_2} and R_{O_2} average value predicted for the three temperatures with Michaelis-Menten's equation, models 1 and 2, being noncompetitive inhibition Michaelis-Menten's equation the best model. Figures 2 and 3 show graphic behavior of experimental respiration and the one predicted by the models in terms of R_{CO_2} and R_{O_2} .

The model proposed (Model 1) is the second that best adjusts to O_2 consumption and CO_2 production, and also to the prediction of R_{CO_2} and R_{O_2} , being relevant

Table 3. Average respiration rate of the different models for the three temperatures.

Temperature (°C)	Respiration rate expressed as	Average respiration rate (mL kg ⁻¹ h ⁻¹)			
		Experimental	Model 1	Model 2	Michaelis-Menten's
4	CO_2	3.74	2.33	0.56	3.75
	O_2	3.41	1.90	0.42	3.42
20	CO_2	44.51	30.18	30.18	44.54
	O_2	42.76	29.66	29.66	42.77
35	CO_2	83.81	51.17	51.18	83.81
	O_2	73.20	35.47	35.44	73.18

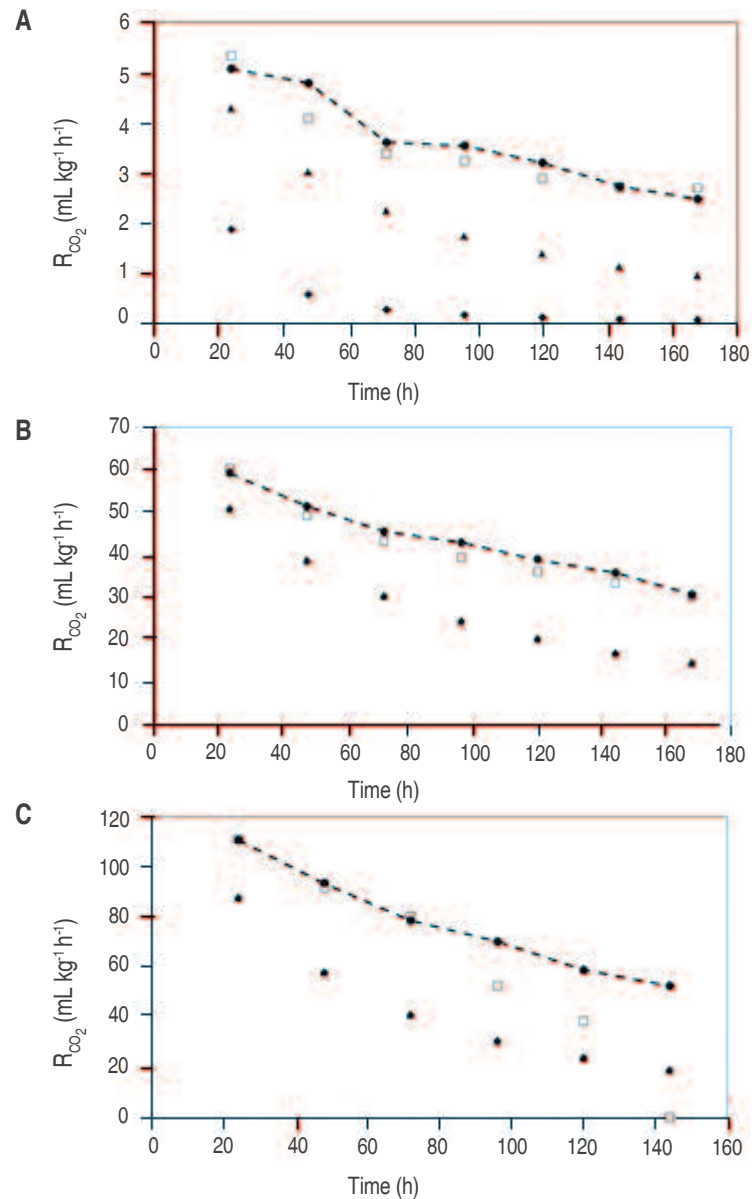


Figure 2. CO_2 production rate (R_{CO_2}) for cut mango stored at 4 °C (A) 20 °C (B) and 30 °C (C); ●- Experimental consumption rate; ▲ consumption rate calculated with Model 1 (proposed); ◆ consumption rate calculated with Model 2; □ consumption rate predicted with Michaelis-Menten's equation.

at 4 °C (Figure 2 (A) for CO_2 and Figure 3 (A) for O_2); while at 20 °C and 35 °C the proposed model and the one in the literature present the same values predicted of R_{CO_2} and R_{O_2} . A cell change due to the incapacity of the enzymes associated to mitochondrial membranes to metabolize glycolysis products may happen at these low temperatures (Kader, 1994) therefore, model 2 may not give a good adjustment.

Relative standard deviation values of each one of the models are shown in table 4. Michaelis-Menten's kinetic model obtained an excellent adjustment for the experimental value with $E < 10\%$ in the different temperatures, while the model reported in literature had the least fitting, except for R_{CO_2} and R_{O_2} in refrigeration temperature; this is due to this model adjustment expressed in the R^2 in table 1 is not adequate for this

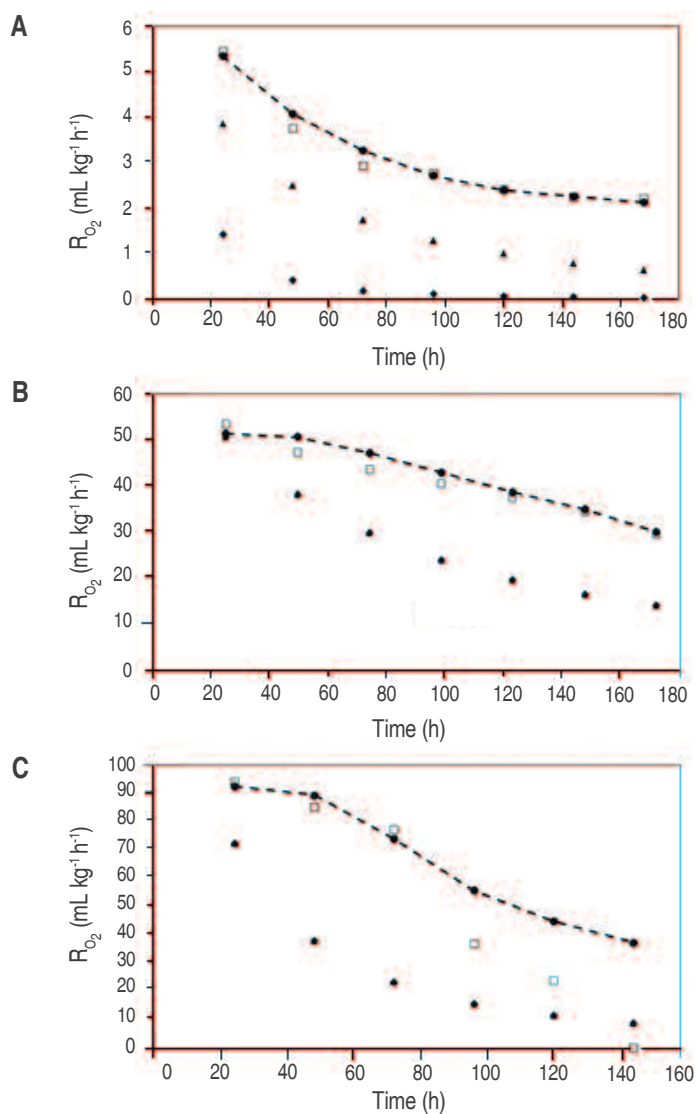


Figure 3. O_2 consumption rate (R_{O_2}) for cut mango stored at 4 °C (A), 20 °C (B) and 30 °C (C); -●- Experimental consumption rate; ▲ consumption rate calculated with Model 1 (proposed); ◆ consumption rate calculated with Model 2; □ consumption rate predicted with Michaelis-Menten's equation.

Table 4. Relative standard deviation for the models developed for the three storage temperatures.

Temperature (°C)	Respiration rate expressed as	Relative standard deviation (%)		
		Model 1	Model 2	Michaelis-Menten's
4	CO ₂	45.68	90.35	7.69
	O ₂	51.25	51.25	3.94
20	CO ₂	38.52	38.51	4.79
	O ₂	37.79	37.79	4.39
35	CO ₂	32.01	32.01	9.18
	O ₂	42.04	42.04	13.08

condition. Model 2, reported by Bhande *et al.* (2008) and Ravindra and Goswami (2008), could be useful in temperatures higher to 4 °C, but does not present good adjustment.

Table 5 shows Arrhenius type equation parameters, activation energy and pre-exponential factor for O₂ consumption and CO₂ production rates of the experimental data, proposed model 1 and Michaelis-Menten's equation. Activation energy values of each gas are very alike between experimental data and

Michaelis-Menten's, evidencing a good adjustment of this equation to the sensitivity of the reaction to temperature; besides, activation energy values are between normal values, from 29 to 93 kJ mol⁻¹ for fruit (Benítez *et al.*, 2012). Certain effects could be observed in some cut mango pieces due to cold sensitive reactions generating a brown color, beginning around the vascular bundles, because of the polyphenol-oxidase action on the phenolics released out of the vacuole after freezing (Lee *et al.*, 1996; Blanco-Díaz *et al.*, 2016).

Table 5. Activation energy and pre-exponential factor of Arrhenius type equation for the experimental data, Model 1 and Michaelis-Menten's equation.

Gas	Arrhenius' equation parameters, Ea kJ/ mol					
	Experimental		Model 1		Michaelis-Menten's	
	Ea	Rp	Ea	Rp	Ea	Rp
CO ₂	72.03	18.06 x 10 ¹³	71.96	11.12 x 10 ¹³	72.19	19.24 x 10 ¹³
O ₂	71.36	12.49 x 10 ¹³	68.52	22.21 x 10 ¹²	71.30	12.18 x 10 ¹³

The descending form of the gradient in figures 2 and 3 indicates an inverse relationship between respiration rate and shelf life, which is due to O₂ reduces and CO₂ increases in an airtight container, consequently with what is observed in figure 1. It is also known that respiration rate decreases with CO₂ rising and O₂ dropping due to the first is a product of the reaction and the second is a reactive in it, as can be seen in the general reaction for respiration (Devanesan *et al.*, 2011):



Consequently and accordingly to Le Chatelier's principle, when increasing the concentration of a product or reducing the concentration of a reactive, the chemical reaction rate reduces.

CONCLUSIONS

Noncompetitive inhibition Michaelis-Menten's kinetic equation presented better results in the prediction of the respiration rate in contrast with others two models.

Models 1 and 2 are useful to predict gas concentration but do not predict the respiration rates.

Temperature was an influencing factor in O₂ consumption and CO₂ production of the cut mango determining a better preservation at 4 °C.

ACKNOWLEDGMENTS

The authors of the current work thank the Comité para el Desarrollo de la Investigación (CODI) in the Universidad de Antioquia, for the financial support through the Estrategia de Sostenibilidad 2014-2015. Also to the Fundación INTAL for lending its facilities.

REFERENCES

- Angós I, Vírveda P and Fernández T. 2008. Control of respiration and color modification on minimally processed potatoes by means of low and high O₂/CO₂ atmospheres. *Postharvest Biology and Technology* 48(3): 422-430. doi:10.1016/j.postharvbio.2007.10.019
- Azarakhsh N, Osman A, Ghazali H M, Tan C P and Adzahan N M. 2014. Lemongrass essential oil incorporated into alginate-based edible coating for shelf-life extension and quality retention of freshcut pineapple. *Postharvest Biology and Technology* 88: 1-7.
- Artés-Hernández F, Conesa A, and Artés F. 2010. Minimally fresh processed pepper under different kind of cuts. *Acta Horticulturae* 857: 25-30. doi: 10.17660/ActaHortic.2010.857.1
- Benítez S, Chiumenti M, Sepulcre F, Achaerandio L and Pujolá M. 2012. Modeling the effect of storage temperature on the

- respiration rate and texture of fresh cut pineapple. *Journal of Food Engineering* 113(4): 527-33. doi: 10.1016/j.jfoodeng.2012.07.022
- Bhande SD, Ravindra MR and Goswami TK. 2008. Respiration rate of banana fruit under aerobic conditions at different storage temperature. *Journal of Food Engineering* 87(1): 116-123. doi: 10.1016/j.jfoodeng.2007.11.019
- Blanco-Díaz MT, Pérez-Vicente A and Font R. 2016. Quality of fresh cut zucchini as affected by cultivar, Maturity at processing and packaging. *Packaging Technology and Science* 29(7): 365-382. doi: 10.1002/pts.2214
- Chapra S and Canale R. 2007. Métodos numéricos para ingenieros. Quinta edición. México. McGraw Hill Interamericana. 977 p.
- Devanesan JN, Karupiah A and Abirami CVK. 2011. Effect of storage temperatures, O₂ concentrations and variety on respiration of mangoes. *Journal of Agrobiological Science* 28(2): 119-128. doi: 10.2478/v10146-011-0013-8
- Fonseca SC, Oliveira FAR and Brecht JK. 2002. Modelling respiration rate of fresh fruits and vegetables for modified atmosphere packages: a review. *Journal of Food Engineering* 52(2): 99-119. doi:10.1016/S0260-8774(01)00106-6
- Guevara JC, Yahia EM, Beaudry RM and Cedeño L. 2006. Modeling the influence of temperature and relative humidity on respiration rate of prickly pear cactus cladodes. *Postharvest Biology and Technology* 41(3): 260-265. doi: 10.1016/j.postharvbio.2006.04.012
- Hagger PE, Lee DS and Yam KL. 1992. Application of an enzyme kinetics based respiration model to closed system experiments for fresh produce. *Journal of Food Process Engineering* 15(2): 143-157. doi: 10.1111/j.1745-4530.1992.tb00148.x
- Heydari A, Shayesteh K, Eghbalifam N and Bordbar H. 2010. Studies on the respiration rate of banana fruit based on enzyme kinetics. *International Journal of Agriculture and Biology* 12(1): 145-149.
- ICONTEC. 2003. Norma Técnica Colombiana 5210 Frutas frescas. Mango. Variedades mejoradas. Especificaciones, Instituto Colombiano de Normas Técnicas y Certificación, Bogotá, Colombia.
- ICONTEC. 1999. Norma Técnica Colombiana 4624 Jugos de frutas y hortalizas. Determinación del contenido de sólidos solubles. Método refractométrico, Instituto Colombiano de Normas Técnicas y Certificación, Bogotá, Colombia.
- ICONTEC. 1991 Norma Técnica Colombiana 440 Productos alimenticios. Métodos de ensayo, Instituto Colombiano de Normas Técnicas y Certificación, Bogotá, Colombia.
- Iqbal T, Rodrigues F, Mahajan P and Kerry J. 2009. Mathematical modelling of the influence of temperature and gas composition on the respiration rate of shredded carrots. *Journal of Food Engineering* 91: 325-332.
- Jacxsens L, Devlieghere F and Debevere J. 1999. Validation of a systematic approach to design equilibrium modified atmosphere packages for fresh-cut produce. *LWT - Food Science and Technology* 32(7): 425-432. doi: 10.1006/food.1999.0558
- Kader A. 1994. Modified and Controlled Atmosphere Storage of Tropical Fruits. *ACIAR*. 50: 239-49
- Kan J, Wang H, Jin C and Xie H. 2010. Changes of reactive oxygen species and related enzymes in mitochondria respiratory metabolism during the ripening of peach fruit. *Agricultural Sciences in China*. 9(1): 138-146. doi: 10.1016/S1671-2927(09)60077-8
- Lee D, Song Y and Yam K. 1996. Application of an enzyme kinetics based respiration model to permeable system experiment of fresh produce. *Journal of Food Engineering* 27(3): 297-310. doi: 10.1016/0260-8774(95)00012-7
- Liu FX, Fu SF, Bi XF, Chen F, Liao XJ, Hu XS and Wu JH. 2013. Physico-chemical and antioxidant properties of four mango (*Mangifera indica* L.) cultivars in China. *Food Chemistry* 138: 396-405. doi: 10.1016/j.foodchem.2012.09.111
- Luo Z, Chen C and Xie J. 2011. Effect of salicylic acid treatment on alleviating postharvest chilling injury of 'Qingnai' plum fruit. *Postharvest Biology and Technology* 62(2): 115-120. doi: 10.1016/j.postharvbio.2011.05.012
- Lurie S and Crisosto CH. 2005. Chilling injury in peach and nectarine. *Postharvest Biology and Technology* 37: 195-208. doi: 10.1016/j.postharvbio.2005.04.012
- Mendoza R, Castellanos DA, García JC, Vargas JC and Herrera AO. 2016. Ethylene production, respiration and gas exchange modelling in modified atmosphere packaging for banana fruits. *International Journal of Food Science & Technology* 51(3): 777-788.
- Ngarmsak M, Ngarmsak T, Ooraikul B, Delaquis PJ, Toivonen PM and Mazza G. 2005. Effect of sanitation treatments with heated, chlorinated water on the microbiology of fresh-cut Thai mangoes. *ISHS Acta Horticulturae*. 682: 1895-1899. doi: 10.17660/ActaHortic.2005.682.255
- Nicolaï B, Lammertyn J, Schotsmans W and Verlinden B. 2005. Gas exchange properties of fruits and vegetables. 3 ed. EU. *Engineering Properties of Foods* CRC. 739-770 pp.
- Nicolaï B, Hertog M, Ho Q and Verlinden B. 2009. Gas exchange modeling. 93-108. In: Yahia E, *Atmospheres for the Storage, Transportation, and Packaging of Horticultural Commodities*. CRC, New York. 608 p.
- Qin G, Wang Q, Liu J, Li B and Tian S. 2009. Proteomic analysis of changes in mitochondrial protein expression during fruit senescence. *Proteomics* 9(17): 4241-4253. doi:10.1002/pmic.200900133.
- Rai D and Paul S. 2007. Transient state in-pack respiration rates of mushroom under modified atmosphere packaging based on enzyme kinetics. *Biosystems Engineering*. 98(3): 319-326. doi: 10.1016/j.biosystemseng.2007.07.012
- Ravindra MR and Goswami TK. 2008. Modelling the respiration rate of green mature mango under aerobic conditions. *Biosystems Engineering*. 99(2): 239-48. doi: 10.1016/j.biosystemeng.2007.10.005
- Robles-Sánchez RM, Rojas-Graü MA, Odriozola-Serrano I, González-Aguilar G and Martín-Belloso O. 2013. Influence of alginate-based edible coating as carrier of antibrowning agents on bioactive compounds and antioxidant activity in fresh-cut Kent mangoes. *LWT - Food Science and Technology* 50: 240-246.
- Salinas-Hernández RM, González-Aguilar GA and Tiznado-Hernández ME. 2015. Utilization of physicochemical variables developed from changes in sensory attributes and consumer acceptability to predict the shelf life of fresh-cut mango fruit. *Journal of Food Science and Technology* 52(1): 63-77.
- Selcuk N and Erkan M. 2015. The effects of modified and palliflex controlled atmosphere storage on postharvest quality and composition of 'Istanbul' medlar fruit. *Postharvest Biology and Technology*. 99: 9-19. doi: 10.1016/j.postharvbio.2014.07.004
- Sellamuthu PS, Denoya GI, Sivakumar D, Polenta GA and Soundy P. 2013. Comparison of the contents of bioactive compounds

and quality parameters in selected mango cultivars. *Journal of Food Quality* 36: 394–402. doi: 10.1111/jfq.12058

Shahnawaz M, Sheikh SA, Panwr AA, Khaskheli SG and Awan FA. 2012. Effect of hot water treatment on the chemical, sensorial properties and ripening quality of Chaunsa mango (*Mangifera indica* L.). *Journal of Basic Applied Sciences* 8: 328–333. doi: 10.6000/1927-5129.2012.08.02.13

Siddiq M, Sogi DS and Dolan KD. 2013. Antioxidant properties, total phenolics, and quality of fresh-cut 'Tommy Atkins' mangoes as affected by different pre-treatments. *LWT - Food Science and Technology* 53(1): 156–162. doi: 10.1016/j.lwt.2013.01.017

Souza PM, Antônio FM, Cerqueira MA, Teixeira JA, Vicente AA, Carneiro-da-Cunha and Maria G. 2015. Effect of an edible nanomultilayer coating by electrostatic self-assembly on the shelf life of fresh-cut mangoes. *Food and Bioprocess Technology* 8(3): 647-654. doi: 10.1007/s11947-014-1436-1

Waghmare RB, Mahajan PV and Annapure US. 2013. Modelling the effect of time and temperature on respiration rate of selected fresh-cut produce. *Postharvest Biology and Technology* 80(0): 25-30.

Zapata J, Carvajal L and Ospina N. 2004. Aplicación de métodos combinados para la conservación de papaya hawiana (*Carica papaya*) cortada en láminas. *Alimentación Equipos y Tecnología*. 190: 113-9.