



Anais da Academia Brasileira de Ciências

ISSN: 0001-3765

aabc@abc.org.br

Academia Brasileira de Ciências

Brasil

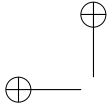
Pereira, Pedro H.C.; Ferreira, Beatrice P.; Rezende, Sérgio M.
Community structure of the ichthyofauna associated with seagrass beds (*Halodule wrightii*) in
Formoso River estuary - Pernambuco, Brazil
Anais da Academia Brasileira de Ciências, vol. 82, núm. 3, septiembre, 2010, pp. 617-628
Academia Brasileira de Ciências
Rio de Janeiro, Brasil

Available in: <http://www.redalyc.org/articulo.oa?id=32717619009>

- How to cite
- Complete issue
- More information about this article
- Journal's homepage in redalyc.org

redalyc.org

Scientific Information System
Network of Scientific Journals from Latin America, the Caribbean, Spain and Portugal
Non-profit academic project, developed under the open access initiative



Anais da Academia Brasileira de Ciências (2010) 82(3): 617-628
(Annals of the Brazilian Academy of Sciences)
ISSN 0001-3765
www.scielo.br/aabc

Community structure of the ichthyofauna associated with seagrass beds (*Halodule wrightii*) in Formoso River estuary – Pernambuco, Brazil

PEDRO H.C. PEREIRA, BEATRICE P. FERREIRA and SÉRGIO M. REZENDE

Departamento de Oceanografia, Universidade Federal de Pernambuco, UFPE, Centro de Tecnologia e Geociências (CTG)
Av. Arquitetura, s/n, Cidade Universitária, 50670-901 Recife, PE, Brasil

Manuscript received on August 21, 2009; accepted for publication on November 22, 2009

ABSTRACT

Seagrass beds are used by juvenile fishes in different ways, generally as nursery sites, shelter from predators, reducing competition and increasing availability of food resources, thus establishing a relationship of connectivity with other ecosystems. In the present study, the community structure of the ichthyofauna associated with seagrass beds on the Formoso River (Pernambuco – Brazil) was evaluated during the winter of 2008. Twenty-seven manual trawls (13 during daytime and 12 nighttime) were performed, and a total of 358 fishes belonging to 18 families, 21 genus and 25 species were collected. The Catch Per Unit Effort (CPUE) by trawling average was 13.5 and 4.95 individuals per species per trawl. The most abundant families were Scaridae ($n = 111$), Tetraodontidae ($n = 63$), Lutjanidae ($n = 56$), Mullidae ($n = 39$) and Engraulidae ($n = 19$). Ecological indices for diel changes were always higher for the night period, confirming that such areas are used more frequently during this period. The need for measures to conserve these areas is emphasized by its importance and vulnerability to human impacts.

Key words: connectivity, seagrass beds, reef fishes, diversity.

INTRODUCTION

The use of seagrass beds by several species of fishes has received considerable attention because of the connection between, the mangroves and coral reefs (Pollard 1984, Parrish 1989, Beck et al. 2001). However, the importance of these ecosystems for reefs/estuarine fishes has not been adequately quantified. It is necessary to know the real function of seagrass beds as refuge areas from predators, areas of decreased competition and increased availability of food resources (Blaber and Blaber 1980, Laegdsgaard and Johnson 2001, Adams and Ebersole 2002).

The protection and management of seagrass bed environments are essential for the survival of many marine species connected to coral reefs, sand plains and

ments (Beck et al. 2001). Important ecological functions among these ecosystems include energy flow, use of a combination of habitats throughout the life of animals, determined by ontogenetic migration (Beck et al. 1983, Parrish 1989).

Non-reef habitats located near the reef systems act as buffer areas. They keep the recruitment levels during the periods in which they are low, and provide corridors (“stepping stones”) where fishes move while keeping the connectivity among the habitats. Juvenile, subadult and adults (Laegdsgaard and Johnson 1995, Gillanders et al. 2003, Mumby et al. 2003).

Many families of reef fishes with ecological and economic importance (e.g. Haemulidae, Lutjanidae, Mullidae and Scaridae) migrate among the areas



groves, seagrass and coral reefs and, thus, perform ontogenetic migrations among these areas, which involve changes in diet and behavior (Lindeman et al. 2000, Cocheret de la Morinière et al. 2003).

Several studies have been performed worldwide describing the community of the ichthyofauna in seagrass areas (e.g. Weinstein and Heck 1979, Verweij et al. 2006, Allen et al. 2007, Lugendo et al. 2007, Nakamura and Tsuchiya 2008). In Brazil, few studies have been conducted (Schwamborn 2004, Rezende 2008), and there is a clear need for extending this line of studies to improve the understanding of ecological relationships in these ecosystems.

This study aims to evaluate the community structure of the ichthyofauna associated with seagrass beds of Formoso River estuary during the winter months (June to August) in Tamandaré municipality, Pernambuco State. Species composition, abundance, diversity, size/weight data and trophic guilds were used to describe the fish community.

MATERIALS AND METHODS

STUDY AREA

The study area is included in the limits of two multiple-use protected areas: “APA de Guadalupe” and “APA Costa dos Corais”.

The Environmental Protection Area (EPA) de Guadalupe is spread to continental and marine areas and covers four municipalities: Sirinhaém, Formoso River, Tamandaré and Barreiros. The Environmental Protection Area (APA) Costa dos Corais, extended to over 135 km of coastline from Tamandaré, southern state of Pernambuco, to Maceió, state of Alagoas, and is the first unit of the federal conservation that includes coastal reefs. It is also the largest marine conservation unit in Brazil (Ferreira and Cava 2001).

The study was conducted in the municipality of Tamandaré (Fig. 1), which is characterized by reef formations parallel to the coast. It has a tropical climate with a dry season from October to March, with temperatures around 30°C and a rainy season between April

diverse range of ecosystems (mangroves, sand banks, seagrass beds and coral reefs).

The seagrass beds found in the area are mainly composed by *Halodule wrightii*, which are positioned parallel to the coastline and are spread over a small part of Carneiros beach. They are usually inserted among plains of sand, with an average depth between 0.5 and 2.0 m and making patches of short extensions. Channels are reported between the sand plans and the seagrass meadows, which can be used for the migration of species in general (personal observation).

SAMPLING

Samples were collected monthly during day and nighttime in the seagrass beds in the winter months (June to August) using a manually operated bottom trawl for capturing juvenile fishes and settlers. It consisted of a PVC frame 1,5 × 1,0 m, with a 5 mm mesh. Trawling was performed parallel to the coast-line and at random location for three minutes each. No nocturnal sampling was held during the month of June due to logistical conditions.

After the completion of trawls, all the collected material was sorted. Fishes were separated and placed in a plastic tray with sea water while the remaining material (invertebrates, algae and sediment) were promptly returned to the ocean. The collected fishes were taken to the laboratory of CEPENE/IBAMA, and individuals were weighed, measured and included in classes of length, then fixed in a solution of 10% formalin and preserved in alcohol 70° GL. The Catch Per Unit Effort (CPUE) was calculated for each trawl and was $(\text{Ind.}/\text{Trawl}) = \text{Number of individuals per trawl}$.

At all the sampling points the temperature (°C) and surface water salinity (PSU) were measured.

DATA ANALYSIS

Indices were calculated to compare the ichthyofauna between day periods and months of samples. The diversity index of Shannon-Wiener (H'), species richness of Margalef (D) and equitability of Pielou (J') were calculated using the software Species Diversity Richness, version 1.2.



STRUCTURE OF THE FISH COMMUNITY ASSOCIATED WITH SEAGRASS BEDS

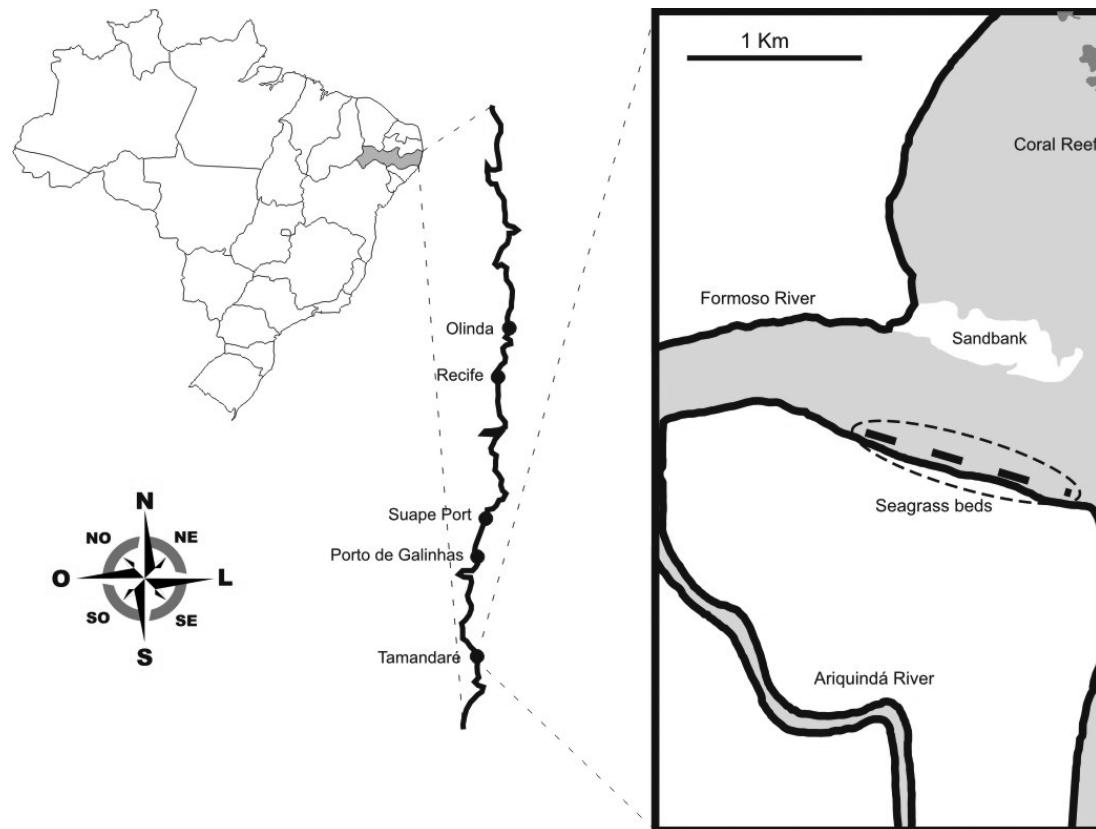


Fig. 1 – Map of the study area with the associated ecosystems (sand banks, seagrass beds and coral reefs).

logical indices, the Kruskal-Wallis test (Zar 1999) was used, both available on BioEstat 3.1 software (Ayres et al. 2003). Normality and homogeneity of variances were tested using the software StatView (Roth et al. 1995).

The collected species were separated according to the feeding habits and, then, grouped into six trophic guilds (Ferreira et al. 2004): OMN: Omnivores, CAR: Carnivores, MIF: Mobile invertebrate feeders, PIS: Piscivores, SIF: Sessile invertebrate feeders, and HER: Herbivores.

RESULTS

Twenty-seven manual trawls (15 daytime and 12 nocturnal) were performed during winter months (June to August 2008). A total of 358 individuals were collected.

a maximum of 35 individuals and a minimum of 10 while the average species richness was of 4.95 species per trawl, with a maximum of 10 species and a minimum of one (Table I).

Environmental conditions in winter were of lower temperatures and higher pluviosity in the region. The minimum temperature recorded was 24.5°C and the maximum of 26.5°C, whereas the minimum recorded salinity was 32.1 PSU and the maximum was 38.3 PSU.

Individuals of *Sparisoma axillare* (Scaridae) (n = 104), *Sphoeroides spengleri* (Tetraodontidae) (n = 104) and *Lutjanus synagris* (Lutjanidae) (n = 36) were the most frequent, occurring respectively in 81.4%, 81.4% and 59.2% of the samples. Subsequently, *Scorpaenoplumieri* (Scorpaenidae) (n = 17) and *Pseudupeneus culatus* (Mullidae) (n = 39) were the two most frequent.



TABLE I
Summary of the number of samples, average and number of individuals and variations in environmental conditions during the studied months. Ind./Trawl = Average number of individuals per trawl. Spe./Trawl = Average total number of species per trawl.

Months	Temp. (°C)	Salin. (psu)	Tide	N. Ind.	N. Trawl.	Ind./Trawl.	Spe./Trawl.
June – 2008	25.2	32.1	Spring	92	5 – Daytime	18.40	4.80
July – 2008	26.5	36.4	Neap	44	6 – Daytime	7.33	3.83
July – 2008	24.5	35.2	Spring	107	6 – Nocturnal	17.83	6.16
August – 2008	24.6	37.0	Spring	52	6 – Nocturnal	8.66	5.10
August – 2008	25.3	38.3	Spring	63	4 – Daytime	15.75	5.00
Total	—	—	—	358	27	13.5	4.95

Rypticus saponaceus, *Mycteroperca bonaci*, *Archosargus rhomboidalis*, *Mulloidichthys martinicus*, *Bodianus rufus*, *Doratonotus megalepis*, *Sparisoma frondosum*, *Malacotenus delalandii*, *Barbulifer ceuthoecus*, *Acanthurus chirurgus*, *Stephanolepis hispidus* and *Sphoeroides greeley* (Table II).

Among the recorded families, five were the most representative ones and comprised 80.4% of total individuals: Scaridae (n = 111), which corresponds to 31.0% of all individuals, Tetraodontidae (n = 63; 17.5%), Lutjanidae (n = 56; 15.6%), Mullidae (n = 40; 10.8%) and Engraulidae (n = 19; 5.3%).

The analysis of abundance by CPUE (Ind./Trawl), considering the more representative five families, indicated the family Scaridae as the most abundant (average of 4.11 Ind./Trawl) (Fig. 2).

DIEL VARIATION IN THE ABUNDANCE AND COMPOSITION OF THE ICHTHYOFAUNA

A total of five species were collected only in daytime samples: *Bodianus rufus*, *Dactylopterus volitans*, *Doratonotus megalepis*, *Mycteroperca bonaci* and *Rypticus saponaceus* which represent 18.5% of total collected taxa. Besides, these eight species were collected only during nighttime: *Anchoa* sp., *Barbulifer ceuthoecus*, *Eucinostomus lefroyi*, *Hemiramphus brasiliensis*, *Mulloidichthys martinicus*, *Sparisoma frondosum*, *Sphoeroides greeleyi* and *Stephanolepis hispidus*, which represents 29.6% of the total collected, thus, showing the

A significant difference among the species collected during the daytime and at night was found ($G = 130.51$, $df = 24$, $p < 0.01$), showing the use of the area by different species of the community at different periods of the day.

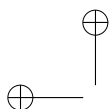
LENGTH AND WEIGHT COMPOSITION

The lowest total length (TL) observed was 1.0 cm for a *Sphoeroides testudineus* specimen, and the largest collected individual was a specimen of *Hemiramphus brasiliensis* with 20.0 cm of total length. The species that showed the larger range of length was *Scorpaena plumieri* – average of 14.2 cm, ranging from 4.0 to 18.2 cm, and the smaller was *Sphoeroides greeleyi* – average of 0.3 cm, ranging from 1.5 to 1.8 cm (Table III).

Regarding weight patterns, the highest value was recorded for the species *Scorpaena plumieri* – 155.10 g, and the lowest (0.10 g) for several species: *Syngnathus folletti*, *Lutjanus synagris*, *Sparisoma axillare*, *Ctenogobius saepepallens*, and *Sphoeroides spengleri*. The species that showed the greater weight range was *Scorpaena plumieri* – average of 153.30 g, ranging from 1.80 to 155.10, and the smaller was *Syngnathus folletti* – 0.10 g, ranging from 0.10 to 0.20 g (Table III).

For most of species (72.0%; n = 18), the average TL is lower than the 10% of maximum total length found in the literature. Thus, individuals can be considered recruits or juveniles.

The five most representative families (Scaridae, Tetraodontidae, Lutjanidae, Mullidae and Engraulidae,



STRUCTURE OF THE FISH COMMUNITY ASSOCIATED WITH SEAGRASS BEDS

TABLE II
Checklist of the collected species. N = Absolute number of individuals F.O (%) = Frequency of occurrence rates of total trawl
CPUE (Ind./Trawl) = Number of individuals per trawl; Trophic. * = Trophic categories.

Família*	Taxas*	N.	F.O (%)	CPUE	Trophic
Engraulidae	<i>Anchoa</i> sp.	19	22.2	0.70	—
Hemiramphidae	<i>Hemiramphus brasiliensis</i> (Linnaeus, 1758)	1	3.7	0.03	OMN
Syngnathidae	<i>Syngnathus folletti</i> (Herald, 1942)	5	11.1	0.18	CAR
Dactylopteridae	<i>Dactylopterus volitans</i> (Linnaeus, 1758)	3	11.1	0.11	MIF
Scorpaenidae	<i>Scorpaena plumieri</i> (Bloch, 1789)	17	33.3	0.62	CAR
Serranidae	<i>Rypticus saponaceus</i> (Bloch and Schneider, 1801)	1	3.7	0.03	MIF
Epinephelidae	<i>Mycteroperca bonaci</i> (Poey, 1860)	1	3.7	0.03	PIS
Lutjanidae	<i>Lutjanus synagris</i> (Linnaeus, 1758)	36	59.2	1.33	CAR
	<i>Lutjanus analis</i> (Cuvier, 1828)	7	11.1	0.25	CAR
	<i>Lutjanus</i> sp.	13	37.0	0.48	—
Gerreidae	<i>Eucinostomus lefroyi</i> (Goode, 1874)	10	11.1	0.37	SIF
Sparidae	<i>Archosargus rhomboidalis</i> (Linnaeus, 1758)	2	7.4	0.07	HER
Mullidae	<i>Mulloidichthys martinicus</i> (Cuvier, 1829)	1	3.7	0.03	SIF
	<i>Pseudupeneus maculatus</i> (Bloch, 1793)	39	33.3	1.44	SIF
Labridae	<i>Bodianus rufus</i> (Linnaeus, 1758)	1	3.7	0.03	PIV
	<i>Doratonotus megalepis</i> (Günther, 1862)	1	3.7	0.03	CAR
Scaridae	<i>Sparisoma axillare</i> (Steindachner, 1878)	104	81.4	3.85	HER
	<i>Sparisoma amplum</i> (Bonnaterre, 1788)	6	14.8	0.22	HER
	<i>Sparisoma frondosum</i> (Ranzani, 1841)	1	3.7	0.03	HER
Labrisomidae	<i>Malacoctenus delalandii</i> (Valenciennes, 1836)	2	7.4	0.07	MIF
Gobiidae	<i>Barbulifer ceuthoecus</i> (Jordan and Gilbert, 1884)	1	3.7	0.07	MIF
	<i>Ctenogobius saepepallens</i> (Gilbert and Randall, 1968)	15	25.9	0.55	MIF
Acanthuridae	<i>Acanthurus chirurgus</i> (Bloch, 1787)	4	7.4	0.14	HER
Monacanthidae	<i>Stephanolepis hispidus</i> (Linnaeus, 1766)	1	3.7	0.03	OMN
Tetraodontidae	<i>Sphoeroides spengleri</i> (Bloch, 1785)	46	77.7	1.70	MIF
	<i>Sphoeroides testudineus</i> (Linnaeus, 1758)	15	25.9	0.55	MIF
	<i>Sphoeroides greeleyi</i> (Gilbert, 1900)	2	7.4	0.07	MIF

*Phylogenetic classification by (Nelson 2006). Trophic Organization by (Ferreira et al. 2004). OMN: Omnivores, CAR: Carnivores, MIF: Mobile invertebrate feeders, PIS: Piscivores, SIF: Sessile invertebrate feeders, HER: Herbivores.

was represented by three species: *Sparisoma axillare* (n = 104), *Sparisoma amplum* (n = 6) and *Sparisoma frondosum* (n = 1), maximum and minimum TL of 9.0 cm and 1.5 cm, respectively, with a mean size of 3.69 cm.

DIVERSITY, RICHNESS AND EQUITABILITY
OF THE ICHTHYOFAUNA

and Pielou equitability ($J' = 0705$). The obtained per month and per period (daytime and nighttime) given in Figure 4.

There was no significant differences among the analyzed months (Fig. 4A) ($H = 0462$, $df = 2$, $p > 0.05$), indicating a small fluctuation in the community composition during the winter months.

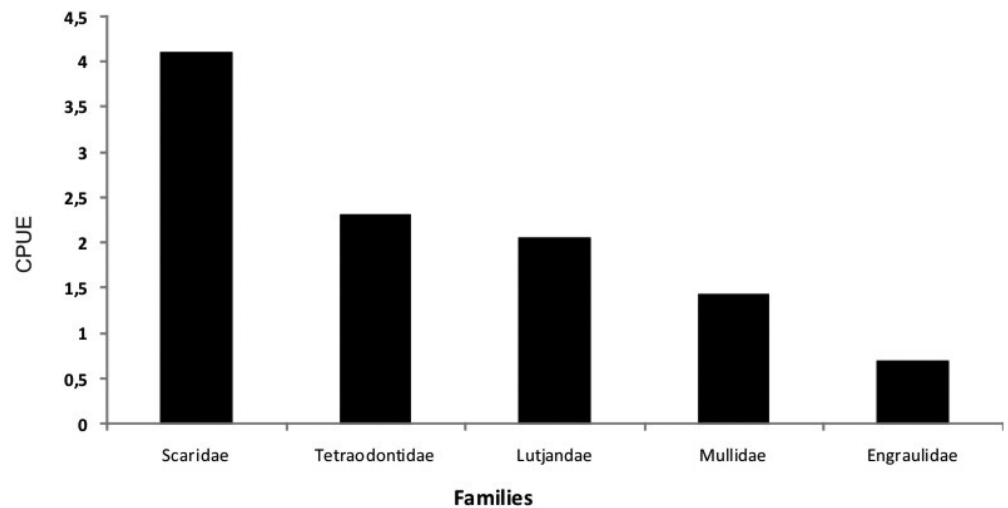
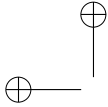


Fig. 2 – Abundance CPUE (Ind./Trawl) of the most representative families collected during the winter on Carneiros beach, Tamandaré – PE.

this period, with daytime values of ($H' = 1.86$ – standard deviation = 0.0080), ($D = 3.25$) and ($J' = 0.57$), and nighttime values of ($H' = 2.33$ – standard deviation = 0.0078), ($D = 3.84$) and ($J' = 0.72$), (Fig. 4B).

TROPHIC GUILDS

Most of the collected species was classified as Mobile invertebrate feeders (36%), followed by Carnivores (20%) and Herbivores (20%) (Fig. 5). Concerning the number of individuals for each trophic guild, herbivores were the most representative, with 117 individuals (36.33%), followed by mobile invertebrate feeders, with 86 individuals (26.76%), and carnivores with 66 individuals (20.59%).

DISCUSSION

It is well known that the density of fishes associated with marine seagrass beds is directly related to leaf area of plant and structural complexity of the dominant algae (Jernakoff et al. 1996). The studied area is characterized by the predominance of the species *Halodule wrightii*, which is among the species of smaller leaf surface (Jernakoff et al. 1996).

Ichthyofauna studies in mangroves areas and seagrass beds showed that such sites have a relatively high

of numerical abundance (Quinn 1980, Lugendo et al. 2007). In Madagascar, for example, five species were found representing this total (Laroche et al. 1997); in Australia, only three species (Kwak and Klumpp 2004) were found and in an estuary in the Northeast Brazil (Barletta et al. 2005), six species. In the present study, by analyzing just the winter months (June, July and August), this trend was confirmed, with eight species representing 81% of the whole community sampled.

The understanding of changes in the abundance and diversity of fish fauna in seagrass meadows during day/night periods is a key factor to understand the community dynamics (Bell and Harmelin-Vivien 1982, Cocheret de la Morinière et al. 2003, Lugendo et al. 2007). Many previous studies concluded that both the number and density of species were higher at night (Baelde 1990, Nagelkerken et al. 2000, Letourneur et al. 2001, Jelbart et al. 2007), mainly due to the fact that many species use the reef environment as a structural refuge during the day, but depending on the seagrass beds and other areas of connectivity to feed at night and dusk. This same pattern was confirmed in this study with values always higher at night.

Studies of faunal communities in seagrass meadows on the coast of Pernambuco were conducted by Ramos



STRUCTURE OF THE FISH COMMUNITY ASSOCIATED WITH SEAGRASS BEDS

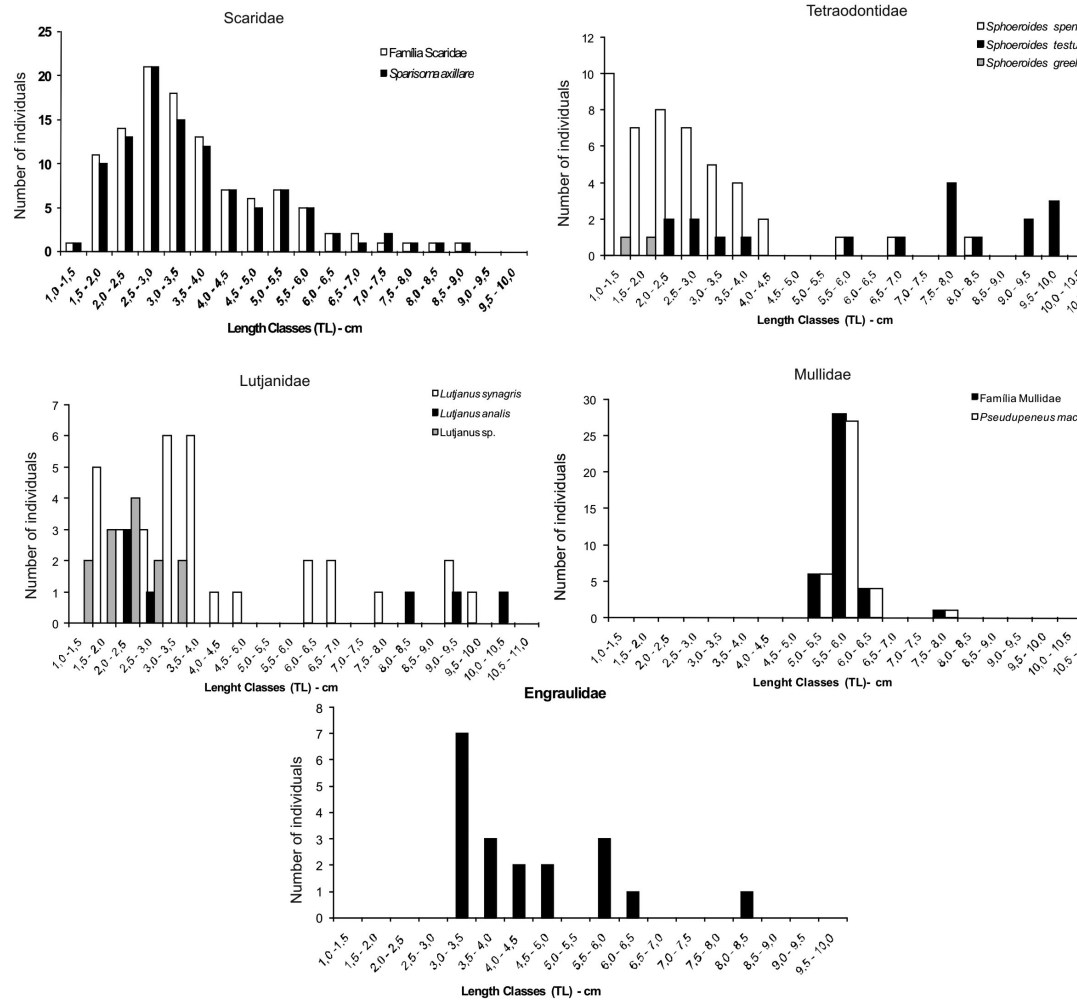


Fig. 3 – Abundance CPUE (Ind./Trawl) of the most representative families collected during the winter on Carneiros beach, Tamandaré –

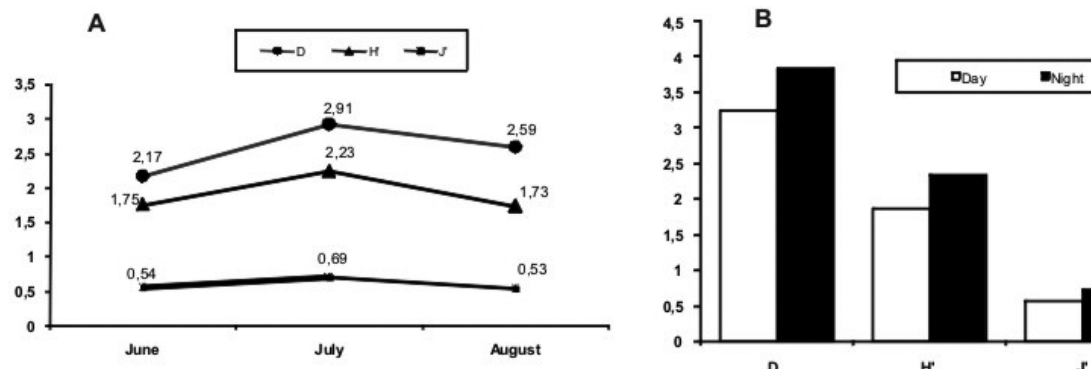




TABLE III
Structure of ichthyofauna depending on length and weight, with the average total length (TL) and weight, on the amplitude with maximum and minimum values. TL max = Maximum size recorded in literature (cm). Humann and Deloach 2002, Fishbase 2009.

Species	N.	Average TL (cm)	Variation TL (cm)	TL Max – cm (literature)	Weight average (g)	Weight variation (g)
<i>Anchoa</i> sp.	19	4.57	3.2–8.5	—	1.47	0.1–9.3
<i>Hemiramphus brasiliensis</i>	1	20.0	—	55.0	20.80	—
<i>Syngnathus folletti</i>	5	5.58	3.5–7.2	25.0	0.12	0.1–0.2
<i>Dactylopterus volitans</i>	3	9.63	9.2–10.1	50.0	15.4	14.5–17.1
<i>Scorpaena plumieri</i>	17	6.30	4.0–18.2	51.0	14.1	1.8–155.1
<i>Rypticus saponaceus</i>	1	3.01	—	35.0	0.31	—
<i>Mycteroperca bonaci</i>	1	4.03	—	120.0	0.80	—
<i>Lutjanus synagris</i>	36	4.80	1.9–12.8	60.0	4.37	0.1–35.2
<i>Lutjanus analis</i>	7	5.80	1.6–15.0	85.0	10.5	0.1–51.2
<i>Lutjanus</i> sp.	13	2.25	1.0–3.2	—	0.34	0.1–0.7
<i>Eucinostomus lefroyi</i>	10	2.45	1.7–3.5	25.0	0.27	0.1–0.7
<i>Archosargus rhomboidalis</i>	2	9.41	4.1–14.7	33.0	31.31	1.1–61.5
<i>Mulloidichthys martinicus</i>	1	3.12	—	39.4	0.22	—
<i>Pseudupeneus maculatus</i>	39	5.89	5.2–8.0	35.0	2.24	1.3–7.3
<i>Bodianus rufus</i>	1	3.32	—	40.0	0.52	—
<i>Doratonotus megalepis</i>	1	2.11	—	9.4	0.53	—
<i>Sparisoma axillare</i>	104	3.69	1.5–9.0	37.0	1.50	0.1–11.6
<i>Sparisoma amplum</i>	6	4.01	2.5–5.7	65.0	1.65	0.7–3.5
<i>Sparisoma frondosum</i>	1	2.53	—	40.0	0.21	—
<i>Malacoctenus delalandii</i>	2	4.21	3.4–5.0	8.2	1.12	0.6–1.6
<i>Barbulifer ceuthoecus</i>	1	2.71	—	3.5	0.11	—
<i>Ctenogobius saepepallens</i>	15	2.28	1.7–3.0	5.0	0.15	0.1–0.3
<i>Acanthurus chirurgus</i>	4	4.02	2.4–5.2	41.0	2.05	1.4–2.9
<i>Stephanolepis hispidus</i>	1	3.72	—	38.0	0.82	—
<i>Sphoeroides spengleri</i>	46	2.61	1.4–8.5	30.0	0.88	0.1–13.6
<i>Sphoeroides testudineus</i>	15	7.59	1.0–11.0	38.8	12.73	0.1–33.0
<i>Sphoeroides greeleyi</i>	2	1.65	1.5–1.8	18.0	0.31	0.1–0.5

nities. The equipment and methodology used in this study is similar to those used in Schwamborn (2004) and Rezende (2008); however, it was performed manually and only during the winter (rainy season). This maneuver brought some advantages, as the noise of the motorboat engine may drive off individuals and, thus,

For the seagrass beds of Itamaracá – Pernambuco State, Schwamborn (2004) found that the Shannon-Wiener index ($H' = 1.43$) and the richness index of Margalef ($D = 3.00$ to 4.4) showed the highest values during the rainy season. The values reported in the present study were higher than those observed by Schwamborn (2004).



STRUCTURE OF THE FISH COMMUNITY ASSOCIATED WITH SEAGRASS BEDS

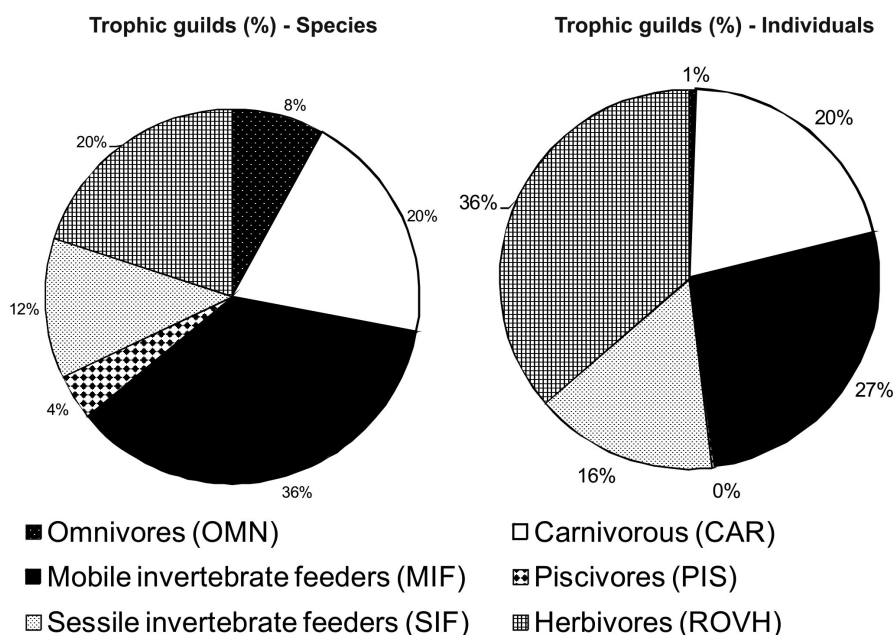


Fig. 5 – Trophic organization of the collected ichthyofauna for species and individuals during the winter on Carneiros beach, Tamandaré

son). In June, Rezende (2008) obtained ($H' = 1.52$ and $J' = 0.38$), and this study ($H' = 1.75$ and $J' = 0.54$); in July, ($H' = 1.66$ and $J' = 0.41$), and this study ($H' = 2.23$ and $J' = 0.69$); and in August, ($H' = 1.47$ and $J' = 0.36$), and this study ($H' = 1.73$ and $J' = 0.53$). It was noted that the values of diversity were very similar. However in the present study, they were higher, possibly due to the aforementioned methodological problems using motorboat.

Comparing the species composition with a survey of reefs in the region of Tamandaré (Ferreira and Cava 2001), 20 species (80.0%) were also found in the reef environments. When the same comparison is made with the estuarine ichthyofauna obtained during a study in the same region (F.L.B. Santos, unpublished data), only nine (36.3%) and (Paiva et al. 2008) ten species (40.0%) that occurred in the estuary of the Formoso River were collected in the meadow. Therefore, we suggest that the species composition of seagrass beds has a greater influence of reef environments.

The mobile invertebrate feeders trophic guild was the most representative. This fact was also evidenced in

the ichthyofauna is due to the large availability of invertebrates (crustaceans, polychaets and molluscs) living in association with the seagrass (Nakamura and Santos 2008, Casares and Creed 2008).

The presence in this seagrass of a large number of herbivores contradicts the theories related to the habits of herbivorous and seagrass beds (Bell and Hixon 1989, Allen et al. 2006), where the abundance of herbivores and the consumption of algae by the community is low, despite the availability of the algae in the meadows. However, another hypothesis, which corroborates the present study, argues that large herbivores use algae as a food resource (Lobel and Ogden 2003, Nakamura et al. 2003), specifically for individuals of the families Scaridae and Acanthuridae (Randal 2001, Ferreira and Gonçalves 2006).

Marine seagrass beds worldwide are suffering from the reduction of their areas due to the process of urbanization and human interference on the coast (Duarte and Marques and Creed 2008). In several places, partial or even total degradation is found (Hemminga and Duarte 2000). This fact directly affects the fauna associated



2006), a decline was observed in two populations in the Brazilian coast: one in Paraná State and the other in Abrolhos bank, Bahia State. The analyzed region in this study is within the limits of two marine protected areas, which enhances the need for management strategies of sustainable use and ecosystem conservation. Such strategies should include measures to protect the seagrass beds from a diversity of impacts, including the removal of algae. User restrictions to avoid trampling and tourism by avoiding the presence of vessels, for instance, is urgently needed, since these are important nursery sites for reef fishes. Fishery in reef environments is an activity of great social and economic importance in the region (Ferreira and Maida 2001), whose sustainability depends on the integrity of habitats that are essential to the fish fauna.

ACKNOWLEDGMENTS

The authors thank Alfredo Carvalho Filho for helping with species identification, Lais Chaves for the English review, João Lucas Feitosa for the map drawing, Centro de Pesquisa e Gestão de Recursos Pesqueiros do Nordeste (CEPENE/ICMBio) for the use of laboratories, and IBAMA for the license no. 16109-1. They also thank the team of Projeto Meros do Brasil (Alberto, Manuel and Nino), who helped in the fieldwork.

RESUMO

Pradarias de fanerógamas são utilizadas pela ictiofauna, de maneira geral como ambiente de berçário, abrigo contra predadores, diminuição de competição e maior disponibilidade de recursos alimentares, estabelecendo uma relação de conectividade com demais ecossistemas costeiros. No presente estudo foi avaliada a estrutura da ictiofauna associada às pradarias de fanerógamas do estuário do Rio Formoso no litoral de Pernambuco durante o inverno de 2008. Foram realizados no total 27 arrastos manuais (15 diurnos e 12 noturnos), nos quais foram amostrados 358 peixes pertencentes a 18 famílias, 21 gêneros e 25 espécies. A Captura por unidade de esforço (CPUE) média por arrasto foi de 13,5 indivíduos e 4,95 espécies por arrasto. As famílias mais abundantes foram Scaridae (n = 111), Tetraodontidae (n = 63), Lutjanidae (n = 56), Mullidae (n =

ictiofauna de forma mais intensa neste período. A necessidade de medidas para proteção destas áreas é evidente na região devido a sua importância e vulnerabilidade a impactos antrópicos.

Palavras-chave: conectividade, bancos de fanerógamas, peixes recifais, diversidade.

REFERENCES

- ADAMS AJ AND EBERSOLE JP. 2002. Use of back-reef lagoon habitats by coral reef fishes. *Mar Ecol Prog Ser* 228: 213–226.
- ALLEN T, JIMÉNEZ M AND VILLAFRANCA S. 2006. Estructura y categorías tróficas de peces asociados a praderas de *Thalassia testudinum* (Hydrocharitales, Hydrocharitaceae) en el golfo de Cariaco, Estado de Sucre, Venezuela. *Invest Mar* 34(2): 125–136.
- ALLEN T, JIMÉNEZ M, MARQUEZ B AND FIGUEROA Y. 2007. Ictiofauna de tres praderas de *Thalassia testudinum* de la costa norte del Golfo de Santa Fé, Estado Sucre, Venezuela. *Bol Inst Oceanogr Venezuela* 46: 67–78.
- ALVES MS. 2000. Fauna associada aos prados de *Halodule wrightii* Aschers. In: BARROS HM, ESKINAZI-LEÇA E, MACEDO SJ AND LIMA T (Eds), *Gerenciamento participativo de Estuários e Manguezais*. Ed. Universitária da UFPE, Recife, p. 75–97.
- AYRES M, AYRES MJR, AYRES DL AND SANTOS AAS. 2003. *BioEstat 3.0: aplicações estatísticas nas áreas de Ciências Biológicas e Médicas*. Belém, Sociedade Civil Mamirauá, 290 p.
- BAELDE P. 1990. Differences in the structures of fish assemblages in *Thalassia testudinum* beds in Guadalupe, French West Indies, and their ecological significance. *Mar Biol* 105: 163–173.
- BARLETTA M, BARLETTA-BERGAN A, SAINT-PAUL U AND HUBOLD G. 2005. The role of salinity in structuring the fish assemblages in a tropical estuary. *J Fish Biol* 66: 45–72.
- BECK MW ET AL. 2001. The identification, conservation, and management of estuarine and marine nurseries for fish and invertebrates. *Bioscience* 51: 633–642.
- BELL JD AND HARMELIN-VIVIEN ML. 1982. Fish fauna of French Mediterranean *Posidonia oceanica* seagrass meadows. 1. Community structure. *Tethys* 10: 337–347.
- B... ID... P... DA 1999. Fish... 661



STRUCTURE OF THE FISH COMMUNITY ASSOCIATED WITH SEAGRASS BEDS

- BLABER SJM AND BLABER TG. 1980. Factors affecting the distribution of juvenile estuarine and inshore fish. *J Fish Biol* 17: 143–162.
- CASARES FA AND CREED JC. 2008. Do small A. J. seagrasses enhance density, richness and diversity of macrofauna? *J Coastal Research* 24(3): 790–797.
- COCHERET DE LA MORINIÈRE E, POLLUX BJA, NAGELKERKEN I AND VAN DER VELDE G. 2003. Diet shifts of Caribbean grunts (*Haemulidae*) and snappers (*Lutjanidae*) and the relation with nursery-to-coral reef migrations. *Est Coast Shelf Sci* 57: 1079–1089.
- DUARTE CM. 2002. The future of seagrass meadows. *Environ Conser* 29(2): 192–206.
- FERREIRA BP AND CAVA F. 2001. Ictiofauna marinha da APA Costa dos Corais: lista de espécies através de levantamento da Pesca e Observações Subaquáticas. *Bol Tec Cient CEPENE* 9: 167–180.
- FERREIRA BP AND MAIDA M. 2001. Fishing and the Future of Brazil's Northeastern Reefs. *InterCoast* 38: 22–23.
- FERREIRA CEL AND GONÇALVES JEA. 2006. Community structure and diet of roving herbivorous reef fishes in the Abrolhos Archipelago, south-western Atlantic. *J Fish Biol* 69(4): 1533–1551.
- FERREIRA CEL, FLOETER SR, GASPARINI JL, JOYEUX JC AND FERREIRA BP. 2004. Trophic structure patterns of Brazilian reef fishes: a latitudinal comparison. *J Biogeogr* 31: 1093–1106.
- FISHBASE 2009. Species catalog. World Wide Web: <<http://www.fishbase.org.html>>.
- GREENWAY M. 1995 Trophic relationships of macrofauna within a Jamaican seagrass meadow and the role of the echinoid *Lytechinus variegatus* (Lamarck). *Bull Mar Sci* 56(3): 719–736.
- GILLANDERS BM, ABLE KW, BROWN JA, EGGLESTON DB AND SHERIDAN PF. 2003. Evidence of connectivity between juvenile and adult habitats for mobile marine fauna: an important component of nurseries. *Mar Ecol Prog Ser* 247: 281–295.
- HEMMINGA MA AND DUARTE CM. 2000. *Seagrass Ecology*. Cambridge University Press, UK.
- HOVEL KA AND LIPCIUS RN. 2001. Habitat fragmentation in a seagrass landscape: patch size and complexity control blue crab survival. *Ecol* 82: 1814–1829.
- JELBART JE, PAULINE MR AND ROD MC. 2007. Pa small fish distributions in seagrass beds. *J Mar Biol* 87: 1297–1307.
- JERNAKOFF P, BREARLEY A AND NIELSEN J. 1996. affecting grazer-epiphyte interactions in temper grass meadows. *Oceanogr Mar Biol* 34: 109–162.
- KWAK SN AND KLUMPP DW. 2004. Temporal vari species composition and abundance of fish and d in Cockle Bay, North Queensland, Australia. *Ac* 78: 119–134.
- LAEGDSGAARD P AND JOHNSON C. 1995. Mangro tats as nurseries: unique assemblages of juvenile subtropical mangroves in eastern Australia. *Mar E Ser* 126: 67–81.
- LAEGDSGAARD P AND JOHNSON C. 2001. Why do fish utilize mangrove habitats? *Exp Marine Biol E* 229–253.
- LAROCHE J, BARAN E AND RASOANANDRASAN 1997. Temporal patterns of fish assemblage in a se mangrove zone in Madagascar. *J Fish Biol* 51: 3–
- LETOURNEUR Y, DARNAUDE A, SALEN-PICARD HARMELIN-VIVIEN MM. 2001. Spatial and t variations of fish assemblages in a shallow Mediter soft-bottom area (Gulf of Fos, France). *Oceanol* 273–285.
- LINDEMAN KC, PUGLIOSE R, WAUGH GT AND A 2000. Developmental patterns within a multispec fishery: management applications for essential fi tats and protected areas. *Bull Mar Sci* 66: 929–93
- LOBEL PS AND OGDEN JC. 1981. Foraging by the l rous parrotfish *Sparisoma radians*. *Mar Biol* 54: 1
- LUGENDO BR, NAGELKERKEN I, JIDDAWI N, MGA AND VAN DER VELDE G. 2007. Fish community sition of a tropical nonestuarine embayment in Z Tanzânia. *Fish Sci* 73: 1213–1223.
- MAIDA M AND FERREIRA BP. 1997. Coral Reefs o an overview. *Proceedings of the 8th International Reef Symposium* 1: 263–273.
- MARQUES LV AND CREED JE. 2008. Biologia e das fanerógamas marinhas do Brasil. *Oecol Bra* 315–331.
- MEYER J, SCHULTZ ET AND HELFMAN GS. 198 schools: an asset to corals. *Science* 200: 1047–10



- NAGELKERKEN I, VAN DER VELDE G, GORISSEN MW, MEIJER GJ, VAN'T HOF T AND DEN HARTOG C. 2000. Importance of mangroves, seagrass beds and the shallow coral reef as a nursery for important coral reef fishes, using a visual census technique. *Est Coast Shelf Sci* 51: 31–44.
- NAKAMURA Y AND SANO M. 2005. Comparison of invertebrate abundance in a Seagrass bed and adjacent Coral and sand areas at Amitori Bay, Iriomote Island, Japan. *Fish Sci* 71: 543–550.
- NAKAMURA Y AND TSUCHIYA M. 2008. Spatial and temporal patterns of seagrass habitat use by fishes at the Ryukyu Islands, Japan. *Est Coast Shelf Sci* 76: 345–356.
- NAKAMURA Y, HORINOUCHE M, NAKAI T AND SANO M. 2003. Food habits of fishes in a seagrass bed on a fringing coral reef at Iriomote Island, southern Japan. *Ichthyol Research* 50: 15–22.
- NELSON JS. 2006. *Fishes of the world*. New York, J Wiley & Sons, 4th ed., 601 p.
- PAIVA ACG, CHAVES PTC AND ARAÚJO ME. 2008. Estrutura e organização trófica da ictiofauna de águas rasas em um estuário tropical. *Rev Bras Zool* 25(4): 647–661.
- PARRISH JD. 1989. Fish communities of interacting shallow-water habitats in tropical oceanic regions. *Mar Ecol Prog Ser* 58: 143–160.
- POLLARD DA. 1984. A review of ecological studies on seagrass-fish communities, with particular reference to recent studies in Australia. *Aqua Bot* 18: 3–42.
- QUINN NJ. 1980. Analysis of temporal changes in fish assemblages of Serpentine Creek, Queensland, Australia. *Environ Biol Fish* 5: 117–133.
- RAMOS MA. 1973. Lista preliminar dos crustáceos decápodes natantes dos prados de *Halodule* de Pernambuco e Paraíba. In: REUNIÃO ANUAL DA SOCIEDADE BRASILEIRA PARA O PROGRESSO DA CIÊNCIA, 25. Guanabara. Resumos, São Paulo, SBPC, 351 p.
- RANDALL JE. 1965. Grazing effect on sea grasses by herbivorous reef fishes in the West Indies. *Ecol* 46(3): 255–260.
- REZENDE SM. 2008. Tendências temporais das capturas, determinação da idade, crescimento e recrutamento de espécies de peixes *Lutjanidae* que ocorrem na costa nordeste do Brasil. Tese de Doutorado, Depto Oceanografia Centro de Tecnologia e Geociências, Universidade Federal de Pernambuco, UFPE, 186 p.
- ROTH J, HAYCOCK K, GAGNON J, SOPER C AND CALDAROLA J. 1995. StatView software. Abacus Inc. Berkeley, Califórnia.
- SCHWAMBORN SHL. 2004. Dinâmica e organização trófica de assembleias de peixes associados aos prados de capim marinho (*Halodule wrightii*) de Itamaracá, Pernambuco. Tese de doutorado, Universidade Federal de Pernambuco, Centro de Tecnologia e Geociências, Departamento de Oceanografia, Recife, 315 p.
- SHORT FT, KOCH EW, CREED JC, MAGALHÃES KM, FERNANDEZ E AND GAECKLE JL. 2006. SeagrassNet monitoring across the Americas: case studies of seagrass decline. *Mar Ecol* 27: 277–289.
- UNSWORTH RKF, WYLIE E, SMITH DJ AND BELL JJ. 2007. Diel trophic structuring of seagrass bed fish assemblages in the Wakatobi Marine National Park, Indonesia. *Est Coast Shelf Sci* 72: 81–88.
- VERWEIJ MC, NAGELKERKEN I, WARTENBERGH SLJ, PEN IDO R AND VAN DER VELDE G. 2006. Caribbean mangroves and seagrass beds as daytime feeding habitats for juvenile French grunts, *Haemulon flavolineatum*. *Mar Biol* 149: 1291–1299.
- WEINSTEIN MP AND HECK K. 1979. Ichthyofauna of seagrass meadows along the Caribbean coast of Panama and in the Gulf of Mexico: Composition, structure and community ecology. *Mar Biol* 50: 97–108.
- ZAR JH. 1999. *Biostatistical analysis*. New Jersey, Prentice-Hall, 663 p.