



Journal of Applied Research and Technology

ISSN: 1665-6423

[jart@aleph.cinstrum.unam.mx](mailto:jart@aleph.cinstrum.unam.mx)

Centro de Ciencias Aplicadas y Desarrollo

Tecnológico

México

Chiu, S.W.; Tseng, C-T.; Wu, M-F.; Sung, P-C.  
Multi-Item EPQ Model with Scrap, Rework and Multi-Delivery using Common Cycle Policy  
Journal of Applied Research and Technology, vol. 12, núm. 3, junio-, 2014, pp. 615-622  
Centro de Ciencias Aplicadas y Desarrollo Tecnológico  
Distrito Federal, México

Available in: <http://www.redalyc.org/articulo.oa?id=47431368026>

- How to cite
- Complete issue
- More information about this article
- Journal's homepage in [redalyc.org](http://redalyc.org)

[redalyc.org](http://redalyc.org)

Scientific Information System

Network of Scientific Journals from Latin America, the Caribbean, Spain and Portugal

Non-profit academic project, developed under the open access initiative

# Multi-Item EPQ Model with Scrap, Rework and Multi-Delivery using Common Cycle Policy

S.W. Chiu<sup>1</sup>, C-T. Tseng<sup>2</sup>, M-F. Wu<sup>3\*</sup> and P-C. Sung<sup>2</sup>

<sup>1</sup> Department of Business Administration

<sup>2</sup> Department of Industrial Engineering and Management  
Chaoyang University of Technology, Taichung 413, Taiwan

<sup>3</sup> Department of Industrial Engineering and Systems Management,  
Feng Chia University, Taichung 407, Taiwan

\*mfwu@fcu.edu.tw

## ABSTRACT

This paper is concerned with determining the optimal common production cycle policy for a multi-item economic production quantity (EPQ) model with scrap, rework and multiple deliveries. The classic EPQ model considers the optimal replenishment quantity of single product under a perfect production assumption and a continuous inventory issuing policy. However, in real life production planning, manufacturing firms often plan to have multiple products made in turn on a single machine in order to maximize the machine utilization. Also, dealing with random defective items during the production run seems to be an inevitable task, and the multi-delivery policy is commonly adopted for distributing finished items to customers. In this study, we assume a portion of nonconforming items is scrap and the other portion of them can be reworked and repaired in the same production cycle with additional cost. The objective is to determine an optimal common production cycle time that minimizes the long-run average cost per unit time for such a specific multi-item EPQ model with scrap, rework and multi-delivery policy. Mathematical modeling and analysis is used and a closed-form optimal common cycle time for multi-item production planning is obtained. A numerical example is provided to demonstrate the practical usage of research result.

Keywords: Economic Production Quantity, Optimization, Multi-Item Production, Common Cycle, Scrap, Rework, Multi-shipment.

## 1. Introduction

The economic production quantity (EPQ) model [1] considers the optimal replenishment quantity of single product under a perfect production assumption and a continuous inventory issuing policy. However, in real life production planning manufacturing firms often plan to have multiple products made in turn on a single machine in order to maximize the machine utilization. Burinskii and Fursova [2] studied the time variation of probability distributions of inventory levels in a multi-item supply system. Gaalman [3] proposed a multi-item production smoothing model using an aggregation technique that makes use of the structural properties of the inventory-production model. Aggarwal [4] indicated that multi-item inventory control may be simplified by grouping items into subgroups with a common order cycle for all the items in each group. The methods provided in the literature for determination of the order cycle values are either suboptimal or computationally inefficient. He proposed a procedure which finds

the optimal values and is also computationally efficient. Dellaert [5] considered a problem of production control in situations in which several types of products are produced on one machine and in which only the ordered goods can be produced. He assumed the demand is stochastic and depends on the average delivery-time and proposed two decomposition methods: a method based on queuing theory and a method for discrete demand and discrete service-times. Both methods were compared with a cyclic production strategy. Studies related to various aspects of multi-item production planning and optimization issues have since been extensively conducted [6-14].

In practical production environments, dealing with random defective items produced seems to be one of the inevitable tasks. Shih [15] examined inventory models where the proportion of defective units in the accepted lot is a random variable with known probability distributions. Optimal solutions

to the amended systems were developed. Comparisons with the traditional models were also presented via numerical examples. Makis [16] investigated the optimal lot sizing and inspection policy for an economic manufacturing quantity (EMQ) model with imperfect inspections. He assumed that the process could be monitored through inspections, and that both the lot size and the inspection schedule were subject to control. It was assumed that the in-control periods are generally distributed and the inspections are imperfect. Using Lagrange's method and solving a nonlinear equation, a two-dimensional search procedure was proposed to find the optimal lot sizing and inspection policy. Many studies have also been carried out to address different aspects of imperfect production systems and quality assurance issues during past decades [17-25].

Unlike EPQ model adopts continuous inventory issuing policy, periodic multi-delivery policy is often used for distributing finished items to customers. Hahm and Yano [26] determined the frequencies of production and delivery of a single component with the objective of minimizing the long-run average cost per unit time. Their cost includes production setup costs, inventory holding costs at both the supplier and the customer, and transportation costs. For their proposed model, it was proved that the ratio between the production interval and delivery interval must be an integer in an optimal solution. They used these results to characterize situations in which it is optimal to have synchronized production and delivery, and discussed the ramifications of these conditions on strategies for setup cost and setup time reductions. Viswanathan [27] examined the integrated vendor-buyer inventory models with two different strategies that had been proposed in the literature for the problem: one where each replenishing quantity delivered to the buyer is identical and the other strategy where at each delivery all the inventory available with the vendor is supplied to the buyer. He showed that there is no one strategy that obtains the best solution for all possible problem parameters. His study presented the results of a detailed numerical investigation that analyzed the relative performance of the two strategies for various problem parameters. Hoque and Goyal [28] studied an optimal policy for the single-vendor single-buyer integrated production-inventory system. Their model assumed that the

successive batches of a lot are transferred to the buyer in a finite number of unequal and equal sizes. The successive unequal batch sizes increase by a fixed factor. The capacity of the transport equipment used to transfer batches from the vendor to the buyer is limited. The objective was to minimize the total joint annual costs incurred by the vendor and the buyer. Additional studies were conducted to address various aspects of periodic or multiple deliveries issues [29-37]. This paper is concerned with determining the optimal common production cycle policy for a multi-item economic production quantity (EPQ) model with scrap, rework and multiple deliveries. Since little attention has been paid to this area, this paper is intended to bridge the gap.

## 2. Description and Mathematical Modelling

A multi-item EPQ model with scrap, rework and multiple deliveries is examined in this paper. Consider that  $L$  products are made in turn on a single machine with the purpose of maximizing the machine utilization. All items made are screened and inspection cost for each item is included in the unit production cost  $C_i$ . During production process for each product  $i$  (where  $i = 1, 2, \dots, L$ ), an  $x_i$  portion of nonconforming items is produced randomly at a rate  $d_i$ . Among these nonconforming items, a  $\theta_i$  portion is considered to be scrap items and the other portion can be reworked and repaired at a rate of  $P_{2i}$  right after the end of regular production process in each cycle with an additional cost  $CR_i$ . Under the normal operation, the constant production rate  $P_{1i}$  for product  $i$  must satisfies  $(P_{1i} - d_i - \lambda_i) > 0$ , where  $\lambda_i$  is the demand rate for product  $i$  per year, and  $d_i$  can be expressed as  $d_i = x_i P_{1i}$ . Unlike classic EPQ model assumes a continuous issuing policy for meeting product demands, this study adopts a multi-delivery policy. It is assumed that finished goods for each product  $i$  can only be delivered to customers if whole production lot is quality assured in the end of rework process for each product  $i$ . Fixed quantity  $n$  installments of the finished batch are delivered at a fixed interval of time during delivery time  $t_{3i}$  (refer to Figure 1).

Other cost parameters used in this study include: disposal cost  $C_{Si}$  per scrapped item, unit holding cost  $h_i$ , production setup cost  $K_i$ , unit holding cost  $h_{1i}$  for each reworked item, the fixed delivery cost

$K_{1i}$  per shipment for product  $i$ , and unit shipping cost  $C_{Ti}$  for product  $i$ . Additional notation includes

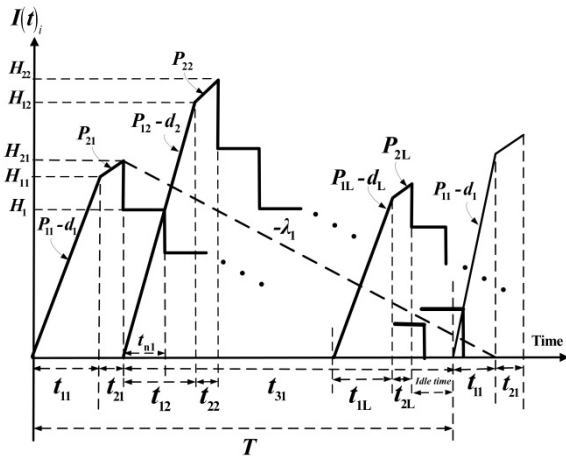


Figure 1. On-hand perfect quality inventory for product  $i$  in the proposed multi-item EPQ model under a common cycle policy.

$t_{1i}$  = production uptime for product  $i$  in the proposed EPQ model,

$t_{2i}$  = the rework time for product  $i$  in the proposed EPQ model,

$H_{1i}$  = maximum level of on-hand inventory for product  $i$  when regular production ends,

$H_{2i}$  = maximum level of on-hand inventory in units for product  $i$  when rework process ends,

$T$  = common production cycle length, a decision variable,

$Q_i$  = production lot size per cycle for product  $i$ ,

$n$  = number of fixed quantity installments of the finished batch to be delivered to customers in each cycle, it is assumed to be a constant for all products,

$t_{ni}$  = a fixed interval of time between each installment of finished products delivered during  $t_{2i}$ , for product  $i$ .

$I(t)_i$  = on-hand inventory of perfect quality items for product  $i$  at time  $t$ ,

$I_D(t)_i$  = on-hand inventory of defective items for product  $i$  at time  $t$ ,

$TC(Q_i)$  = total production-inventory-delivery costs per cycle for product  $i$ ,

$E[TCU(Q)]$  = total expected production-inventory-delivery costs per unit time for  $L$  products in the proposed system.

$E[TCU(T)]$  = total expected production-inventory-delivery costs per unit time for  $L$  products in the proposed system using common production cycle time  $T$  as the decision variable.

The on-hand inventory of defective items during uptime  $t_{1i}$  and the reworking time  $t_{2i}$  is illustrated in Figure 2.

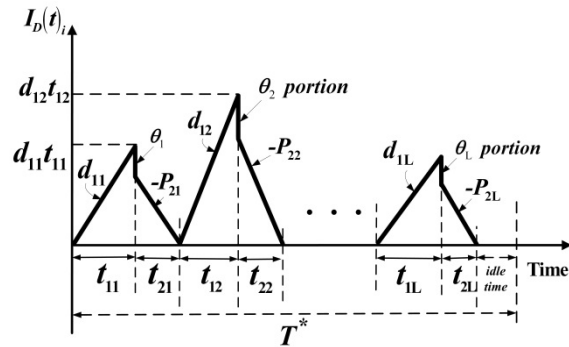


Figure 2. On-hand inventory of defective items for product  $i$  in the proposed multi-item EPQ model under a common cycle policy.

One can obtain the following formulas directly from Figures 1 and 2:

$$t_{1i} = \frac{Q_i}{P_i} = \frac{H_{1i}}{P_i - d_i} \tag{1}$$

$$t_{2i} = \frac{x_i Q_i (1 - \theta_i)}{P_{2i}} \tag{2}$$

$$t_{3i} = n t_{ni} = T - (t_{1i} + t_{2i}) \tag{3}$$

$$T = t_{1i} + t_{2i} + t_{3i} = \frac{Q_i (1 - \theta_i x_i)}{\lambda_i} \tag{4}$$

$$H_{1i} = (P_{1i} - d_i)t_{1i} \tag{5}$$

$$H_{2i} = H_{1i} + P_{2i}t_{2i} \tag{6}$$

$$d_i t_{1i} = x_i Q_i \tag{7}$$

Total delivery costs for product  $i$  ( $n$  shipments) in a cycle are:

$$nK_{1i} + C_{Ti}Q_i(1 - \theta_i x_i) \tag{8}$$

Holding costs for finished products during the  $t_3$ , where  $n$  fixed-quantity installments of the finished batch are delivered to customers at a fixed interval of time, are (see [29]).

$$h_i \left( \frac{n-1}{2n} \right) H_{2i} t_{3i} \tag{9}$$

Total production-inventory-delivery cost per cycle  $TC(Q_i)$  for  $L$  products, consists of the variable production cost, setup cost, rework cost, fixed and variable delivery cost, holding cost during production uptime  $t_{1i}$  and rework time  $t_{2i}$ , and holding cost for finished goods kept during the delivery time  $t_3$ . Therefore, total  $TC(Q_i)$  for  $L$  products are

$$\sum_{i=1}^L TC(Q_i) = \left\{ \begin{aligned} &C_i Q_i + K_i + C_{Ri} [x_i (1 - \theta_i) Q_i] + C_{Si} [x_i \theta_i Q_i] \\ &+ nK_{1i} + C_{Ti} [Q_i (1 - \theta_i x_i)] + h_{1i} \left[ \frac{P_{1i} t_{2i}}{2} (t_{2i}) \right] \\ &+ h_i \left[ \frac{H_{1i} + d_i t_{1i}}{2} (t_{1i}) + \frac{H_{1i} + H_{2i}}{2} (t_{2i}) + \frac{n-1}{2n} (H_{2i} t_{3i}) \right] \end{aligned} \right\} \tag{10}$$

To take the randomness of defective rate  $x$  into account, by applying the expected values of  $x$  in the cost analysis and substituting all variables from equations (1) to (9) in Eq. (10), the following expected  $E[TCU(Q)]$  can be obtained:

$$E[TCU(Q)] = E \left[ \sum_{i=1}^L TC(Q_i) \right] \frac{1}{E[T]} \left\{ \begin{aligned} &\frac{C_i \lambda_i}{[1 - \theta_i E(x_i)]} + \frac{C_{Ri} \lambda_i (1 - \theta_i) E(x_i)}{[1 - \theta_i E(x_i)]} + \frac{C_{Si} \lambda_i E(x_i) \theta_i}{[1 - \theta_i E(x_i)]} \\ &+ C_{Ti} \lambda_i + \frac{K_i \lambda_i}{Q_i [1 - \theta_i E(x_i)]} + \frac{nK_{1i} \lambda_i}{Q_i [1 - \theta_i E(x_i)]} \\ &+ \frac{h_i Q_i \lambda_i (1 - \theta_i)^2}{2 [1 - \theta_i E(x_i)]} \left( \frac{E(x_i)^2}{P_{2i}} \right) + E[x_i] \left( \frac{(1 - \theta_i)}{P_{2i}} + \frac{(1 - \theta_i)}{P_{2i} n} \right) \\ &+ \frac{h_i Q_i \lambda_i}{2} \frac{1}{(1 - \theta_i E[x_i])} \left[ E[x_i] \left( \frac{\theta_i}{P_{1i}} - \frac{2\theta_i}{\lambda_i} \right) + E[x_i]^2 \left( \frac{\theta_i^2}{\lambda_i} \right) \right] \\ &- E[x_i]^2 \left( \frac{(1 - \theta_i)}{P_{2i}} + \frac{\theta_i (1 - \theta_i)}{P_{2i} n} \right) \end{aligned} \right\} \tag{11}$$

where  $E[T] = Q_i [1 - \theta_i E(x_i)] / \lambda_i$

Replacing  $Q_i$  with  $T$ , one can convert Eq. (11) into Eq. (12) as follows (see Appendix for details)

$$E[TCU(T)] = \sum_{i=1}^L \left\{ \begin{aligned} &\frac{C_i \lambda_i}{[1 - \theta_i E(x_i)]} + \frac{C_{Ri} \lambda_i (1 - \theta_i) E(x_i)}{[1 - \theta_i E(x_i)]} + \frac{C_{Si} \lambda_i E(x_i) \theta_i}{[1 - \theta_i E(x_i)]} + C_{Ti} \lambda_i \\ &+ \frac{K_i}{T} + \frac{nK_{1i}}{T} + \frac{h_i T \lambda_i^2 (1 - \theta_i)^2}{2 [1 - \theta_i E(x_i)]^2} \left( \frac{E(x_i)^2}{P_{2i}} \right) \\ &+ \frac{h_i T \lambda_i^2}{2} \left[ \frac{1}{\lambda_i} - \frac{1}{\lambda_i n} + \frac{1}{P_{1i} n [1 - \theta_i E[x_i]]} + \frac{\theta_i E[x_i]}{P_{1i} [1 - \theta_i E[x_i]]^2} \right] \\ &+ \frac{h_i T \lambda_i^2}{2} \left[ \frac{(1 - \theta_i) E[x_i] [1 - E[x_i]]}{P_{2i} [1 - \theta_i E[x_i]]^2} + \frac{(1 - \theta_i) E[x_i]}{P_{2i} n [1 - \theta_i E[x_i]]} \right] \end{aligned} \right\} \tag{12}$$

Let  $E_{0i}$ ,  $E_{1i}$  denote the following:

$$E_{0i} = \frac{1}{[1 - \theta_i E(x_i)]} \tag{13}$$

$$E_{1i} = \frac{E(x_i)}{[1 - \theta_i E(x_i)]} \tag{14}$$

Equation (12) becomes

$$E[TCU(T)] = \sum_{i=1}^L \left\{ \begin{aligned} & C_i \lambda_i E_{0i} + C_{Ri} \lambda_i (1-\theta_i) E_{1i} + C_{Si} \lambda_i \theta_i E_{1i} + C_{Ti} \lambda_i \\ & + \frac{K_i}{T} + \frac{nK_{1i}}{T} + \frac{h_i T \lambda_i^2 (1-\theta_i)^2 (E_{1i})^2}{2P_{2i}} \\ & + \frac{h_i T \lambda_i^2}{2} \left[ \frac{1}{\lambda_i} - \frac{1}{\lambda_i n} + \frac{E_{0i}}{P_{1i} n} + \frac{\theta_i E_{0i} E_{1i}}{P_{1i}} \right] \\ & + \frac{h_i T \lambda_i^2}{2} \left[ \frac{(1-\theta_i) E_{1i}}{P_{2i} n} + \frac{(1-\theta_i) [1-E[x_i]] E_{0i} E_{1i}}{P_{2i}} \right] \end{aligned} \right\} \quad (15)$$

With further derivations one obtains

$$T^* = \sqrt{\frac{2 \sum_{i=1}^L (K_i + nK_{1i})}{\sum_{i=1}^L h_i \lambda_i^2 \left[ \frac{1}{\lambda_i} - \frac{1}{\lambda_i n} + \frac{E_{0i}}{P_{1i} n} + \frac{\theta_i E_{0i} E_{1i}}{P_{1i}} + \frac{(1-\theta_i) E_{1i}}{P_{2i} n} + \frac{(1-\theta_i) [1-E[x_i]] E_{0i} E_{1i}}{P_{2i}} \right]} + \sum_{i=1}^L \frac{h_i \lambda_i^2 (1-\theta_i)^2 (E_{1i})^2}{P_{2i}}} \quad (19)$$

### 3. Determining Optimal Common Cycle

If the expected cost function  $E[TCU(T)]$  is convex, then one can locate its minimum point and hence find the optimal common production cycle time. Differentiating Eq. (15) with respect to  $T$  gives

$$\frac{\partial E[TCU(T)]}{\partial T} = \sum_{i=1}^L \left\{ \begin{aligned} & -\frac{K_i}{T^2} - \frac{nK_{1i}}{T^2} + \frac{h_i \lambda_i^2 (1-\theta_i)^2 (E_{1i})^2}{2P_{2i}} \\ & + \frac{h_i \lambda_i^2}{2} \left[ \frac{1}{\lambda_i} - \frac{1}{\lambda_i n} + \frac{E_{0i}}{P_{1i} n} + \frac{\theta_i E_{0i} E_{1i}}{P_{1i}} + \frac{(1-\theta_i) E_{1i}}{P_{2i} n} \right. \\ & \left. + \frac{(1-\theta_i) [1-E[x_i]] E_{0i} E_{1i}}{P_{2i}} \right] \end{aligned} \right\} \quad (16)$$

$$\frac{\partial^2 E[TCU(T)]}{\partial T^2} = \sum_{i=1}^L \left\{ \frac{2(K_i + nK_{1i})}{T^3} \right\} \quad (17)$$

Eq. (17) is resulting positive for  $K_i$ ,  $n$ ,  $K_{1i}$ , and  $T$  are all positive. Hence,  $E[TCU(T)]$  is a convex function for all  $T$  different from zero. The optimal common production cycle time  $T^*$  can be obtained by setting first derivative of  $E[TCU(T)]$  equal to zero.

$$\frac{\partial E[TCU(T)]}{\partial T} = \sum_{i=1}^L \left\{ \begin{aligned} & -\frac{K_i}{T^2} - \frac{nK_{1i}}{T^2} + \frac{h_i \lambda_i^2 (1-\theta_i)^2 (E_{1i})^2}{2P_{2i}} \\ & + \frac{h_i \lambda_i^2}{2} \left[ \frac{1}{\lambda_i} - \frac{1}{\lambda_i n} + \frac{E_{0i}}{P_{1i} n} + \frac{\theta_i E_{0i} E_{1i}}{P_{1i}} + \frac{(1-\theta_i) E_{1i}}{P_{2i} n} \right. \\ & \left. + \frac{(1-\theta_i) [1-E[x_i]] E_{0i} E_{1i}}{P_{2i}} \right] \end{aligned} \right\} = 0 \quad (18)$$

### 4. Numerical Example

Consider a production schedule is to produce five products in turn on a single machine using a common production cycle policy. Production rate  $P_{1i}$  for each product is 58000, 59000, 60000, 61000, and 62000 respectively, and annual demands  $\lambda_i$  for five different products are 3000, 3200, 3400, 3600, and 3800 respectively. Random defective rates  $x_i$  during production uptime for each product follow the uniform distribution over the intervals of  $[0, 0.05]$ ,  $[0, 0.10]$ ,  $[0, 0.15]$ ,  $[0, 0.20]$ , and  $[0, 0.25]$  respectively. Among the defective items  $\theta_i$  portion is scrap items where  $\theta_i$  for five different products are 0, 0.025, 0.050, 0.075, 0.100 respectively and additional disposal costs are \$20, \$25, \$30, \$35, and \$40 per scrapped item. The other portion of nonconforming items is assumed to be repairable at the reworking rates  $P_{2i}$  of 1800, 2000, 2200, 2400, and 2600 respectively, with additional reworking costs of \$50, \$55, \$60, \$65, and \$70 per reworked item. Other parameters used include

$C_i$  = unit manufacturing costs are \$80, \$90, \$100, \$110, and \$120 respectively.

$h_i$  = unit holding costs are \$10, \$15, \$20, \$25, and \$30 respectively.

$K_i$  = production set up costs are \$3800, \$3900, \$4000, \$4100, and \$4200, respectively.

$h_{1i}$  = unit holding costs per reworked are \$30, \$35, \$40, \$45, and \$50 respectively.

$K_{Ti}$  = the fixed delivery costs per shipment are \$1800, \$1900, \$2000, \$2100, and \$2200.

$C_{Ti}$  = unit transportation costs are \$0.1, \$0.2, \$0.3, \$0.4, and \$0.5 respectively.

$n$  = number of shipments per cycle, in this study it is assumed to be a constant 4.

The optimal common production cycle time  $T^* = 0.6066$  (years) can be computed by Eq. (19), and applying Eq. (15) one obtains the expected production-inventory-delivery costs per unit time for  $L$  products,  $E[TCU(T^* = 0.6066)] = \$2,015,921$ .

Variation of average defective rate and average scrap rate effects on the optimal system cost  $E[TCU(T^*)]$  are illustrated in Figure 3.

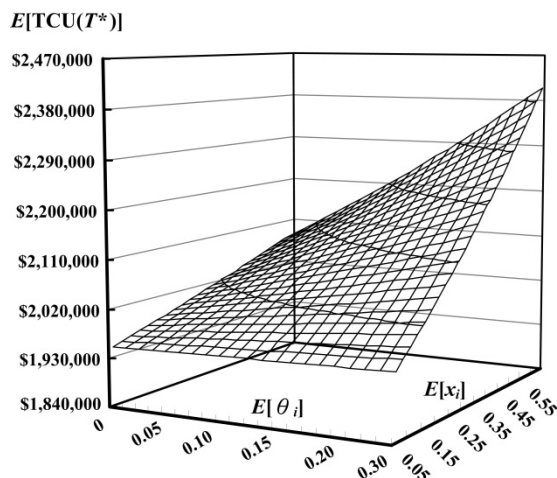


Figure 3. Variation of average defective rate and average scrap rate effects on the system cost  $E[TCU(T^*)]$ .

One notes that as the average random defective rate  $E[x_i]$  increases, the expected system cost  $E[TCU(T^*)]$  increases significantly; and as the average scrap rate  $E[\theta_i]$  increases, the expected system cost  $E[TCU(T^*)]$  increases slightly.

## 5. Conclusions

Classic EPQ model determines replenishment lot size for single product with perfect production situation and under a continuous inventory issuing

policy. However, in real life production environment, for the purpose of maximizing machine utilization production planners often have multiple products produced in turn on a single machine. During the production process, due to various uncontrollable factors it is inevitable to produce nonconforming items. Sometimes, a portion of nonconforming items can be reworked and repaired with additional cost. Also, the delivery of finished goods to outside clients is commonly done under a practical periodic multi-shipment policy. Therefore, it is important for management to look into effect of rework and multi-delivery policy on the common cycle decision of the multi-item production system. Because little attention has been paid to this area, this paper is intended to bridge the gap.

Mathematical modeling is used in this study and an optimal common cycle time for such a specific EPQ model is obtained. Effects of scrap and the reworking of defective items on the expected system cost are investigated. The research results are intended to assist management in the fields to better plan and control such a realistic multi-item production system. For future study, an interesting topic will be to consider imperfect rework effects on the on the common cycle time for the same model.

## Acknowledgements

Authors greatly appreciate National Science Council of Taiwan for supporting this research under grant number: NSC 102-2410-H-324-005.

## References

- [1] S. Nahmias, "Production and Operations Analysis," New York, McGraw-Hill Co. Inc., 2009.
- [2] V.V. Burinskii and T. I. Fursova, "Time variation of probability distributions of inventory levels in a multi-item supply system," *Cybernetics*, vol. 10, no. 1, pp. 85-94, 1975.
- [3] G.J. Gaalman, "Optimal aggregation of multi-item production smoothing models," *Management Sciences*, vol. 24, no. 16, pp. 1733-1739, 1978.
- [4] V. Aggarwal, "Grouping multi-item inventory using common cycle periods," *European Journal of Operational Research*, vol. 17, no. 3, pp. 369-372, 1984.

- [5] N.P. Dellaert, "Multi-item production control for production to order," *Engineering Costs and Production Economics*, vol. 17, no. 1-4, pp. 167-173, 1989.
- [6] B.M. Maloney and C. M. Klein, "Constrained multi-item inventory systems: An implicit approach," *Computers and Operations Research*, vol. 20, no. 6, pp. 639-649, 1993.
- [7] H. Katayama, "An integrated management procedure of multi-item mixed-line production system - Its hierarchical structure and performance evaluation," *International Journal of Production Research*, vol. 36, no. 10, pp. 2633-2651, 1998.
- [8] A.J. Miller et al., "A multi-item production planning model with setup times: Algorithms, reformulations, and polyhedral characterizations for a special case," *Mathematical Programming, Series B*, vol. 95, no. 1, pp. 71-90, 2003.
- [9] N. Ueno et al., "Multi-item production planning and management system based on unfulfilled order rate in supply chain," *Journal of the Operations Research Society of Japan*, vol. 50, no. 3, pp. 201-218, 2007.
- [10] M. D. Rossetti and A. V. Achlerkar, "Evaluation of segmentation techniques for inventory management in large scale multi-item inventory systems," *International Journal of Logistics Systems and Management*, vol. 8, no. 4, pp. 403-424, 2011.
- [11] D. A. Serel, "Multi-item quick response system with budget constraint," *International Journal of Production Economics*, vol. 137, no. 2, pp. 235-249, 2012.
- [12] Y-S. P. Chiu et al., "Joint determination of rotation cycle time and number of shipments for a multi-item EPQ model with random defective rate," *Economic Modelling*, vol. 35, pp. 112-117, 2013.
- [13] Y-S. P. Chiu et al., "Optimal common cycle time for a multi-item production system with discontinuous delivery policy and failure in rework," *Journal of Scientific & Industrial Research*, vol. 72, no. 7, pp. 435-440, 2013.
- [14] S.W. Chiu et al., "Alternative approach to determine the common cycle time for a multi-item production system with discontinuous deliveries and failure in rework," *Economic Modelling*, vol. 35, pp. 593-596, 2013.
- [15] W. Shih, "Optimal inventory policies when stock-outs result from defective products," *International Journal of Production Research*, vol. 18, no. 6, pp. 677-686, 1980.
- [16] V. Makis, "Optimal lot sizing and inspection policy for an EMQ model with imperfect inspections," *Naval Research Logistics*, vol. 45, no. 2, pp. 165-186, 1998.
- [17] K. Inderfurth et al., "Batching work and rework processes with limited deterioration of reworkables," *Computers and Operations Research*, vol. 33, no. 6, pp. 1595-1605, 2006.
- [18] S.W. Chiu et al., "Note on the mathematical modeling approach used to determine the replenishment policy for the EMQ model with rework and multiple shipments," *Applied Mathematics Letters*, vol. 25, no. 11, pp. 1964-1968, 2012.
- [19] Y.-S.P. Chiu et al., "Replenishment run time problem with machine breakdown and failure in rework," *Expert Systems with Applications*, vol. 39, pp. 1291-1297, 2012.
- [20] H-D. Lin and Y-S. P. Chiu, "Note on "replenishment run time problem with machine breakdown and failure in rework," *Expert Systems with Applications*, vol. 39, no. 17, pp. 13070-13072, 2012.
- [21] E. Rubio and J. C. Jáuregui-Correa, "A Wavelet Approach to Estimate The Quality of Ground Parts," *J. Appl. Res. Tech.*, vol. 10, no. 1, pp. 28-37, 2012.
- [22] J. Acosta-Cano and F. Sastrón-Báguena, "Loose coupling based reference scheme for shop floor-control system/production-equipment integration," *J. Appl. Res. Tech.*, vol. 11, no. 3, pp. 447-469, 2013.
- [23] C.K. Ke, "Research on Optimized Problem-solving Solutions: Selection of the Production Process," *J. Appl. Res. Tech.*, vol. 11, no. 4, pp. 523-532, 2013.
- [24] S.W. Chiu et al., "Optimizing replenishment policy in an EPQ-based inventory model with nonconforming items and breakdown," *Economic Modelling*, vol. 35, pp. 330-337, 2013.
- [25] H-D. Lin et al., "A note on "Intra-supply chain system with multiple sales locations and quality assurance," *Expert Systems with Applications*, vol. 40, no. 11, pp. 4730-4732, 2013.
- [26] J. Hahm and C. A. Yano, "The economic lot and delivery scheduling problem: The single item case," *International Journal of Production Economics*, vol. 28, pp. 235-252, 1992.
- [27] S. Viswanathan, "Optimal strategy for the integrated vendor-buyer inventory model," *European Journal of Operational Research*, vol. 105, pp. 38-42, 1998.



[28] M.A. Hoque and S. K. Goyal, "Optimal policy for a single-vendor single-buyer integrated production-inventory system with capacity constraint of the transport equipment," *International Journal of Production Economics*, vol. 65, no. 3, pp. 305-315, 2000.

[29] Y-S.P. Chiu et al., "Incorporating multi-delivery policy and quality assurance into economic production lot size problem," *Journal of Scientific & Industrial Research*, vol. 68, no. 6, pp. 505-512, 2009.

[30] S.W. Chiu et al., "Combining an alternative multi-delivery policy into economic production lot size problem with partial rework," *Expert Systems with Applications*, vol. 39, pp. 2578-2583, 2012.

[31] A.A. Taleizadeh et al., "Multiproduct multiple-buyer single-vendor supply chain problem with stochastic demand, variable lead-time, and multi-chance constraint," *Expert Systems with Applications*, vol. 39, no. 5, pp. 5338-5348, 2012.

[32] S.W. Chiu et al., "Production-shipment policy for EPQ model with quality assurance and an improved delivery schedule," *Mathematical and Computer Modelling of Dynamical Systems*, vol. 19, no. 4, pp. 344-352, 2013.

[33] B. Sarkar, S. Sarkar, "An improved inventory model with partial backlogging, time varying deterioration and stock-dependent demand," *Economic Modelling*, vol. 30, pp. 924-932, 2013.

[34] K.-K. Chen et al., "Alternative approach for solving replenishment lot size problem with discontinuous issuing policy and rework," *Expert Systems with Applications*, vol. 39, no. 2, pp. 2232-2235, 2012.

[35] S.W. Chiu et al., "Determining production-shipment policy for a vendor-buyer integrated system with rework and an amending multi-delivery schedule," *Economic Modelling*, vol. 33, pp. 668-675, 2013.

[36] Y-S.P. Chiu et al., "Reexamination of "Combining an alternative multi-delivery policy into economic production lot size problem with partial rework" using alternative approach," *J. Appl. Res. Tech.*, vol. 11, no. 3, pp. 317-323, 2013.

[37] M. Cedillo-Campos, C. Sánchez-Ramírez, "Dynamic Self-Assessment of Supply Chains Performance: an Emerging Market Approach," *J. Appl. Res. Tech.*, vol. 11, no. 3, pp. 338-347, 2013.

**Appendix A**

Derivations of Eq. (12):

From Eq. (11) and  $E[T] = Q_i [1 - \theta_i E(x_i)] / \lambda_i$  the right-hand side of Eq. (11) can be rearranged as

$$E[TCU(T)] = \left\{ \begin{aligned} & \left[ \frac{C_i \lambda_i}{[1 - \theta_i E(x_i)]} + \frac{C_{ri} \lambda_i (1 - \theta_i) E(x_i)}{[1 - \theta_i E(x_i)]} + \frac{C_{si} \lambda_i E(x_i) \theta_i}{[1 - \theta_i E(x_i)]} + C_{ri} \lambda_i \right. \\ & \left. + C_{ri} \lambda_i + \frac{K_i}{T} + \frac{nK_{ri}}{T} + \frac{h_i \lambda_i^2 T (1 - \theta_i)^2}{2 [1 - \theta_i E(x_i)]^2} \left( \frac{E(x_i)^2}{P_{2i}} \right) \right. \\ & \left. + \frac{h_i \lambda_i^2 T}{2} \frac{1}{[1 - \theta_i E(x_i)]^2} \right. \\ & \left. \sum_{i=1}^I \left[ \left( \frac{1}{\lambda_i} - \frac{1}{\lambda_i n} + \frac{1}{P_{1i} n} \right) + E[x_i] \left( \frac{(1 - \theta_i)}{P_{2i}} + \frac{(1 - \theta_i)}{P_{2i} n} \right) \right. \right. \\ & \left. \left. - E[x_i]^2 \left( \frac{(1 - \theta_i)}{P_{2i}} + \frac{\theta_i (1 - \theta_i)}{P_{2i} n} \right) \right] \right. \\ & \left. + \left( 1 - \frac{1}{n} \right) \left[ E[x_i] \left( \frac{\theta_i}{P_{1i}} - \frac{2\theta_i}{\lambda_i} \right) + E[x_i]^2 \left( \frac{\theta_i^2}{\lambda_i} \right) \right] \right\} \tag{A-1} \end{aligned} \right.$$

Further rearranging the last term in the right-hand side of Eq. (A-1), one has

$$E[TCU(T)] = \left\{ \begin{aligned} & \left[ \frac{C_i \lambda_i}{[1 - \theta_i E(x_i)]} + \frac{C_{ri} \lambda_i (1 - \theta_i) E(x_i)}{[1 - \theta_i E(x_i)]} + \frac{C_{si} \lambda_i E(x_i) \theta_i}{[1 - \theta_i E(x_i)]} + C_{ri} \lambda_i \right. \\ & \left. + \frac{K_i}{T} + \frac{nK_{ri}}{T} + \frac{h_i \lambda_i^2 T (1 - \theta_i)^2}{2 [1 - \theta_i E(x_i)]^2} \left( \frac{E(x_i)^2}{P_{2i}} \right) \right. \\ & \left. + \frac{h_i \lambda_i^2 T}{2} \frac{1}{[1 - \theta_i E(x_i)]^2} \right. \\ & \left. \left[ \frac{[1 - \theta_i E(x_i)]^2}{\lambda_i} - \frac{[1 - \theta_i E(x_i)]^2}{\lambda_i n} + \frac{[1 - \theta_i E(x_i)]}{P_{1i} n} + \frac{\theta_i E[x_i]}{P_{1i}} \right] \right. \\ & \left. + \frac{E[x_i](1 - \theta_i)[1 - E(x_i)]}{P_{2i}} + \frac{E[x_i](1 - \theta_i)[1 - \theta_i E(x_i)]}{P_{2i} n} \right] \right\} \tag{A-2} \end{aligned} \right.$$

With further rearrangement one obtains Eq. (12) as follows:

$$E[TCU(T)] = \left\{ \begin{aligned} & \left[ \frac{C_i \lambda_i}{[1 - \theta_i E(x_i)]} + \frac{C_{ri} \lambda_i (1 - \theta_i) E(x_i)}{[1 - \theta_i E(x_i)]} + \frac{C_{si} \lambda_i E(x_i) \theta_i}{[1 - \theta_i E(x_i)]} + C_{ri} \lambda_i \right. \\ & \left. + \frac{K_i}{T} + \frac{nK_{ri}}{T} + \frac{h_i T \lambda_i^2 (1 - \theta_i)^2}{2 [1 - \theta_i E(x_i)]^2} \left( \frac{E(x_i)^2}{P_{2i}} \right) \right. \\ & \left. + \frac{h_i T \lambda_i^2}{2} \left[ \frac{1}{\lambda_i} - \frac{1}{\lambda_i n} + \frac{1}{P_{1i} n [1 - \theta_i E[x_i]]} + \frac{\theta_i E[x_i]}{P_{1i} [1 - \theta_i E[x_i]]^2} \right] \right. \\ & \left. + \frac{h_i T \lambda_i^2}{2} \left[ \frac{(1 - \theta_i) E[x_i] [1 - E[x_i]]}{P_{2i} [1 - \theta_i E[x_i]]^2} + \frac{(1 - \theta_i) E[x_i]}{P_{2i} n [1 - \theta_i E[x_i]]} \right] \right\} \end{aligned} \right.$$